

# Mathematics

**Senior 2**  
**Student's Book**

© 2020 Rwanda Basic Education Board (REB).  
All rights reserved .

This book is property of the Government of Rwanda.  
Credit must be given to REB when the content is quoted.

# TABLE OF CONTENTS

<b>UNIT 1: INDICES AND SURDS</b> .....	<b>1</b>
<b>1.1 Indices</b> .....	<b>1</b>
<b>1.1.1 Index notation</b> .....	<b>3</b>
<b>1.1.2 Properties of indices</b> .....	<b>3</b>
1.1.2.1 Multiplication law of indices .....	3
1.1.2.2 Division law of indices .....	4
1.1.2.3 Power of powers .....	6
1.1.2.4 Zero index.....	7
1.1.2.5 Negative indices.....	8
1.1.2.6 Fractional indices .....	10
<b>1.1.3 Simple equations involving indices</b> .....	<b>12</b>
<b>1.2 Standard form</b> .....	<b>14</b>
<b>1.3 Surds</b> .....	<b>15</b>
<b>1.3.1 Definition of a surd</b> .....	<b>15</b>
<b>1.3.2 Qualities of surds</b> .....	<b>16</b>
<b>1.3.3 Simplification of surds</b> .....	<b>16</b>
<b>1.3.4 Operations on surds</b> .....	<b>17</b>
1.3.4.1 Addition and subtraction of surds.....	17
1.3.4.2 Multiplication of surds.....	18
1.3.4.3 Division of surds and rationalising denominator.....	20
<b>1.4 Square roots</b> .....	<b>22</b>
<b>1.4.1 Square roots by estimation method</b> .....	<b>22</b>
<b>1.4.2 Square root calculation by factorisation</b> .....	<b>23</b>
<b>1.4.3 Square root by general method</b> .....	<b>24</b>
<i>Unit summary</i> .....	<i>25</i>
<i>Unit 1 test</i> .....	<i>25</i>
<b>UNIT 2: POLYNOMIALS</b> .....	<b>27</b>
<b>2.1 Introduction to polynomials</b> .....	<b>27</b>
<b>2.2 Operations on polynomials</b> .....	<b>29</b>
2.2.1 Addition and subtraction .....	29
2.2.2 Substitution and evaluation .....	30

2.2.3	<b>Multiplication of polynomials</b> .....	32
2.2.3.1	Multiplication of monomials .....	32
2.2.3.2	Multiplication of a polynomial by a monomial .....	32
2.2.3.3	Multiplication of a polynomial by a polynomial.....	35
2.2.4	<b>Division of polynomials</b> .....	37
2.2.4.1	Division of a monomial by a monomial.....	37
2.2.4.2	Division of a polynomial by a polynomial.....	37
2.2.5	<b>Numerical value of polynomials</b> .....	40
<b>2.3</b>	<b>Algebraic expressions</b> .....	<b>41</b>
2.3.1	Definition of algebraic identities and equations.....	41
2.3.2	Factorization of algebraic expressions by common factor .....	43
2.2.3	Factorization of algebraic expressions by grouping.....	44
<b>2.4</b>	<b>Quadratic Expressions</b> .....	<b>45</b>
2.4.1	Definition of quadratic expressions .....	45
2.4.2	<b>Quadratic Identities</b> .....	46
2.4.2.1	Binomial squares .....	46
2.4.2.2	A difference of two squares.....	46
2.4.3	<b>Factorizing quadratic expressions</b> .....	49
2.4.3.1	General methodology of factorising quadratic expressions .	49
2.4.3.2	Factorising perfect squares .....	53
2.4.3.3	Factorising a difference of two squares.....	54
2.5.4	<b>Applying the quadratic identities</b> .....	55
	<i>Unit summary</i> .....	56
	<i>Unit 2 test</i> .....	57

## **UNIT 3: SIMULTANEOUS LINEAR EQUATIONS AND INEQUALITIES ..58**

<b>3.1</b>	<b>An equation in two variables</b> .....	<b>58</b>
<b>3.2</b>	<b>Solving simultaneous equations</b> .....	<b>60</b>
3.2.1	Graphical solution of simultaneous equations .....	60
3.2.2	Solving simultaneous equations analytically .....	63
3.2.2.1	Solving simultaneous equation by substitution method.....	63
3.2.2.2	Solution of simultaneous equation by elimination method .	65
3.2.2.3	Comparison method.....	69
3.2.2.4	Cramer's rule .....	71
3.2.3	Forming and solving simultaneous equations.....	73
<b>3.3</b>	<b>Inequalities</b> .....	<b>75</b>
3.3.1	Review of basic operations on inequalities .....	75

3.3.2 Compound statements .....	75
3.3.3 Solving compound inequalities .....	77
3.3.4 Solving simultaneous inequalities.....	79
3.3.5 Solving inequalities involving multiplication and division of algebraic expressions.....	80
3.3.6 Forming and solving inequalities from real life situation .....	83
3.3.7 Application of inequalities in real life.....	85
<i>Unit summary</i> .....	86
<i>Unit 3 test</i> .....	87
<b>UNIT 4: MULTIPLIER FOR PROPORTIONAL CHANGE .....</b>	<b>88</b>
<b>4.1 Properties of proportions .....</b>	<b>88</b>
<b>4.2 Expressing ratios in their simplest form .....</b>	<b>89</b>
<b>4.3 Multiplier for proportional change.....</b>	<b>90</b>
4.3.1 Definition of multiplier .....	90
4.3.2 Multipliers for increasing and decreasing by a percentage .....	91
4.3.2.1 Increasing multiplier .....	91
4.3.2.3 Decreasing multiplier.....	92
<b>4.4 Calculations of proportional change using multiplier .....</b>	<b>92</b>
<i>Unit summary</i> .....	93
<i>Unit 4 test</i> .....	94
<b>UNIT 5: THALES' THEOREM .....</b>	<b>95</b>
<b>5.1 Mid point theorem.....</b>	<b>95</b>
<b>5.2 Thales' theorem .....</b>	<b>98</b>
5.2.1 Thales' theorem in triangles .....	98
5.2. Thales' theorem in trapezia.....	99
<b>5.3 The converse of Thales' theorem .....</b>	<b>101</b>
<i>Unit summary</i> .....	102
<i>Unit 5 test</i> .....	103
<b>UNIT 6: PYTHAGORAS' THEOREM .....</b>	<b>105</b>
<b>6.1 Pythagoras' theorem.....</b>	<b>105</b>
<b>6.2 Proof of Pythagoras' theorem.....</b>	<b>109</b>
<b>6.3 Pythagorean triples .....</b>	<b>112</b>
<b>6.4 Using Pythagoras theorem in real life situation .....</b>	<b>115</b>
<i>Unit summary</i> .....	118
<i>Unit 6 test</i> .....	118

<b>UNIT 7: VECTORS</b> .....	<b>120</b>
<b>7.1 Concept of a vector, definition and properties</b> .....	<b>120</b>
<b>7.2 Vectors on Cartesian plane</b> .....	<b>121</b>
7.2.1 Definition of a column vector .....	121
7.2.2 The null vector.....	122
7.2.3 Equivalent of a vector .....	123
7.2.4 Mid-point of a vector.....	124
<b>7.3 Operation on vectors</b> .....	<b>125</b>
7.3.1 Addition and subtraction of vectors by construction .....	125
7.3.2 Addition and subtraction of column vectors.....	128
<b>7.4 Position vectors</b> .....	<b>130</b>
<b>7.5 Multiplying a vector by a scalar</b> .....	<b>133</b>
<b>7.6 The magnitude of a vector</b> .....	<b>135</b>
<i>Unit summary</i> .....	<i>138</i>
<i>Unit 7 test</i> .....	<i>138</i>
<b>UNIT 8: PARALLEL AND ORTHOGONAL PROJECTION</b> .....	<b>140</b>
<b>8.1 Parallel projection of a point on a line</b> .....	<b>140</b>
8.1.1 Introduction to Parallel projection .....	140
8.1.2 Parallel projection of a point on a line.....	141
8.1.3 Parallel projection of a line segment on a line .....	142
8.1.4 Properties of parallel projection.....	142
8.1.5 Projection of a geometric figure on a line .....	143
<b>8.2 Orthogonal projection</b> .....	<b>144</b>
8.2.1 Introduction to orthogonal projection .....	145
8.2.2 Orthogonal projection of a line segment on a line .....	146
8.2.3 Orthogonal projection of a geometric figure on a line .....	147
<i>Unit summary</i> .....	<i>149</i>
<i>Unit 8 test</i> .....	<i>149</i>
<b>UNIT 9: ISOMETRIES</b> .....	<b>151</b>
<b>9.1 Introduction to isometries</b> .....	<b>151</b>
<b>9.2 Central symmetry</b> .....	<b>151</b>
9.1.1 Definition of central symmetry .....	151
9.1.2 Properties of central symmetry .....	152

<b>9.3 Reflection</b> .....	<b>154</b>
9.3.1 Definition of reflection.....	154
9.3.2 Properties of reflection .....	155
9.3.3 Reflection on the Cartesian plane.....	156
<b>9.4 Rotation</b> .....	<b>159</b>
9.4.1 Introduction to rotation .....	159
9.4.2 Direction of rotation.....	159
9.4.3 Properties of rotation .....	160
9.4.4 Rotation and congruence .....	161
9.4.5 Locating image given the object, centre and angle of rotation.....	161
9.4.6 Finding angle and centre of rotation .....	162
9.4.7 Rotation in the Cartesian plane.....	164
<b>9.5 Translation</b> .....	<b>168</b>
9.5.1 Definition of translation.....	168
9.5.2 Translation in the Cartesian plane .....	169
<b>9.6 Composite transformations</b> .....	<b>174</b>
<i>Unit summary</i> .....	<i>177</i>
<i>Unit 9 test</i> .....	<i>178</i>

**UNIT 10: STATISTICS (GROUPED DATA)..... 180**

<b>10.1 Grouped data</b> .....	<b>180</b>
10.1.1 Definition of grouped data .....	180
10.1.2 Frequency distribution table for grouped data.....	181
<b>10.2 Data presentation</b> .....	<b>184</b>
10.2.1 Class boundaries .....	184
10.2.2 Histogram .....	184
10.2.3 Frequency polygon.....	188
10.2.4 Pie-chart.....	191
10.2.5 Cumulative frequency table and graph .....	194
<b>10.3 Measures of central tendencies</b> .....	<b>197</b>
10.3.1 Arithmetic mean .....	198
10.3.2 Mode .....	203
10.3.3 Range .....	204
10.3.4 Median .....	205
<b>10.4 Reading statistical graphs/diagrams</b> .....	<b>210</b>
<i>Unit summary</i> .....	<i>214</i>
<i>Unit 10 test</i> .....	<i>216</i>

<b>UNIT 11: TREE AND VENN DIAGRAMS AND SAMPLE SPACE.....</b>	<b>218</b>
<b>11.1 Introduction.....</b>	<b>218</b>
<b>11.2 Tree diagram and total number of outcomes.....</b>	<b>219</b>
<b>11.3 Determining probability with the aid of Tree and Venn         diagrams .....</b>	<b>221</b>
11.3.1 Use of tree diagram to determine probability.....	221
11.3.2 Determining Probability using Venn diagrams.....	224
<b>11.4 Mutually exclusive events.....</b>	<b>228</b>
<b>11.5 Independent events .....</b>	<b>230</b>
<i>Unit summary.....</i>	<i>234</i>
<i>Unit 11 test.....</i>	<i>234</i>
<b>REFERENCES.....</b>	<b>236</b>



## 1

## INDICES AND SURDS

## Key unit competence

By the end of this unit, I will be able to:

- Calculate with indices and surds.
- Use place value to represent very small and very large numbers.

## Unit outline

- Definition of an index
- Properties of indices
- Simple equation involving indices
- Standard form
- Definition and examples of surds/ radicals
- Properties, simplification and operation of surds
- Rationalisation of denominator
- Square root calculation methods

## Introduction

Most of our daily activities involve writing very large numbers or very small numbers. For example 1 500 000 and 0.00 001 251. Writing these numbers repeatedly is tedious and in most cases can lead to errors of omission of zeros or other digits. To avoid this, the numbers are therefore written in index form or in standard form. In this unit, we will be writing numbers in index notation and in standard form.

## 1.1 Indices

## 1.1.1 Index notation

## Activity 1.1

1. Write the following numbers as products of their prime numbers.
  - (a) 16
  - (b) 81
2. Discuss with your classmate then express the factors of the numbers in simple form.
3. Compare your results with another classmates.

Consider the number 32. Writing it as a product of its prime numbers we get

$$32 = 2 \times 2 \times 2 \times 2 \times 2$$

We notice that in this format, the factor 2 is repeated 5 times.

We can write the same in short form as

$$32 = \underbrace{2 \times 2 \times 2 \times 2 \times 2}_{5 \text{ factors}} = 2^5$$

$$81 = \underbrace{3 \times 3 \times 3 \times 3}_{4 \text{ factors}} = 3^4$$

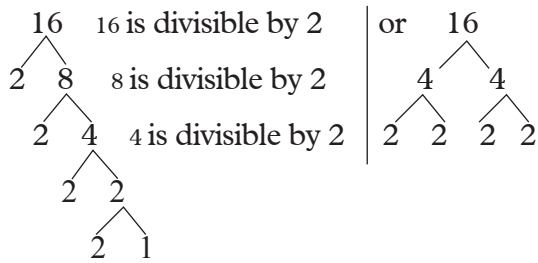
The raised numeral is called an index (plural indices), power or exponent. Representing a number in this short form is known as **index notation**.

$2^5 = 32$  is read as 2 power 5 or 2 index 5 is equal to 32.

$3^4 = 81$  is read as 3 power 4 or 3 index 4 is equal to 81.

In general, if  $n = a^x$ , then  $a^x$  is the index notation of  $n$  where  $a$  is the **base** and  $x$  is the **index**.

For example, 16 can be factorised using a factor tree as shown below.



$$\therefore 16 = 2 \times 8$$

$$= 2 \times 2 \times 4$$

$$= 2 \times 2 \times 2 \times 2$$

same factors

$$= 2^4 \text{ (simplest form)}$$

Also

$$16 = 4 \times 4$$

same factors

$$= 4^2$$

Note that  $2^4$  is considered to be a simpler form since in  $4^2$ , 4 is not a prime number.

### Example 1.1

Write each of the following in its simplest index form.

(a) 81      (b) 96

(c)  $5 \times c \times c \times 5 \times c \times 5$

### Solution

(a)  $81 = 9^2$  (This is not the simplest form since 9 is not a prime number)

$$\therefore 81 = \underbrace{3 \times 3 \times 3 \times 3}_{4 \text{ factors}}$$

$$= 3^4 \text{ (This is the simplest index form)}$$

(b)  $96 = 2 \times 2 \times 2 \times 2 \times 2 \times 3$

same factors      single factor

$$= 2^5 \times 3$$

(c)  $5 \times c \times c \times 5 \times c \times 5$

$$= \underbrace{5 \times 5 \times 5}_{\text{same factors}} \times \underbrace{c \times c \times c}_{\text{same factors}} \times c \text{ (Rearranging the factor)}$$

$$= 5^3 \times c^3$$

$$= 5^3 c^3$$

### Exercise 1.1

1. Write each of the following in index form using the specified base.

(a) 25 (base 5)      (b) 64 (base 4)

(c) 49 (base 7)      (d) 1 000 (base 10)

2. Write each of the following in its simplest index form.

(a)  $2 \times a \times a \times a$

(b)  $3 \times y \times y$

(c)  $h \times h \times h \times 7 \times h \times 21$

(d)  $3 \times b \times b \times a \times b \times b \times b$

(e)  $3 \times a \times 3 \times a \times a \times a$

3. Write each of the following in its simplest index form.

(a) 2      (b) 8      (c) 32

(d) 16      (e) 64      (f) 128

4. Evaluate:

(a)  $2^2 \times 3^3$       (b)  $2^4 \times 3^2$

(c)  $4^2 \times 3^2$       (d)  $5^2 \times 2^2$

(e)  $2^3 \times 10^4$       (f)  $4^3 \times 10^5$

5. Evaluate the following if  $a = 2$ .

(a)  $3a^2$       (b)  $5a^3$       (c)  $9a^2$

(d)  $6a^2$       (e)  $16a^2$

6. If  $n$  is a whole number, find the smallest value of  $n$  for which  $a^n$  is greater than 35 given that:

(a)  $a = 2$       (b)  $a = 3$       (c)  $a = 4$

7. Express  $2 \times 2 \times 2 \times 3 \times 3 \times 5 \times 5 \times 5 \times 5$  in index form.

8. Express 72 and 108 as products of powers of 2 and 3.

## 1.1.2 Properties of indices

### 1.1.2.1 Multiplication law of indices

#### Activity 1.2

- Write the following numbers as products of two numbers where the two numbers are not equal or where one of the numbers is not one.  
E.g  $16 = 2 \times 8$   
(a) 32      (b) 81
- Write the short form of the prime products of the numbers you wrote.
- Discuss with your partner the relationship between the index of the products and the indices of the numbers.
- Compare your answer with other classmates.

Consider a number 8:

We can rewrite it as a product of two numbers, that is:

$$8 = 2 \times 4$$

In index notation;

$$2^3 = 2^1 \times 2^2$$

from this,  $3 = 1 + 2$ .

For example,

$$243 = 9 \times 27$$

In index notation;

$$3^5 = 3^2 \times 3^3$$

thus,  $5 = 2 + 3$

Therefore, when two numbers with the same bases are multiplied, the powers or indices are added. For example,

$$3^3 \times 3^4 = 3^{3+4} = 3^7$$

#### Example 1.2

Simplify each of the following giving your answer in index form.

$$(a) 10^2 \times 10^5 \quad (b) 2^3 \times 2^4$$

#### Solution

$$\begin{aligned} (a) 10^2 \times 10^5 &= \underbrace{(10 \times 10)}_{2 \text{ factors}} \times \underbrace{(10 \times 10 \times 10 \times 10 \times 10)}_{5 \text{ factors}} \\ &= 10 \times 10 \times 10 \times 10 \times 10 \times 10 \times 10 \\ &\quad \underbrace{\hspace{10em}}_{(2+5) \text{ factors}} \\ &= 10^{(2+5)} \\ &= 10^7 \\ (b) 2^3 \times 2^4 &= (2 \times 2 \times 2) \times (2 \times 2 \times 2 \times 2) \\ &= 2^{(3+4)} \\ &= 2^7 \end{aligned}$$

Generally,

When numbers, written in index form with a common base, are multiplied, the indices are added while the base remains the same,

$$\text{i.e. } a^x \times a^y = a^{(x+y)}$$

If in a multiplication there is more than one letter to be multiplied, they must be multiplied separately because each represents a different value.

#### Example 1.3

Simplify  $4x^3y^3 \times 5x^4y^5$ .

#### Solution

$$\begin{aligned} 4x^3y^3 \times 5x^4y^5 &= 4 \times 5 \times x^3 \times x^4 \times y^3 \times y^5 \\ &\quad \text{(Rearranging the factors)} \\ &= 20 \times x^{(3+4)} \times y^{(3+5)} \\ &= 20 \times x^7 \times y^8 \\ &= 20x^7y^8 \end{aligned}$$

Squaring an expression simply means multiplying the expression by itself. For example,

$$\begin{aligned}(a^5)^2 &= a^5 \times a^5 \\ &= a^{(5+5)} \quad (\text{multiplication law}) \\ &= a^{(5 \times 2)} \\ &= a^{10}\end{aligned}$$

Thus, in order to square an algebraic expression, square the base and double the indices of the letters.

### Example 1.4

Find the square of  $(4x^4y^3)^2$ .

#### Solution

$$\begin{aligned}(4x^4y^3)^2 &= 4^2 \times x^{(4 \times 2)} \times y^{(3 \times 2)} \\ &= 16x^8y^6\end{aligned}$$

Or

$$\begin{aligned}(4x^4y^3)^2 &= 4x^4y^3 \times 4x^4y^3 \\ &= 4 \times 4 \times x^4 \times x^4 \times y^3 \times y^3 \\ &= 16x^8y^6 \quad (\text{adding indices of terms with common bases})\end{aligned}$$

### Exercise 1.2

1. Simplify:

- (a)  $a^2 \times a^4$                       (b)  $n^5 \times n^7$   
 (c)  $p^3 \times p^5$                       (d)  $5^8 \times 5^5$   
 (e)  $p^3 \times p^4 \times p^5$               (f)  $z^7 \times z^{12} \times z$   
 (g)  $t^3 \times t^7 \times t^2$

2. Evaluate, leaving your answers in index form:

- (a)  $2 \times 2^3$                           (b)  $3^2 \times 3^3$   
 (c)  $3^2 \times 7^2 \times 3$                 (d)  $10^3 \times 10^5$

3. Simplify:

- (a)  $4x^7y^2 \times 2xy^3z^2$   
 (b)  $2x^4 \times 5x^3$   
 (c)  $6x^2y \times 3x^3y^5$   
 (d)  $2a^2b \times 4a^3b^2$

### 1.1.2.2 Division laws of indices

#### Activity 1.3

- Write the following numbers as quotients of two numbers where the two numbers are not equal, the dividend is greater than the divisor and none of them is equal to 1.  
 (a) 4                      (b) 3
- Write the short form of the quotient, divisor and the dividend in index notation.
- Discuss with your partner the relationship between the index of the quotient and that of the indices of the dividend and divisor.
- Compare the answers with your partner.

Consider the division equation below,

$$3 = 27 \div 9$$

Writing the numbers in index notation,

$$3^1 = 3^3 \div 3^2 \quad \text{or} \quad \frac{3 \times 3 \times 3}{3 \times 3} = 3$$

The powers in the equations are related by,

$$3 - 2 = 1$$

Considering another division equation,

$$27 = 2187 \div 81$$

Writing in index notation

$$3^3 = 3^7 \div 3^4 \quad \text{or} \quad \frac{3 \times 3 \times 3 \times 3 \times 3 \times 3 \times 3}{3 \times 3 \times 3 \times 3} = 3^3$$

The powers are related by,  $7 - 4 = 3$

Therefore, when two numbers with the same bases are divided, the powers are subtracted.

$$\text{Generally} \quad a^m \div a^n = \frac{a^m}{a^n} = a^{m-n}$$

$$b^c \div b^d = \frac{b^c}{b^d} = b^{c-d}$$

Consider  $2^5 \div 2^3$

In factor form,  $2^5 = 2 \times 2 \times 2 \times 2 \times 2$   
and  $2^3 = 2 \times 2 \times 2$

Thus,  $2^5 \div 2^3 = \frac{2^5}{2^3}$

$$\begin{aligned}
 &= \frac{\overbrace{2 \times 2 \times 2 \times 2 \times 2}^{5 \text{ factors}}}{\underbrace{2 \times 2 \times 2}_{3 \text{ factors}}} \\
 &= \frac{2 \times 2}{(5 - 3) \text{ factors}} \\
 &= 2^2 \\
 \therefore 2^5 \div 2^3 &= 2^{(5-3)} \\
 &= 2^2
 \end{aligned}$$

In the above working, the power of 2 in the answer is the difference between indices of the numerator and that of the denominator.

### Example 1.5

Simplify each of the following giving your answer in the simplest index form.

(a)  $3^7 \div 3^4$     (b)  $x^8 \div x^3$

### Solution

$$\begin{aligned}
 \text{(a)} \quad 3^7 \div 3^4 &= \frac{3^7}{3^4} \\
 &= \frac{\overbrace{3 \times 3 \times 3 \times 3 \times 3 \times 3 \times 3}^{7 \text{ factors}}}{\underbrace{3 \times 3 \times 3}_{4 \text{ factors}}} \\
 &= \frac{3 \times 3 \times 3}{(7 - 4) \text{ factors}} \\
 &= 3^{(7-4)} \\
 &= 3^3
 \end{aligned}$$

$$\begin{aligned}
 \text{(b)} \quad x^8 \div x^3 &= \frac{x^8}{x^3} = \frac{\overbrace{x \times x \times x \times x \times x \times x \times x \times x}^{8 \text{ factors}}}{\underbrace{x \times x \times x}_{3 \text{ factors}}} \\
 &= \frac{x \times x \times x \times x \times x \times x}{(8 - 3) \text{ factors}} \\
 &= x^{(8-3)} \\
 &= x^5
 \end{aligned}$$

If there is more than one variable to be divided, they must be divided separately as they represent different values.

### Example 1.6

Simplify  $12x^4y^5 \div 3x^3y^2$

### Solution

$$\begin{aligned}
 12x^4y^5 \div 3x^3y^2 &= \frac{12x^4y^5}{3x^3y^2} \\
 &= \frac{4x^4y^5}{x^3y^2} \quad (\text{Dividing the coefficients by 3}) \\
 &= \frac{4xy^5}{y^2} \quad (\text{Dividing by } x^3) \\
 &= 4xy^3 \quad (\text{Dividing by } y^2) \\
 \therefore 12x^4y^5 \div 3x^3y^2 &= 4xy^3
 \end{aligned}$$

### Exercise 1.3

1. Use the division law of indices to evaluate:

- (a)  $2^6 \div 2^3$     (b)  $2^8 \div 2^5$   
 (c)  $2^{18} \div 2^{15}$     (d)  $4^{19} \div 4^{18}$   
 (e)  $2^{13} \div 2^8$     (f)  $2^9 \div 2^4$   
 (g)  $2^{10} \div 2^8$     (h)  $5^3 \div 5$

2. Simplify:

- (a)  $\frac{4^5}{4^2}$     (b)  $\frac{4^7}{4^3}$     (c)  $\frac{10^9}{10^7}$     (d)  $\frac{h^{11}}{h}$   
 (e)  $\frac{a^5}{a^2}$     (f)  $\frac{g^{12}}{g^9}$     (g)  $\frac{g^6}{g}$     (h)  $\frac{p^5}{p}$   
 (i)  $\frac{h^7}{h^7}$     (j)  $\frac{a^6}{a^4}$

3. Simplify:

$$(a) 8a^4 \div 4a^2 \quad (b) \frac{x^{12}y^5}{x^7y^4}$$

$$(c) 4x^2y^5 \div 2xy^3 \quad (d) \frac{35a^7b^5c^3}{5a^5b^4c^2}$$

$$(e) 14p^9q^6r^2 \div 2pq$$

4. If  $A = 27x^4y^3z^4$  and  $B = 3x^2yz^2$ , find:

$$(a) AB \quad (b) A \div B$$

$$(c) A^2 \quad (d) B^2$$

### 1.1.2.3 Power of powers

#### Activity 1.4

- Write the following numbers in index notation.
  - 4
  - 27
- Square each of the numbers.
- Find the relationship between the indices of the squares and the solution.

Consider  $(4)^3$  which in index notation is  $(2^2)^3$ .

This means that “two squared is cubed”.

$$\begin{aligned} \text{Thus } (2^2)^3 &= 2^2 \times 2^2 \times 2^2 \\ &= 2^{(2+2+2)} \text{ (multiplication} \\ &\quad \text{law of indices)} \\ &= 2^6 \end{aligned}$$

$$\text{But } 2 + 2 + 2 = 2 \times 3$$

So in evaluating  $(2^2)^3$ , we have multiplied the indices together.

$$\begin{aligned} \text{Similarly, } (x^5)^4 &= x^5 \times x^5 \times x^5 \times x^5 \\ &= x^{(5+5+5+5)} \\ &= x^5 \times 4 \\ &= x^{20} \end{aligned}$$

When a number, written in index form, is raised to another power, the indices are multiplied.

$$\text{i.e. } (a^x)^y = a^{x \cdot y} = a^{xy}$$

Now consider  $(2 \times 3)^3$ .

$(2 \times 3)^3$  means ‘ $(2 \times 3)$  cubed’

$$\begin{aligned} \text{Thus, } (2 \times 3)^3 &= (2 \times 3) \times (2 \times 3) \times (2 \times 3) \\ &= 2 \times 2 \times 2 \times 3 \times 3 \times 3 \\ &\quad \text{(regrouping like factors)} \\ &= 2^3 \times 3^3 \end{aligned}$$

Similarly,  $(a \times b)^3 = a^3b^3$

All the numerals which are multiplied together in a bracket are raised to the power of that bracket

$$\text{i.e. } (a \times b)^x = a^x b^x.$$

#### Example 1.7

Simplify each of the following:

$$(a) \left(\frac{2}{3}\right)^3 \quad (b) \left(\frac{a}{b}\right)^4$$

#### Solution

$$(a) \left(\frac{2}{3}\right)^3 \text{ means } \left(\frac{2}{3}\right)^3 \text{ cubed'}$$

$$\begin{aligned} \left(\frac{2}{3}\right)^3 &= \frac{2}{3} \times \frac{2}{3} \times \frac{2}{3} \\ &= \frac{2 \times 2 \times 2}{3 \times 3 \times 3} \\ &= \frac{2^3}{3^3} \end{aligned}$$

$$\begin{aligned} (b) \left(\frac{a}{b}\right)^4 &= \frac{a}{b} \times \frac{a}{b} \times \frac{a}{b} \times \frac{a}{b} \\ &= \frac{a \times a \times a \times a}{b \times b \times b \times b} \\ &= \frac{a^4}{b^4} \end{aligned}$$

Note that in this example, all the numerals which are in the bracket are raised to the power of the bracket

$$\text{i.e. } \left(\frac{a}{b}\right)^x = \frac{a^x}{b^x}$$

### Exercise 1.4

1. Simplify:

$$\begin{array}{ll} \text{(a)} (3 \times 5)^2 & \text{(b)} (2ab)^3 \\ \text{(c)} (72xy)^0 & \text{(d)} (x^2y^2)^3 \end{array}$$

2. Simplify, giving your answers in positive index form.

$$\begin{array}{ll} \text{(a)} \left(\frac{3}{5}\right)^2 & \text{(b)} \left(\frac{x}{y}\right)^5 \\ \text{(c)} \left(\frac{p}{q}\right)^3 & \text{(d)} \left(\frac{3}{7}\right)^3 \\ \text{(e)} \left(\frac{x}{y}\right)^7 \end{array}$$

3. Simplify:

$$\begin{array}{ll} \text{(a)} \left(\frac{x^2}{y}\right)^2 & \text{(b)} \left(\frac{n^x}{m}\right)^2 \\ \text{(c)} (x^3)^3 \div x^5 & \text{(d)} \left(\frac{ab^2}{c}\right)^5 \end{array}$$

4. Evaluate:

$$\begin{array}{ll} \text{(a)} (6^2)^{\frac{1}{2}} & \text{(b)} (10^4)^{\frac{1}{2}} \\ \text{(c)} 7^3 \div 7^4 & \text{(d)} (3^3)^2 \\ \text{(e)} \left(4^{\frac{1}{3}}\right)^6 \end{array}$$

5. Write the following with negative indices.

$$\begin{array}{lll} \text{(a)} \frac{1}{6^2} & \text{(b)} \frac{1}{y^4} & \text{(c)} \left(\frac{1}{2^9}\right) \\ \text{(d)} \frac{1}{z^8} & \text{(e)} \frac{1}{a^3} & \text{(f)} \frac{1}{2x^3} \end{array}$$

6. If  $x$  is greater than 1, which is greater,  $x$  or  $x^2$ ?

7. If  $0 < x < 1$ , which is greater,  $x$  or  $x^2$ ?

8. If  $0 < x < 1$ , arrange  $x^2$ ,  $x^4$ ,  $x^3$  in ascending order.

### 1.1.2.4 Zero index

#### Activity 1.5

- Using the division law of indices, find the solution of the following:
  - $3^4 \div 3^4$
  - $5^7 \div 5^7$
  - $a^3 \div a^3$
- Discuss the results with your partner and compare them with other classmates.

Consider  $2^3 \div 2^3$

Using the division law of indices,

$$\begin{aligned} 2^3 \div 2^3 &= 2^{(3-3)} \\ &= 2^0 \end{aligned}$$

$$2^3 \div 2^3 = \frac{2 \times 2 \times 2}{2 \times 2 \times 2} = 1$$

Therefore,  $2^0 = 1$

Similarly,

$x^5 \div x^5$  (using the division law of indices)

$$\begin{aligned} x^5 \div x^5 &= x^{5-5} \\ &= x^0 \\ x^5 \div x^5 &= \frac{x \times x \times x \times x \times x}{x \times x \times x \times x \times x} = 1 \end{aligned}$$

Therefore,  $x^0 = 1$

Generally, any non-zero number **a** raised to power zero equals to 1. i.e.  **$a^0=1$**  for all values of **a**.

#### Example 1.8

Simplify:

$$\begin{array}{l} \text{(a)} \frac{2^3x^2y^4}{2 \times 2 \times 2 \times x^2 \times y^2 \times y^2} \\ \text{(b)} \frac{z^2 \times x^4 \times b^2}{x^2z \times b^2zx^2} \end{array}$$

**Solution**

$$\begin{aligned}
 \text{(a)} \quad & \frac{2^3 x^2 y^4}{2 \times 2 \times 2 \times x^2 \times y^2 \times y^2} \\
 &= \frac{2^3 x^2 y^4}{2^{1+1+1} \times x^2 \times y^{2+2}} \\
 &= \frac{2^3 x^2 y^4}{2^3 \times x^2 \times y^4} \\
 &= 2^{3-3} x^{2-2} y^{4-4} \\
 &= 2^0 x^0 y^0 \\
 &= 1
 \end{aligned}$$

$$\begin{aligned}
 \text{(b)} \quad & \frac{z^2 \times x^4 \times b^2}{x^2 z \times b^2 z x^2} \\
 &= \frac{z^2 \times x^4 \times b^2}{x^{2+2} z^{1+1} \times b^2} \\
 &= \frac{z^2 \times x^4 \times b^2}{x^4 z^2 \times b^2} \\
 &= z^{2-2} \times x^{4-4} \times b^{2-2} \\
 &= z^0 \times x^0 \times b^0 \\
 &= 1
 \end{aligned}$$

**Exercise 1.5**

Simplify:

1.  $\frac{5x^4z}{zx^2 \times 5x^2}$
2.  $\frac{2x^2 \times 5yz}{2yz \times 5x^2}$
3.  $\frac{x^2 \times y^4}{y^2 \times x \times x \times y^2}$
4.  $\frac{ab^2c}{cb^2a}$
5.  $zy^2 \div (y \times z^2)$
6.  $\frac{3ab^2c \times d^2}{d^2 \times 3ac \times b^2}$

**1.1.2.5 Negative indices****Activity 1.6**

1. Using the division law of indices, solve the following:
  - (a)  $5^7 \div 5^3$
  - (b)  $5^3 \div 5^7$
2. In the second case, express your answer in index notation and in fraction form.

3. Discuss with your classmates the relationship between the answer in index notation and fraction form.

Consider

$$2^5 \div 2^3 \text{ and } 2^3 \div 2^5$$

In solving this, we use the division law of indices.

$$\begin{aligned}
 2^5 \div 2^3 &= 2^{5-3} \\
 &= 2^2
 \end{aligned}$$

Similarly,

$$\begin{aligned}
 2^3 \div 2^5 &= 2^{3-5} \\
 &= 2^{-2}
 \end{aligned}$$

In fraction form,

$$\begin{aligned}
 2^3 \div 2^5 &= \frac{2 \times 2 \times 2}{2 \times 2 \times 2 \times 2 \times 2} \\
 &= \frac{1}{2 \times 2} = \frac{1}{2^2}
 \end{aligned}$$

Therefore,  $2^{-2} = \frac{1}{2^2}$ Similarly, to divide  $x^5$  by  $x^2$ , we subtract the indices.

$$\text{i.e. } x^5 \div x^2 = x^{5-2} = x^3.$$

Now consider  $x^2 \div x^5$ .

$$\begin{array}{ccc}
 x^2 \div x^5 & = & \frac{x \times x}{x \times x \times x \times x \times x} \\
 \downarrow & & \downarrow \\
 \boxed{\text{subtract indices}} & & \boxed{\text{cancel by factors}} \\
 \downarrow & & \downarrow \\
 x^{2-5} & & \frac{1}{x^3} \\
 \downarrow & & \\
 x^{-3} & & 
 \end{array}$$

$$\text{Thus, } x^{-3} = \frac{1}{x^3}$$

(Since we are solving the same problem but using different methods, the results must be equal)

Similarly,  $x^{-2} = \frac{1}{x^2}$ ,  $x^{-5} = \frac{1}{x^5}$ , and so on.



Any number raised to a negative power is the same as the reciprocal of the equivalent positive power of the same number,

i.e.  $a^{-x} = \frac{1}{a^x}$  provided  $a \neq 0$ .

### Example 1.9

Evaluate the following:

$$(a) 3^{-3} \qquad (b) \left(\frac{3}{5}\right)^{-2}$$

$$(c) (4)^{-2} \times \frac{1}{64} \qquad (d) \frac{225 \times 5^{-2}}{64 \times \frac{1}{4^2}}$$

### Solution

$$(a) 3^{-3} = \frac{1}{3^3} \\ = \frac{1}{27}$$

$$(b) \left(\frac{3}{5}\right)^{-2} = \left(\frac{5}{3}\right)^2 = \frac{25}{9} = 2\frac{7}{9}$$

$$(c) (4)^{-2} \times \frac{1}{64} = \frac{1}{4^2} \times \frac{1}{64} \\ = \frac{1}{16} \times \frac{1}{64} \\ = \frac{1}{1024}$$

$$(d) \frac{225 \times 5^{-2}}{64 \times \frac{1}{4^2}} = \frac{225 \times \frac{1}{5^2}}{64 \times 4^2} \\ = \frac{225 \times \frac{1}{25}}{64 \times 4^2} \\ = \frac{9}{64 \times 16} \\ = \frac{9}{1024}$$

### Exercise 1.6

1. Evaluate each of the following:

$$(a) \frac{8^{-4} \times 8^4}{4^{-2} \times 4^4} \qquad (b) 6^{-1} \div 6^{-4}$$

$$(c) \frac{32^{-1} \times 64}{16^2 \times \frac{1}{4^2}} \qquad (d) 2^{-3} \times 4^5 + 3^2 \times 3^{-4}$$

$$(e) \frac{7^9}{7^{-3}}$$

2. Evaluate each of the following:

$$(a) 6^0 \qquad (b) \frac{3x^0 - 4x^0 \times (6yx)^0}{4xy^0}$$

$$(c) \left(\frac{1}{2x}\right)^0 \div \frac{1}{4x^0} \qquad (d) \frac{14}{x^0} \times \frac{x}{6^0} \div (4x)^0$$

$$(e) (1.5x)^0 \div 4^0 \qquad (f) \left(\frac{1.25}{1.2}\right)^0 + 4x^0 + 2^0y$$

3. Evaluate each of the following:

$$(a) \text{ (i) } 6^{-2} \times 6^{-1} \qquad \text{(ii) } 3^0 \times 3^4 \\ \text{(iii) } (2^3)^0 \qquad \text{(iv) } 5^{-2} \times 5^3$$

$$(b) \text{ (i) } 2^{-2} \qquad \text{(ii) } 4 \times 10^0 \\ \text{(iii) } 5^{-1} \qquad \text{(iv) } 4 \times 10^{-3}$$

$$(c) \text{ (i) } 16 \times 4^{-3} \qquad \text{(ii) } 81 \times 9^{-2} \\ \text{(iii) } 1000 \times 10^{-4} \qquad \text{(iv) } 128 \times 2^{-6} \\ \text{(v) } 8 \times 2^{-3} \qquad \text{(vi) } 1024 \times 2^{-5} \\ \text{(vii) } 216 \times 6^{-2}$$

$$(d) \text{ (i) } \frac{8}{2^{-3}} \qquad \text{(ii) } \frac{128}{4^3}$$

$$\text{(iii) } \frac{5^{-3}}{5^2} \qquad \text{(iv) } \frac{25}{5^1}$$

4. Write the following with positive indices and then simplify.

$$(a) a^{-4} \times a \qquad (b) m^{12} \times m^{-2} \div m^{-5}$$

$$(c) 2x^{-5} \times x \qquad (d) x \times \frac{1}{x^{-2}}$$

5. Work out the following.

$$(a) (x^4)^2 \times x^2 \qquad (b) (a^5)^3 \times a^{-5}$$

$$(c) (y^7)^2 \div y^{14} \quad (d) (a^3)^4 \times a^{-12}$$

$$(e) (x^{-2})^6 \times x^{13} \quad (f) a^8 \times (a^3)^2$$

6. Write the following using positive indices.

$$(a) x^{-6} \quad (b) y^{-3} \quad (c) 2^{-1}$$

$$(d) p^{-8} \quad (e) q^{-4} \quad (f) 3^{4x-2}$$

7. Find the value of each of the following.

$$(a) x^{-1} \text{ if } x = 11 \quad (b) z^0 \text{ if } z = 3$$

$$(c) x^{-5} \text{ if } x = 2 \quad (d) p^{-2} \text{ if } p = 9$$

$$(e) x^{-2} \text{ if } x = 12$$

### 1.1.2.6 Fractional indices

#### Activity 1.7

1. Study the following pattern:

$$3^4 = 81$$

$$3^2 = 9$$

$$3^1 = 3$$

$$3^{\frac{1}{2}} = ?$$

2. Discuss the changes in the index and how in turn it affects the results.

3. Derive a relationship between the change in index and the result. Thus predict the result of  $3^{\frac{1}{2}}$ .

4. Compare your results with other classmates.

(a) Consider:

$$2^4 = 16 \text{ and } 2^2 = 4$$

$$2^1 = 2 \text{ and } 2^{\frac{1}{2}} = ?$$

The indices are reducing by  $\frac{1}{2}$  while the results are the square roots of the preceding results: ie

$$\sqrt{16} = 4 \quad \sqrt{4} = 2$$

Therefore:

$$2^{\frac{1}{2}} = \sqrt{2}$$

We can also understand the meaning of fractional indices by applying the laws of indices. For example, we know that fractional powers obey the same laws of indices as integral powers. What then is the meaning of:

$$(i) 4^{\frac{1}{2}} \quad (ii) 8^{\frac{1}{3}} \quad (iii) 8^{\frac{2}{3}} ?$$

(i) Consider:

$$4^{\frac{1}{2}} \times 4^{\frac{1}{2}} = 4^{\frac{1}{2} + \frac{1}{2}} \quad (\text{Addition law of indices})$$

$$= 4^1$$

$$= 4$$

$\therefore 4^{\frac{1}{2}}$  is the number which when multiplied by itself gives 4.

Also we know that  $\sqrt{4} \times \sqrt{4} = 2 \times 2 = 4$

$$\therefore 4^{\frac{1}{2}} = \sqrt{4}$$

Similarly,  $a^{\frac{1}{2}} \times a^{\frac{1}{2}} = a^{\frac{1}{2} + \frac{1}{2}} = a^1 = a$

$$\text{and } \sqrt{a} \times \sqrt{a} = a$$

(b) Consider:

$$8^{\frac{1}{3}} \times 8^{\frac{1}{3}} \times 8^{\frac{1}{3}} = 8^{\frac{1}{3} + \frac{1}{3} + \frac{1}{3}} = 8^1 = 8$$

$\therefore 8^{\frac{1}{3}}$  is the number which when multiplied by itself three times gives 8.

Also  $\sqrt[3]{8} \times \sqrt[3]{8} \times \sqrt[3]{8} = 2 \times 2 \times 2 = 8$

$$\therefore 8^{\frac{1}{3}} = \sqrt[3]{8}$$

$$\text{Similarly, } (a^{\frac{1}{3}})^3 = a^{\frac{1}{3}} \times a^{\frac{1}{3}} \times a^{\frac{1}{3}}$$

$$= a^{\frac{1}{3} + \frac{1}{3} + \frac{1}{3}} = a^1$$

$$\text{or } (a^{\frac{1}{3}})^3 = a^1 \text{ since } (a^{\frac{1}{3}})^3 = a^{\frac{1 \times 3}{3}}$$

and  $(\sqrt[3]{a})^3 = a$  (cube root of a number cubed gives the number itself)

$$\therefore a^{\frac{1}{2}} = \sqrt{a} \text{ for all values of } a.$$

We have seen that  $a^{\frac{1}{2}} = \sqrt{a}$  and  $a^{\frac{1}{3}} = \sqrt[3]{a}$ .  
So in general,  $a^{\frac{1}{n}} = \sqrt[n]{a}$ , where  $n$  is a positive integer.

**Note:**  $\sqrt[3]{a}$  means cube root or 3<sup>rd</sup> root of  $a$ . Likewise,  $\sqrt[n]{a}$  means the  $n^{\text{th}}$  root of  $a$ .  
 $n$  is called the order of the root.

(iii) Consider:

$$\begin{aligned} 8^{\frac{2}{3}} &= 8^{\frac{1}{3}} \times 8^{\frac{1}{3}} \quad \text{since } \frac{2}{3} = \frac{1}{3} + \frac{1}{3} \\ &= (8^{\frac{1}{3}})^2 \quad \text{since } (8^{\frac{1}{3}})^2 = 8^{\frac{1}{3} \times 2} = 8^{\frac{2}{3}} \\ &= \sqrt[3]{8^2} \quad \text{since } 8^{\frac{1}{3}} = \sqrt[3]{8} \\ &= 2^2 \\ &= 4 \end{aligned}$$

Similarly,  $a^{\frac{2}{3}} = (a^{\frac{1}{3}})^2$   
 $= \sqrt[3]{a^2}$

Since  $a^{\frac{2}{3}}$  can also be written as  $(a^2)^{\frac{1}{3}}$ , then  
 $a^{\frac{2}{3}} = (\sqrt[3]{a^2})^2 = \sqrt[3]{a^2}$ .

### Example 1.10

Find the square root of  $16x^4y^2$

- (a) by factor method, and  
(b) using laws of indices.

#### Solution

(a)  $16x^4y^2$   
 $= 2 \times 2 \times 2 \times 2 \times x \times x \times x \times x \times y \times y$   
(Expanded form)  
 $= 2 \times 2 \times 2 \times 2 \times x \times x \times x \times x \times y \times y$   
(Pairing off factors)  
 $\therefore \sqrt{16x^4y^2} = 2 \times 2 \times x \times x \times y$   
(Picking one out of every two like factors)  
 $= 2^2 \times x^2 \times y$   
 $= 4x^2y$

(b)  $\sqrt{16x^4y^2} = (16x^4y^2)^{\frac{1}{2}}$  (since  $a^{\frac{1}{2}} = \sqrt{a}$ )  
 $= 16^{\frac{1}{2}}(x^4)^{\frac{1}{2}}(y^2)^{\frac{1}{2}}$  (Raising each of the factors to power)  
 $= 4x^2y$  (since  $(a^m)^n = a^{mn}$ )

Note that method (b) is quicker.

From Example 1.10, we see that to find the square root of an algebraic expression, we find the square root of the coefficient and divide the indices of the letters by 2.

e.g.  $\sqrt{81a^4b^{12}} = 9a^2b^6$

Similarly, for any root, order  $n$ , we simply find the  $n^{\text{th}}$  root of the coefficient and divide the indices of the letters by the order  $n$  of the root.

e.g.  $\sqrt[4]{81a^4b^{12}} = 3ab^3$ .

### Example 1.11

Evaluate  $125^{\frac{2}{3}} \times 64^{\frac{1}{2}}$

#### Solution

$$\begin{aligned} 125^{\frac{2}{3}} \times 64^{\frac{1}{2}} &= (\sqrt[3]{125})^2 \times (2^6)^{\frac{1}{2}} \\ &= (5)^2 (2^6)^{\frac{1}{2}} \\ &= (5)^2 \times (2)^3 \\ &= 25 \times 8 \\ &= 200 \end{aligned}$$

### Example 1.12

Evaluate  $\frac{\sqrt[3]{1}}{\sqrt[4]{729}}$

#### Solution

$$\begin{aligned} \frac{\sqrt[3]{1}}{\sqrt[4]{729}} &= \frac{1^{\frac{1}{3}}}{729^{\frac{1}{4}}} = \frac{1^{\frac{1}{3}}}{(3)^{6 \times \frac{1}{4}}} \\ &= \frac{1}{3^{\frac{3}{2}}} = \frac{1}{9} \end{aligned}$$

**Example 1.13**

Write each of the following expressions using radical notation.

(a)  $3^{\frac{5}{4}}$

(b)  $2x^{\frac{5}{6}}$

(c)  $(u + v^2)^{\frac{1}{6}}$

(d)  $(ab)^{\frac{1}{3}}$

**Solution**

(a)  $3^{\frac{5}{4}} = 4\sqrt[4]{3^5}$

(b)  $2x^{\frac{5}{6}} = 2(\sqrt[6]{x})^5$

(c)  $(u + v^2)^{\frac{1}{6}} = \sqrt[6]{u + v^2}$

(d)  $(ab)^{\frac{1}{3}} = \sqrt[3]{(ab)}$

**Exercise 1.7**

1. Evaluate each of the following:

(i) (a)  $27^{\frac{1}{3}}$

(b)  $8^{\frac{1}{3}}$

(c)  $16^{\frac{1}{4}}$

(d)  $25^{\frac{1}{2}}$

(e)  $81^{\frac{1}{4}}$

(ii) (a)  $32^{\frac{1}{5}}$

(b)  $729^{\frac{1}{3}}$

(c)  $256^{\frac{1}{4}}$

(d)  $1024^{\frac{1}{2}}$

(e)  $216^{\frac{1}{3}}$

2. Find the numerical value of:

(a)  $256^{0.5} + 27^{-\frac{1}{3}}$

(b)  $81^{\frac{3}{4}} - (\frac{1}{5})^{-1} - 25^0$

(c)  $64^{-\frac{1}{3}} - 1^3$

(d)  $64^{\frac{2}{3}} + 16^0 - 4^{-2}$

(e)  $16^{\frac{1}{2}} \times 2^{-3} \div 8^{-\frac{2}{3}}$

(f)  $\sqrt{36x^8m^{-12}z^6}$ , If  $x = 2$ ,  $m = 1$   
and  $z = 2$

3. Evaluate  $(x - 1)^{\frac{5}{2}} + (x + 6)^{\frac{1}{2}} + 5x^0$   
when  $x = 10$ .

**1.1.3 Simple equations involving indices****Activity 1.8**

1. Consider the equation  $2^x = 4$
2. Discuss in groups how you can determine the value of  $x$ .
3. Compare your findings with another groups.

Sometimes we may be required to solve equations involving indices.

Consider  $3^x = 81$ . What value of  $x$  makes the equation true?

$3^x = 81$  is the same as  $3^x = 3^4$  (expressing Right Hand Side (RHS) in index form).

The base on the Left Hand Side (LHS) is equal to the base on the RHS. Since LHS = RHS, the indices must also be equal.

∴ if  $3^x = 3^4$ , then

$$x = 4 \text{ (equating indices since bases are also equal).}$$

In general,

If  $a^x = a^y$ , then  $x = y$

Similarly, if  $a^x = b^x$ , then  $a = b$ , provided both the bases are positive numbers.

To solve equations involving indices, follow the procedure below:

1. Express both sides of the equation with a common base and simplify as far as possible to reduce to one term on LHS and one term on RHS.
2. If the variable is in the exponent, equate the indices and solve the resulting equation.
3. If the variable is in the base, ensure that the powers are the same. Equate the bases and solve the resulting equation.

### Example 1.14

Solve the equation

$$(a) \quad 81^n = 3$$

$$(b) \quad 9^{(a-3)} \times 81^{(1-a)} = 27^{-a}$$

### Solution

$$(a) \quad 81^n = 3$$

$$\begin{aligned} \text{LHS} &= 81^n \\ &= (3^4)^n \text{ (Expressing LHS in index form)} \\ &= 3^{4n} \text{ (Since } (a^x)^y = a^{xy} \text{)} \end{aligned}$$

$$\text{RHS} = 3 = 3^1$$

$$\therefore 3^{4n} = 3^1$$

$$\Rightarrow 4n = 1 \text{ (Equating the indices since LHS and RHS have a common base)}$$

$$n = \frac{1}{4}$$

$$(b) \quad 9^{(a-3)} \times 81^{(1-a)} = 27^{-a}$$

$$\text{LHS} = 9^{(a-3)} \times 81^{(1-a)}$$

Expressing in index form and simplifying.

$$\begin{aligned} \Rightarrow \text{LHS} &= 3^{2(a-3)} \times 3^{4(1-a)} \\ &= 3^{(2a-6)} \times 3^{(4-4a)} \\ &= 3^{-2a-2} \end{aligned}$$

Expressing RHS in index form with the same base as LHS.

$$27^{-a} = (3^3)^{-a} = 3^{-3a}$$

Since LHS equals to RHS

$$3^{-2a-2} = 3^{-3a}$$

$$\Rightarrow -2a - 2 = -3a$$

$$\therefore a = 2$$

### Example 1.15

Solve the equation  $y^4 = 81$ .

### Solution

$$\text{RHS} = 81$$

$$= 3^4$$

$$\text{LHS} = y^4$$

$$\therefore y^4 = 3^4$$

Since indices are the same, then the bases must be equal.

$$\therefore y = 3$$

Since the power 4 is even, then y could also be equal to the addition inverse of 3, i.e.  $-3$

**Example 1.16**Solve for  $x$  in  $9^{x+1} + 3^{2x+1} = 36$ **Solution**

$$9^{x+1} + 3^{2x+1} = 36$$

Expressing in index form where possible.

$$3^{2(x+1)} + 3^{2x+1} = 4 \times 3^2$$

$$3^{2x+2} + 3^{2x+1} = 4 \times 3^2$$

$$3^{2x+1} \times 3^1 + 3^{2x+1} = 4 \times 3^2$$

$$3^{2x+1} \times (3^1 + 1) = 4 \times 3^2 \text{ (Factoring out } 3^{2x+1}\text{)}$$

$$\Rightarrow 3^{2x+1} = 3^2 \text{ (Dividing both sides by the common factor 4)}$$

$$\Rightarrow 2x + 1 = 2 \text{ (Equating indices)}$$

$$\therefore x = \frac{1}{2}$$

**Exercise 1.8**

Solve the equations in Questions 1 to 16.

1.  $2^x = 32$

2.  $4^{x+1} = 32$

3.  $3x^3 = 24$

4.  $3^{x+1} = 9^2$

5.  $4^{x+1} = 8^x$

6.  $512^{\frac{-2}{3}} = 2^p$

7.  $3^{2x-5} = 3^7$

8.  $8^{x-1} = 32^x$

9.  $3^{2x-5} = 27$

10.  $81^n = 1$

11.  $81^n = \sqrt{3}$

12.  $5^n = \frac{1}{25}$

13.  $5^n = \frac{1}{5\sqrt{5}}$

14.  $(0.01)^n = 10$

15.  $0.01^n = \sqrt{10}$

16.  $128^x = 2$

Solve for  $n$  in Questions 17 to 26.

17.  $y^n \times y^n = 1$

18.  $y^n \times y^n = 2$

19.  $x^3 \div x^3 = x^n$

20.  $x^{18} \div x^6 = x^n$

21.  $x^3 \div x^n = x^{-6}$

22.  $x^n \times x^6 = x^4$

23.  $x^n \times x^n = x^{16}$

24.  $x^4 \div x^{12} = x^n$

25.  $x^n \times x^6 = x^{-6}$

26.  $x^n \times x^n = x$

Solve the equations in Questions 27 to 33.

27.  $9^x \times 3^{(2x-1)} = 3^{15}$

28.  $9^{(x-\frac{1}{2})} = 27^{(\frac{3}{4}-x)}$

29.  $16^{(3+n)} \times 2^{(1+n)} = \left(\frac{1}{2}\right)^{(1-n)}$

30.  $25^{2n} \div 5^n = 5^6$

31.  $5^x \times 6^4 = 180^2$

32.  $6^{2x+1} = 2^{2x+1}$

33.  $8 \times 2^{2x-1} = 16 \times 2^{x-1}$

34. If  $\left(\frac{1}{27}\right)^m \times 81^{-n} = 243$ , express  $m$  in terms of  $n$ .

**1.2 Standard form****Activity 1.9**

- Write the following numbers as products of two numbers. Where one of the numbers is either between 1 and 10 (10 not included) while the other number should be a power of 10
  - 1 000
  - 100 000
  - 10
  - 1
  - 0.001
  - 7 000
- Compare your results with other classmates.

Consider the number 60 000. We can write this number using the instructions in step 1 of activity 1.9 as follows:

$$60\,000 = 6 \times 10\,000$$

Where 10 000 in index notation is

$$10 \times 10 \times 10 \times 10 = 10^4$$

Therefore,

$$60\,000 = 6 \times 10^4$$

This format of writing is known as **standard form or scientific notation**.

It involves writing large numbers in terms of powers of 10.

For a number to be in standard form, it must take the form  $A \times 10^n$  where the index  $n$  is a positive or negative integer and  $A$  must lie in the range  $1 \leq A < 10$ .

### Example 1.17

Write each the following numbers in scientific notation.

- (a) 75 200                      (b) 0.000321  
 (c) 85                              (d) 7 834  
 (e) 7.321                        (f) 0.0429

### Solution

(a) 75 200: In this case, our decimal point is at the end of the number to the right. To write this number in scientific notation, we move the decimal place to the left up to the position of the number in the 1<sup>st</sup> significant place value. We then count the number of steps we have moved the decimal point and write it as a power of 10.

$$\text{Thus, } \overset{4}{7} \overset{3}{5} \overset{2}{2} \overset{1}{00} = 7.52 \times 10^4$$

(b) 0.000321: In case of a decimal number, we use the same procedure as in (a) above but this time, our decimal point moves to the right. 10 will now be raised to a negative power (ie number of steps moved to the right).

$$\text{Thus, } 0.\overset{1}{0}\overset{2}{0}\overset{3}{0}\overset{4}{3}21 = 3.21 \times 10^{-4}$$

- (c) 85                      =  $8.5 \times 10^1$   
 (d) 7 834                =  $7.834 \times 10^3$   
 (e) 7.321                =  $7.321 \times 10^0$   
 (f) 0.0429              =  $4.29 \times 10^{-2}$

### Exercise 1.9

- Write the following numbers in standard notation.
 

(a) 601	(b) 42 300
(c) 6 001	(d) 4 329 200
(e) 100 000 000	(f) 75 000
(g) 0.000 561	(h) 0.000 000 32
- Multiply each of the following and leave your answer in standard form.
 

(a) $326 \times 43$	(b) $41 \times 691$
(c) $8.5 \times 25$	(d) $69 \times 7$
(e) $6\,300 \times 90$	(f) $55 \times 20$
(g) $439 \times 12$	(h) $640 \times 15$

## 1.3 Surds

### 1.3.1 Definition of a surd

#### Activity 1.10

- On a stiff paper such as manilla paper, construct two squares of sides 1 unit each. (You may use a scale of "4 cm represents 1 unit").
- Cut each square diagonally and rearrange the triangles to form one large square as shown in Fig. 1.1.

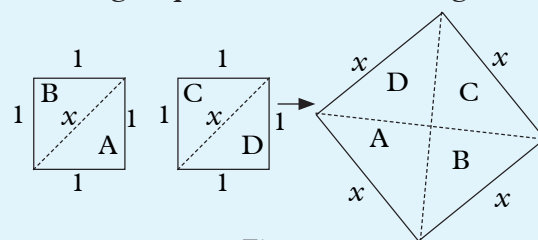


Fig 1.1

- The sides of the larger square are equal in length to the diagonals of the smaller squares. What is the length?
- What is the exact area of the large square? Now calculate the area using the length of the side that you measured in step 3 above. Did you get 1.96?

From Activity 1.10, we see that:

Area of large square = sum of areas of 2 small squares

$$x \times x = 2(1 \times 1)$$

$$x^2 = 2$$

Thus,  $x = \sqrt{2}$ , where  $x$  is the length of a side of the larger square.

By measurement,  $x = 1.4$ .

Since  $1.4 \times 1.4 = 1.96$ , is slightly smaller than 2, it follows that  $\sqrt{2}$  is slightly greater than 1.4.

$$\text{Now, } 1.41 \times 1.41 = 1.9881, \text{ and}$$

$$1.42 \times 1.42 = 2.0164.$$

This shows that  $\sqrt{2}$  lies between 1.41 and 1.42,

i.e.  $1.41 < \sqrt{2} < 1.42$ .

Going a step further;

$$1.414 \times 1.414 = 1.999\ 396,$$

$$\text{and } 1.415 \times 1.415 = 2.002\ 225.$$

Thus  $1.414 < \sqrt{2} < 1.415$ .

Hence  $\sqrt{2} = 1.41$  correct to 2 d.p.

Continuing the same way, it can be shown that  $\sqrt{2} = 1.414\ 213 \dots$  This decimal does not terminate, nor recur. Indeed  $\sqrt{2}$  is an irrational number.

Many numbers are not exact powers. Their roots (e.g. square root, cube root, etc.) are, therefore, irrational. Expressions containing roots of such numbers are called **surds**.

$\sqrt{2}$ ,  $\sqrt{3}$ ,  $\sqrt{4}$ ,  $2 + \sqrt{2}$ ,  $3 - 2\sqrt{5}$  are examples of surds.

A surd of one term is called **quadratic**, **cubic**, **quartic**, **quintic**, etc. depending of whether the **index** (or **order**) of the radical is two, three, four, five, etc., e.g.  $\sqrt{7}$  is a quadratic surd,  $\sqrt[3]{11}$  is a cubic surd, etc.

A **monomial surd** is one which contains only one term; a **binomial surd** has two terms; a **trinomial surd** has three terms, at least two of which are surds which cannot be combined without evaluating them, etc. For example,  $3\sqrt{2}$  is a monomial surd,  $\sqrt{2} - \sqrt{3}$  is a binomial surd,  $2 + \sqrt{5} - \sqrt{3}$  is a trinomial surd.

In this course, we shall deal with only monomial and binomial surds of order 2.

### 1.3.2 Qualities of surds

1. If  $a$  and  $b$  are both rationals,  $\sqrt{x}$  and  $\sqrt{y}$  are both surds, and  $a + \sqrt{x} = b + \sqrt{y}$  then  $a = b$  and  $x = y$ .  
 $a + \sqrt{x} = b + \sqrt{y}$   
 $\sqrt{(x)} = \sqrt{y} \Rightarrow x = y$
2. If  $a$  and  $b$  are both rationals and both  $\sqrt{x}$  and  $\sqrt{y}$  are both surds, then proceeding in the equation  $a - \sqrt{x} = b - \sqrt{y}$  we can show that  $a = b$  and  $x = y$
3. If  $a + \sqrt{x} = 0$ , then  $a = 0$  and  $x = 0$
4. If  $a - \sqrt{x} = 0$ , then  $a = 0$  and  $x = 0$
5. If  $a + \sqrt{x} = b + \sqrt{y}$ , then  $a - \sqrt{x} = a + \sqrt{y}$

### 1.3.3 Simplification of surds

#### Activity 1.11

By putting  $x = 25$  and  $y = 4$ , determine which of the following pairs of expression are equal.

1.  $\sqrt{xy}$ ,  $\sqrt{x} \times \sqrt{y}$
2.  $\sqrt{\frac{x}{y}}$ ,  $\frac{\sqrt{x}}{\sqrt{y}}$
3.  $\sqrt{x + y}$ ,  $\sqrt{x} + \sqrt{y}$
4.  $\sqrt{x - y}$ ,  $\sqrt{x} - \sqrt{y}$
5.  $5\sqrt{x}$ ,  $\sqrt{5x}$
6.  $5\sqrt{x}$ ,  $\sqrt{25x}$



Note that in Activity 1.11, the pairs of expressions in 1, 2 and 6, are equal.

Thus in general, given that  $x$  and  $y$  are positive values, then

$$\sqrt{xy} = \sqrt{x} \times \sqrt{y} \quad \text{and} \quad \sqrt{\frac{x}{y}} = \frac{\sqrt{x}}{\sqrt{y}}$$

These facts can be used when simplifying surds.

### Example 1.18

Simplify

(a)	$\sqrt{28}$	(b)	$\sqrt{216}$
(c)	$\sqrt{x^2y}$	(d)	$\sqrt{a^4b^2c^3}$

### Solution

$$\begin{aligned} \text{(a)} \quad \sqrt{28} &= \sqrt{4 \times 7} = \sqrt{4} \times \sqrt{7} = 2\sqrt{7} \\ \text{(b)} \quad \sqrt{216} &= \sqrt{36 \times 6} = \sqrt{36} \times \sqrt{2} \times 3 \\ &= 6 \times \sqrt{2} \times \sqrt{3} = 6\sqrt{2}\sqrt{3} \\ \text{(c)} \quad \sqrt{x^2y} &= \sqrt{x^2} \times \sqrt{y} = x\sqrt{y} \\ \text{(d)} \quad \sqrt{a^4b^2c^3} &= \sqrt{a^4} \times \sqrt{b^2} \times \sqrt{c^2} \times \sqrt{c} \\ &= a^2bc\sqrt{c} \end{aligned}$$

A surd is said to be in its simplest form when the number under the radical ( $\sqrt{\quad}$ ) is a prime number.

The process of simplifying surds can also be reversed to obtain surds of single numbers.

### Example 1.19

Express the following surds as square roots of single numbers.

(a)  $4\sqrt{3}$       (b)  $5\sqrt{7}$

### Solution

$$\begin{aligned} \text{(a)} \quad 4\sqrt{3} &= \sqrt{16} \times \sqrt{3} = \sqrt{16 \times 3} = \sqrt{48} \\ \text{(b)} \quad 5\sqrt{7} &= \sqrt{25} \times \sqrt{7} = \sqrt{25 \times 7} = \sqrt{175} \end{aligned}$$

## Exercise 1.10

1. Express the following surds in their simplest forms.

(a)	$\sqrt{12}$	(b)	$\sqrt{45}$	(c)	$\sqrt{72}$
(d)	$\sqrt{35}$	(e)	$\sqrt{250}$	(f)	$\sqrt{432}$
(g)	$\sqrt{124}$	(h)	$\sqrt{132}$		

2. Express each of the following surds as a square root of a single number.

(a)	$2\sqrt{5}$	(b)	$4\sqrt{2}$	(c)	$3\sqrt{7}$
(d)	$7\sqrt{3}$	(e)	$2\sqrt{3}\sqrt{7}$	(f)	$10\sqrt{2}\sqrt{5}$
(g)	$10\sqrt{3}\sqrt{7}$	(h)	$12\sqrt{3}\sqrt{5}$		

3. Simplify the following.

(a)	$\sqrt{10} \times \sqrt{5}$
(b)	$\sqrt{32} \times \sqrt{2}$
(c)	$\sqrt{5} \times \sqrt{6} \times \sqrt{3}$
(d)	$\sqrt{15} \times \sqrt{5}$
(e)	$\sqrt{24} \times \sqrt{6}$
(f)	$\sqrt{5} \times \sqrt{12} \times \sqrt{60}$
(g)	$\sqrt{10} \times \sqrt{18} \times \sqrt{20}$
(h)	$\sqrt{10} \times \sqrt{18} \times \sqrt{6}$

4. Simplify the following

(a)	$\frac{5}{100}$	(b)	$\frac{12}{3x^3}$
(c)	$\frac{\sqrt{12}}{\sqrt{6}}$	(d)	$\frac{\sqrt{60}}{\sqrt{10}}$
(e)	$\frac{\sqrt{12}}{4}$	(f)	$\frac{\sqrt{16}}{16}$
(g)	$\sqrt{12}\sqrt{6} \times \frac{\sqrt{15}}{\sqrt{3}}$		

## 1.3.4 Operation on surds

### 1.3.4.1 Addition and subtraction of surds

#### Activity 1.12

1. Using the basic addition and subtraction mathematics operations, calculate the following:

(a)  $x + x$       (b)  $3x - 2x$

2. Now, assume that  $x = \sqrt{3}$ , repeat the problems in (a) and (b) above using  $\sqrt{3}$ .

(a)  $\sqrt{3} + \sqrt{3}$     (b)  $3\sqrt{3} - 2\sqrt{3}$

Consider:

(a)  $2\sqrt{5} + 10\sqrt{5}$

$$\begin{aligned} &\text{Factorising out } \sqrt{5} \\ &= (2 + 10) \sqrt{5} \\ &= 12\sqrt{5} \end{aligned}$$

Similarly,

$$3\sqrt{2} - 5\sqrt{2}$$

Factorising out  $\sqrt{2}$ , we get

$$\begin{aligned} &(3 - 5) \sqrt{2} \\ &= -2\sqrt{2} \end{aligned}$$

In  $7\sqrt{2} + 2\sqrt{5}$ ; there is no common factor just like there is no common factor for  $7x+2y$ . Therefore,  $7\sqrt{2} + 2\sqrt{5}$  cannot be simplified further.

We notice that:

To be able to add or subtract surds, they must contain roots of the same number.

In general,

$$a\sqrt{x} \pm b\sqrt{x} = (a \pm b)\sqrt{x}$$

### 1.3.4.2 Multiplication of surds

#### Activity 1.13

- Observe the expressions below:
  - $3x \times 2y$
  - $7x \times z$
- Substitute  $x = \sqrt{3}$ ,  $y = \sqrt{5}$  and  $z = \sqrt{7}$ , in 1(a) and (b), and simplify the expressions.
- Compare the results with other groups.

Consider the expression  $3\sqrt{5} \times 2\sqrt{3}$ . We can simplify it as follows:

$$\begin{aligned} 3\sqrt{5} \times 2\sqrt{3} &= (3 \times 2) (\sqrt{5} \times \sqrt{3}) \\ &= (6)\sqrt{15} \\ &= 6\sqrt{15} \end{aligned}$$

Similarly,

$$\begin{aligned} 7\sqrt{5} \times 2\sqrt{3} &= (7 \times 2) (\sqrt{5} \times \sqrt{3}) \\ &= (14) \sqrt{15} \\ &= 14\sqrt{15} \end{aligned}$$

When two monomial surds have to be multiplied together;

- first simplify each surd where possible, and then
- multiply whole numbers together and surds together.

#### Example 1.20

Work out

(a)  $\sqrt{32} \times \sqrt{75}$

(b)  $\sqrt{12} \times 2\sqrt{18} \times \sqrt{20}$

(c)  $(3\sqrt{7})^2$

**Solution**

$$\begin{aligned} \text{(a)} \quad \sqrt{32} \times \sqrt{75} &= \sqrt{16 \times 2} \times \sqrt{25 \times 3} \\ &= 4\sqrt{2} \times 5\sqrt{3} \\ &= 20\sqrt{2}\sqrt{3} \end{aligned}$$

$$\begin{aligned} \text{(b)} \quad \sqrt{12} \times 2\sqrt{18} \times \sqrt{20} \\ &= \sqrt{4 \times 3} \times 2\sqrt{9 \times 2} \times \sqrt{4 \times 5} \\ &= 2\sqrt{3} \times 2 \times 3\sqrt{2} \times 2\sqrt{5} \\ &= 24\sqrt{2}\sqrt{3}\sqrt{5} \end{aligned}$$

$$\begin{aligned} \text{(c)} \quad (3\sqrt{7})^2 &= 3\sqrt{7} \times 3\sqrt{7} \\ &= 9\sqrt{7 \times 7} = 9 \times 7 = 63 \end{aligned}$$

**Example 1.21***Work out*

$$\sqrt{2} \times \sqrt{3} \times \sqrt{8} \times \sqrt{18} \times \sqrt{27} \times \sqrt{32}$$

**Solution**

$$\begin{aligned} & \sqrt{2} \times \sqrt{3} \times \sqrt{8} \times \sqrt{18} \times \sqrt{27} \times \sqrt{32} \\ &= \sqrt{2} \times \sqrt{3} \times \sqrt{4 \times 2} \times \sqrt{9 \times 2} \times \sqrt{9 \times 3} \times \sqrt{16 \times 2} \\ &= \sqrt{2} \times \sqrt{3} \times 2\sqrt{2} \times 3\sqrt{2} \times 3\sqrt{3} \times 4\sqrt{2} \end{aligned}$$

*Arranging like terms together*

$$\begin{aligned} &= \sqrt{2} \times 2\sqrt{2} \times 3\sqrt{2} \times 4\sqrt{2} \times \sqrt{3} \times 3\sqrt{3} \\ &= 2 \times 3 \times 4 \times \sqrt{2} \times \sqrt{2} \times \sqrt{2} \times \sqrt{2} \times 3 \times \sqrt{3} \times \sqrt{3} \\ &= 24 \times 4 \times 3 \times 3 \\ &= 864 \end{aligned}$$

*An alternative method is to first pair off the surds to give simpler surds, as follows:*

$$\begin{aligned} & \sqrt{2} \times \sqrt{3} \times \sqrt{8} \times \sqrt{18} \times \sqrt{27} \times \sqrt{32} \\ &= \sqrt{2 \times 3 \times 8 \times 18 \times 27 \times 32} \\ &= \sqrt{(2 \times 32) \times (3 \times 27) \times (8 \times 18)} \\ &= \sqrt{64 \times 81 \times 144} \\ &= 8 \times 9 \times 12 = 864 \end{aligned}$$

*Note that the second method is sometimes simpler and quicker.***Example 1.22***Expand the following and give your answers in the simplest surd form.*

(a)  $(\sqrt{2} + \sqrt{5})^2$

(b)  $(3 - \sqrt{3})^2$

(c)  $(3 - \sqrt{2})(3 + \sqrt{2})$

(d)  $(\sqrt{3} + \sqrt{2})(\sqrt{5} + \sqrt{7})$

**Solution***These products are worked out in the same way as the algebraic expansions of*

$(x + y)^2$ ,  $(x - y)^2$ ,  $(v + w)(x + y)$

(a)  $(\sqrt{2} + \sqrt{5})^2 = (\sqrt{2} + \sqrt{5})(\sqrt{2} + \sqrt{5})$

$= (\sqrt{2})^2 + 2\sqrt{2}\sqrt{5} + (\sqrt{5})^2$

$= 2 + 2\sqrt{2}\sqrt{5} + 5$

$= 7 + 2\sqrt{2}\sqrt{5}$

(b)  $(3 - \sqrt{3})^2 = (3 - \sqrt{3})(3 - \sqrt{3})$

$= 3^2 - 2 \times 3\sqrt{3} + (\sqrt{3})^2$

$= 9 - 6\sqrt{3} + 3$

$= 12 - 6\sqrt{3}$

(c)  $(3 - \sqrt{2})(3 + \sqrt{2})$

$= 3^2 - 3\sqrt{2} + 3\sqrt{2} - (\sqrt{2})^2$

$= 9 - 2 = 7$

(d)  $(\sqrt{3} + \sqrt{2})(\sqrt{5} + \sqrt{7})$

$= \sqrt{3}\sqrt{5} + \sqrt{3}\sqrt{7} + \sqrt{2}\sqrt{5} + \sqrt{2}\sqrt{7}$

**Exercise 1.11****1. Simplify**

(a)  $2\sqrt{3} + 7\sqrt{3}$

(b)  $12\sqrt{5} + 5\sqrt{5}$

(c)  $13\sqrt{2} - 7\sqrt{2}$

(d)  $12\sqrt{7} - 17\sqrt{7}$

(e)  $3\sqrt{11} + 7\sqrt{11} - 11\sqrt{11}$

(f)  $a\sqrt{x} - 3a\sqrt{x} + 5a\sqrt{x}$

(g)  $7\sqrt{45} - 2\sqrt{45}$

(h)  $3\sqrt{128} - 14\sqrt{128}$

(i)  $8\sqrt{216} - \frac{3}{4}\sqrt{216}$

(j)  $\frac{5}{3}\sqrt{54} - \frac{1}{4}\sqrt{6}$

**2. Work out.**

(a)  $\sqrt{7} \times \sqrt{3}$       (b)  $5\sqrt{3} \times 7\sqrt{11}$

(c)  $6\sqrt{5} \times \frac{2}{3}\sqrt{7}$       (d)  $(\sqrt{3})^6$

(e)  $(4\sqrt{3})^3$       (f)  $(5\sqrt{x})^2 \times (2\sqrt{x})^3$

**3. Evaluate, writing your answer in the simplest form.**

(a)  $(\sqrt{3} + 4)^2$

(b)  $(\sqrt{2} + \sqrt{7})^2$

- (c)  $(\sqrt{5} - 3)^2$   
 (d)  $(\sqrt{5} - \sqrt{3})^2$   
 (e)  $(\sqrt{2} + \sqrt{5})(\sqrt{7} - \sqrt{2})$   
 (f)  $(\sqrt{7} - 4)(4 - \sqrt{5})$   
 (g)  $(\sqrt{7} + \sqrt{2})(\sqrt{7} - \sqrt{2})$   
 (h)  $(2\sqrt{5} - 3\sqrt{3})(2\sqrt{5} + 3\sqrt{3})$

### 1.3.4.3 Division of surds and rationalising the denominator

#### Activity 1.14

- Work out: (a)  $\sqrt{3} \times \sqrt{3}$   
 (b)  $2\sqrt{5} \times 2\sqrt{5}$
- Using the results in 1 above, discuss with your partner how you can rationalise the denominator in the following:  
 (a)  $\frac{2}{\sqrt{3}}$   
 (b)  $\frac{\sqrt{7}}{2\sqrt{5}}$
- Compare your results with other classmates.

If a fraction has a surd in the denominator, it is usually better to **rationalise the denominator**.

**Rationalising the denominator** means making the denominator a rational number, so that we divide by a rational number rather than divide by a surd. When rationalising, we multiply both the numerator and the denominator of the fraction by a surd which makes the denominator rational. It is easier to divide by a rational number than a surd.

### Rationalisation of monomial denominators

#### Activity 1.15

- Using the knowledge of multiplication of surds, discuss with your partner how to rationalise the denominator of:  
 (a)  $\frac{1}{\sqrt{3}}$       (b)  $\frac{3}{\sqrt{7}}$
- Compare your findings with other classmates.

Consider the fraction  $\frac{a}{\sqrt{b}}$ . To rationalise the denominator, we multiply both the numerator and denominator by  $\sqrt{b}$  i.e.

$$\frac{a \times \sqrt{b}}{\sqrt{b} \times \sqrt{b}} = \frac{a\sqrt{b}}{b}$$

#### Example 1.23

Rationalise the denominator of

(a)  $\frac{9}{\sqrt{3}}$     (b)  $\frac{3}{\sqrt{28}}$     (c)  $\frac{7}{\sqrt{7}}$     (d)  $\left(\frac{25}{8}\right)^{\frac{1}{2}}$

#### Solution

Recall that  $\sqrt{a} \times \sqrt{a} = a$ , where  $a$  is any number.

(a)  $\frac{9}{\sqrt{3}} = \frac{9}{\sqrt{3}} \times \frac{\sqrt{3}}{\sqrt{3}} = \frac{9\sqrt{3}}{3} = 3\sqrt{3}$

(b)  $\frac{3}{\sqrt{28}} = \frac{3}{2\sqrt{7}} = \frac{3}{2\sqrt{7}} \times \frac{\sqrt{7}}{\sqrt{7}}$   
 $= \frac{3\sqrt{7}}{2 \times 7} = \frac{3\sqrt{7}}{14}$

Note: Multiplying by  $\frac{\sqrt{3}}{\sqrt{3}}$  in (a) and by  $\frac{\sqrt{7}}{\sqrt{7}}$  in (b) respectively is equivalent to multiplying by 1. This way, the value of the given fraction is not changed.

(c)  $\frac{7}{\sqrt{7}} = \frac{7}{\sqrt{7}} \times \frac{\sqrt{7}}{\sqrt{7}} = \frac{7\sqrt{7}}{7} = \sqrt{7}$ .

Alternatively,  $\frac{7}{\sqrt{7}} = \frac{\sqrt{7} \times \sqrt{7}}{\sqrt{7}} = \sqrt{7}$

(d)  $\left(\frac{25}{8}\right)^{\frac{1}{2}} = \sqrt{\left(\frac{25}{8}\right)} = \frac{\sqrt{25}}{\sqrt{8}}$  [using the fact that  $\left(\frac{x}{y}\right)^{\frac{1}{2}} = \frac{\sqrt{x}}{\sqrt{y}}$ ]

$$\frac{5}{2\sqrt{2}} = \frac{5}{2\sqrt{2}} \times \frac{\sqrt{2}}{\sqrt{2}} = \frac{5\sqrt{2}}{4}$$

## Rationalisation of binomial denominators

### Activity 1.16

- Using the guideline of the quadratic identity  $(a + b)(a - b) = a^2 - b^2$ , discuss with your partner how you can rationalise the denominator in  $\frac{1}{2 + \sqrt{3}}$
- Compare your results with other classmates.

To rationalise a denominator means to make it a rational number. Suppose  $\sqrt{2}$  is multiplied by  $\sqrt{2}$ , this would mean  $\sqrt{2} \cdot \sqrt{2} = (\sqrt{2})^2 = 2$ . This means that we have squared the square root of a number which must result in the number itself. The binomial expansion of

$(a + b)(a - b) = a^2 - b^2$ . How does  $(a + b)(a - b)$  compare with an expression such as  $(\sqrt{2} + 1)(\sqrt{2} - 1)$ ?

Both expressions  $(a + b)(a - b)$  and  $(\sqrt{2} + 1)(\sqrt{2} - 1)$  display the same pattern.

$$\begin{aligned} \text{Thus, } (\sqrt{2} + 1)(\sqrt{2} - 1) &= \sqrt{2}(\sqrt{2} - 1) + (\sqrt{2} - 1) \\ &= \sqrt{2} \cdot \sqrt{2} - 1 \cdot \sqrt{2} + 1 \cdot \sqrt{2} - 1 \cdot 1 \\ &= 2 - \sqrt{2} + \sqrt{2} - 1 \\ &= 2 - 1 \\ &= 1 \end{aligned}$$

We notice that  $(\sqrt{2} + 1)(\sqrt{2} - 1)$  is a difference of two squares. Hence,

$$\begin{aligned} (\sqrt{2} + 1)(\sqrt{2} - 1) &= (\sqrt{2})^2 - (1)^2 \\ &= 2 - 1 \\ &= 1 \end{aligned}$$

Note that 1 is a rational number. Any two surds whose product give a rational number are called **conjugate surds**.

So, the conjugate of  $\sqrt{2}$  is  $\sqrt{2}$ , that of  $\sqrt{2} + 1$  is  $\sqrt{2} - 1$ , that of  $3\sqrt{5} - 2$  is  $3\sqrt{5} + 2$  and so on.

Therefore, to rationalise a denominator, we multiply both the numerator and the denominator by the conjugate of the denominator.

### Example 1.24

*Work out*

- $(2 + \sqrt{3})(2 - \sqrt{3})$
- $(3\sqrt{3} - \sqrt{5})(3\sqrt{3} + \sqrt{5})$

### Solution

$$\begin{aligned} \text{(a) } (2 + \sqrt{3})(2 - \sqrt{3}) &= 2(2 - \sqrt{3}) + \sqrt{3}(2 - \sqrt{3}) \\ &= 4 - 2\sqrt{3} + 2\sqrt{3} - \sqrt{3}\sqrt{3} \\ &= 4 - 3 = 1 \\ \text{(b) } (3\sqrt{3} - \sqrt{5})(3\sqrt{3} + \sqrt{5}) &= 3\sqrt{3}(3\sqrt{3} + \sqrt{5}) - \sqrt{5}(3\sqrt{3} + \sqrt{5}) \\ &= 9\sqrt{3}\sqrt{3} + 3\sqrt{3}\sqrt{5} - 3\sqrt{5}\sqrt{3} - \sqrt{5}\sqrt{5} \\ &= 27 - 5 = 22 \end{aligned}$$

Pairs of surds such as  $2 + \sqrt{3}$ ,  $2 - \sqrt{3}$  and  $3\sqrt{3} - \sqrt{5}$ ,  $3\sqrt{3} + \sqrt{5}$  are called **conjugate surds** (or **conjugate pairs**)

**NB**

When adding or subtracting fractions containing surds, it is advisable to first rationalise the denominator of each fraction. This is done by multiplying the numerator and the denominator of the fractions by the same number so that the answer has a rational denominator.

If the product of two surds is a rational number, then the surds are said to be **conjugates of each other** or simply **conjugate surds**.

Thus, the conjugate of  $\sqrt{x} + \sqrt{y}$  is  $\sqrt{x} - \sqrt{y}$ . Note that  $\sqrt{x}$  is a conjugate of itself.

**Example 1.25**

Given that  $\sqrt{2} = 1.414$  and  $\sqrt{3} = 1.732$ , evaluate  $\frac{5}{2\sqrt{2} - \sqrt{3}}$ .

**Solution**

$$\begin{aligned}\frac{5}{2\sqrt{2} - \sqrt{3}} &= \frac{5}{2\sqrt{2} - \sqrt{3}} \times \frac{2\sqrt{2} + \sqrt{3}}{2\sqrt{2} + \sqrt{3}} \\ &= \frac{5(2\sqrt{2} + \sqrt{3})}{(2\sqrt{2})^2 - (\sqrt{3})^2} \\ &= \frac{5(2\sqrt{2} + \sqrt{3})}{8 - 3} = \frac{5(2\sqrt{2} + \sqrt{3})}{5} \\ &= 2\sqrt{2} + \sqrt{3} \\ &= 2 \times 1.414 + 1.732 \\ &= 4.56\end{aligned}$$

Note that evaluating in this way is much easier than evaluating as follows:

$$\begin{aligned}\frac{5}{2\sqrt{2} - \sqrt{3}} &= \frac{5}{2 \times 1.414 - 1.732} = \frac{5}{2.828 - 1.732} \\ &= \frac{5}{1.096} = 4.559\ 5 \dots \text{using tables of reciprocals} \\ &\approx 4.56 \text{ (2 d.p.)}\end{aligned}$$

The first method gives an “exact” answer while the second one gives an approximation. Thus, the first method is more accurate.

**Note:** You may use a calculator when evaluating surds, but you still must show all the steps involved in the process.

**Exercise 1.12**

1. State the conjugate of the following:

- (a)  $\sqrt{13}$       (b)  $2 + \sqrt{17}$   
 (c)  $\sqrt{3} - 7$       (d)  $\sqrt{3} - \sqrt{8}$   
 (e)  $2\sqrt{5} + 3\sqrt{4}$       (f)  $-3\sqrt{x} + b\sqrt{y}$

2. Rationalise the denominator in the following

- (a)  $\frac{4}{\sqrt{11}}$       (b)  $\frac{6}{\sqrt{48}}$   
 (c)  $\frac{13}{\sqrt{13}}$       (d)  $\sqrt{\frac{162}{5}}$

3. Rationalise the denominator in the following:

- (a)  $\frac{5}{\sqrt{5} - 4}$       (b)  $\frac{7}{5 + \sqrt{11}}$   
 (c)  $\frac{2\sqrt{3}}{\sqrt{5} + \sqrt{2}}$       (d)  $\frac{5\sqrt{7}}{\sqrt{3} - \sqrt{2}}$   
 (e)  $\frac{3\sqrt{7}}{3\sqrt{7} - 2\sqrt{5}}$       (f)  $\frac{\sqrt{27}}{\sqrt{21} + \sqrt{33}}$   
 (g)  $\frac{2\sqrt{3} + 3\sqrt{2}}{3\sqrt{3} + 2\sqrt{2}}$       (h)  $\frac{3\sqrt{2} - 5\sqrt{11}}{4\sqrt{18} - 2\sqrt{2}}$   
 (i)  $\frac{\sqrt{7} - 2\sqrt{3}}{1 + 3\sqrt{2}}$       (j)  $\frac{3\sqrt{11} + 4\sqrt{13}}{\sqrt{11} - \sqrt{13}}$

4. Given that  $\sqrt{2} = 1.414$ ,  $\sqrt{3} = 1.732$  and  $\sqrt{5} = 2.236$ , rationalise the denominator and then evaluate each of the following correct to 2 d.p.

- (a)  $\frac{3\sqrt{2}}{2\sqrt{5}}$       (b)  $\frac{3 + \sqrt{2}}{\sqrt{20}}$   
 (c)  $\frac{\sqrt{3} - \sqrt{2}}{\sqrt{3} + \sqrt{2}}$       (d)  $\frac{\sqrt{45} + \sqrt{50}}{\sqrt{48} - \sqrt{18}}$

5. Given that  $x = \sqrt{5}$  and  $y = \sqrt{7}$ , express the following in terms of  $x$  and  $y$ . Use factorisation to simplify each expression.

- (a)  $\sqrt{1260} + 2\sqrt{5}$   
 (b)  $\sqrt{140} - \sqrt{45}$   
 (c)  $\frac{\sqrt{112} - \sqrt{20}}{\sqrt{140} - \sqrt{5}}$   
 (d)  $\frac{\sqrt{252} - \sqrt{45}}{\sqrt{5} - \sqrt{28}}$

**1.4 Square roots****1.4.1 Square root by estimation method****Activity 1.17**

1. Find the value of:

- (a)  $\sqrt{4}$       (b)  $\sqrt{9}$

2. Using the above examples, estimate  $\sqrt{5}$  and  $\sqrt{7}$ .

Consider the value of  $\sqrt{10}$ .

Since 10 is not a perfect square,  $\sqrt{10}$  is also not an exact value. 10 lies between 9 and 16 both of which are perfect squares i.e.  $\sqrt{9} = 3$  and  $\sqrt{16} = 4$ .

This tells us that  $\sqrt{10}$  is a value between 3 and 4. We can obtain the value by estimation method. The following example will help us understand how to do this.

### Example 1.26

Find the value of  $\sqrt{85}$ , correct to 1 decimal place.

#### Solution

85 lies between 81 and 100 (two exact squares).

$$\therefore \sqrt{81} < \sqrt{85} < \sqrt{100}$$

$$\text{i.e. } 9 < \sqrt{85} < 10.$$

$$\text{Now } 9.2 \times 9.2 = 84.64,$$

$$9.3 \times 9.3 = 86.49$$

$$\text{Thus, } 9.2 < \sqrt{85} < 9.3.$$

$$9.21 \times 9.21 = 84.241$$

$$9.22 \times 9.22 = 85.0084$$

$$\therefore 9.21 < \sqrt{85} < 9.22$$

This shows that  $\sqrt{85} = 9.2$  correct to 1 decimal place.

#### NB

To find the whole number part of a square root of a non-square number,

1. Find two consecutive exact squares between which the non-square number lies, (e.g. 39 lies between 36 and 49).
2. The square root of that number lies between the square roots of the exact squares.

$$\text{(e.g. } \sqrt{36} < \sqrt{39} < \sqrt{49},$$

$$\text{i.e. } 6 < \sqrt{39} < 7).$$

3. The whole number part of the required square root is given by the lower value, (e.g.  $\sqrt{39} = 6.245$ ).

### Exercise 1.13

1. The following numbers are exact squares. Find their positive square roots.
 

(a) 64	(b) 144
(c) 400	(d) 169
(e) 1.96	(f) 0.0036
2. Find the two consecutive exact squares closest integers between which the square root of each of the following numbers lies.
 

(a) 134	(b) 430
(c) 1 440	(d) 3 000
3. Which is larger,  $\sqrt{7}$  or 2.6? Test by squaring the numbers.
4. Show by squaring, that  $3.87 < \sqrt{15} < 3.88$ .
5. Write down the whole number part of the square root of each of the following.
 

(a) $\sqrt{7}$	(b) $\sqrt{11}$
(c) $\sqrt{44}$	(d) $\sqrt{125}$
(e) $\sqrt{999}$	(f) $\sqrt{9\ 999}$

### 1.4.2. Square root calculation by factorisation

#### Activity 1.18

1. Find the prime factors of the following numbers:
 

(a) 25	(b) 81
--------	--------
2. Use the prime factors to determine the square root of;
 

(a) $\sqrt{25}$	(b) $\sqrt{81}$
-----------------	-----------------

Consider  $\sqrt{144}$ , find the prime factors of 144.

$$\begin{array}{r}
 144 \\
 \swarrow \searrow \\
 2 \quad 72 \\
 \swarrow \searrow \\
 2 \quad 36 \\
 \swarrow \searrow \\
 2 \quad 18 \\
 \swarrow \searrow \\
 2 \quad 9 \\
 \swarrow \searrow \\
 3 \quad 3 \\
 \swarrow \searrow \\
 3 \quad 1
 \end{array}
 \quad
 \begin{aligned}
 144 &= 2 \times 2 \times 2 \times 2 \times 3 \times 3 \\
 &= 2^4 \times 3^2 \\
 \therefore \sqrt{144} &= \sqrt{2^4 \times 3^2} \\
 &= (2^4 \times 3^2)^{\frac{1}{2}} \\
 &= 2^2 \times 3 \\
 &\text{i.e. each power is divided} \\
 &\text{by 2} \\
 \therefore \sqrt{144} &= 12
 \end{aligned}$$

Therefore, the square root of 144 = 12

Similarly,

$$\begin{array}{r}
 36 \\
 \swarrow \searrow \\
 2 \quad 18 \\
 \swarrow \searrow \\
 2 \quad 9 \\
 \swarrow \searrow \\
 3 \quad 3 \\
 \swarrow \searrow \\
 3 \quad 1
 \end{array}
 \quad
 \begin{aligned}
 36 &= 2 \times 2 \times 3 \times 3 \\
 &= 2^2 \times 3^2 \\
 \therefore \sqrt{36} &= \sqrt{2^2 \times 3^2} \\
 &= (2^2 \times 3^2)^{\frac{1}{2}} \\
 &= 2 \times 3 \\
 &= 6
 \end{aligned}$$

To find the square root by factorisation

- Express the given number as a product of prime factors in power notation.
- Divide the power of each factor by 2.
- Multiply out the result to get the square root.

### 1.4.3 Square root by general method

First, the numbers under the root are grouped in pairs from right to left. Make sure you leave at least one or two digits on the left. For each pair of numbers you will get one digit in the square root.

To start, find a number whose square is less than or equal to the first pair or first number, and write it above the square root line.

For example;  $\sqrt{676}$

$$\begin{array}{r}
 2 \\
 \sqrt{676} \\
 \underline{-4} \\
 276
 \end{array}
 \quad
 \begin{aligned}
 &\text{Square the 2, giving 4, write that} \\
 &\text{underneath the 6 and subtract.} \\
 &\text{Bring down the next pair or digit}
 \end{aligned}$$

$$\begin{array}{r}
 2 \\
 \sqrt{676} \\
 \underline{-4} \\
 276
 \end{array}
 \quad
 \begin{aligned}
 &\text{Then double the number} \\
 &\text{above the square root symbol} \\
 &\text{line (highlighted), and write} \\
 &\text{it down in parenthesis with an} \\
 &\text{empty line next to it as shown}
 \end{aligned}$$

$$\begin{array}{r}
 26 \\
 \sqrt{676} \\
 \underline{-4} \\
 276
 \end{array}
 \quad
 \begin{aligned}
 &\text{Next think what single-digit} \\
 &\text{number something could go} \\
 &\text{on the empty line so that forty} \\
 &\text{something times something} \\
 &\text{would be less than or equal to} \\
 &276 \quad 46 \times 6 = 276
 \end{aligned}$$

$$\begin{array}{r}
 26 \\
 \sqrt{676} \\
 \underline{-4} \\
 276 \\
 \underline{276} \\
 0
 \end{array}
 \quad
 \begin{aligned}
 &\text{Write 6 on top of line. Calculate} \\
 &46 \times 6. \text{ Write that below} \\
 &276, \text{ subtract, bring down the} \\
 &\text{difference. Since the remainder} \\
 &\text{is zero, the square root of 676} \\
 &\text{is 26}
 \end{aligned}$$

### Example 1.27

Work out

$$\sqrt{2209}$$

### Solution

$$\begin{array}{r}
 47 \\
 \sqrt{2209} \\
 \underline{-16} \\
 609 \\
 \underline{-609} \\
 0
 \end{array}
 \quad
 (87)$$

Thus the square root of 2209 is 47



**Example 1.28***Work out*

$$\sqrt{645}$$

**Solution**

$$\begin{array}{r}
 25.39 \\
 \sqrt{645} \\
 \hline
 (45) \quad - 4 \\
 \hline
 \phantom{(45)} \quad - 225 \\
 \hline
 (503) \quad 20 \ 00 \\
 \phantom{(503)} \quad 15 \ 09 \\
 \hline
 (5069) \quad 4 \ 91 \ 00 \\
 \phantom{(5069)} \quad 4 \ 56 \ 21
 \end{array}$$

*So the square root of 645 is = 25.4***Exercise 1.14**

1. Use factorisation method to solve the following:

(a)  $\sqrt{169}$                       (b)  $\sqrt{81}$

(c)  $\sqrt{1024}$

2. Use general method to solve the following.

(a)  $\sqrt{361}$                       (b)  $\sqrt{484}$

(c)  $\sqrt{444}$                       (d)  $\sqrt{829}$

(e)  $\sqrt{3000}$

**Unit Summary**

1. Properties of indices includes:

- (a) Multiplication law

$$a^x \times a^y = a^{(x+y)}$$

- (b) Division law

$$a^m \div a^n = \frac{a^m}{a^n} = a^{(m-n)}$$

- (c) Power law

$$(a^x)^y = a^{x \times y} = a^{xy}$$

$$(a \times b)^x = a^x b^x$$

- (d) Zero index

$$a^0 = 1 \text{ for all values of } a$$

- (e) Negative indices

$$a^{-x} = \frac{1}{a^x} \text{ for } a \neq 0$$

2. **Surds:** These are expressions containing roots of irrational numbers.

3. **Scientific notation:** It involves writing large numbers in terms of powers of 10 in the form  $A \times 10^n$  where the index  $n$  is a positive or negative integer and  $A$  must lie in the range  $1 \leq A \leq 10$ .

4. **Monomial surd:** It is a surd which contains only one term.

5. **Binomial surd:** It is a surd which has two terms.

6. **Rationalising the denominator:** It means making the denominator a rational number by multiplying both the numerator and denominator by the conjugate of the denominator.

7. **Conjugate surds:** Occurs when the product of two surds is a rational number.

**Unit 1 Test**

1. Solve for  $x$  in the equation

$$\frac{81^{2x} \times 27^x}{9^x} = 729.$$

2. Solve for  $x$  in the equation

$$32^{(x-3)} \times 8^{(x+4)} = 64 \div 2^x.$$

3. Simplify  $\left(\frac{8}{27}\right)^{-\frac{2}{3}}$ .

4. Simplify each of the following:

(a)  $(2\sqrt{5} - \sqrt{2})(3\sqrt{5} + 4\sqrt{2})$

(b)  $(\sqrt{y} + 5)(\sqrt{y} - 3)$

(c)  $(\sqrt{3} + 1)^2$

(d)  $(2 - \sqrt{5})^2$

5. Find the value of  $x$  in the equation  $5^x = 125$ .
6. Solve for  $x$  in
- (a)  $4^{5x} \div (2^{3x})^2 = 256$
- (b)  $2(5^x) = 250$
- (c)  $3^{3x-1} = 27$
7. Rationalise the denominator
- (a)  $\frac{2}{\sqrt{3}}$                       (b)  $\frac{2}{2+\sqrt{7}}$
- (c)  $\frac{5}{\sqrt{5-4}}$                       (d)  $\frac{\sqrt{27}}{\sqrt{21+\sqrt{33}}}$
8. Simplify each of the following expressions by rationalising the denominator.
- (a)  $\sqrt{7} + \frac{7}{\sqrt{3}}$                       (b)  $\sqrt{\frac{3}{5}} + \sqrt{\frac{5}{3}}$
- (c)  $\frac{5\sqrt{7}-3\sqrt{7}}{\sqrt{2}}$                       (d)  $\frac{7\sqrt{2}-\sqrt{5}}{6\sqrt{2+\sqrt{7}}}$
9. Use factor method to find the square root of the following:
- (a) 64                      (b) 225
- (c) 1296                      (d) 784
10. Find the square root for 40 using long division method.

## 2

## POLYNOMIALS

## Key unit competence

By the end of this unit, I will be able to perform operations, factorise polynomials, and solve related problems

## Unit outline

- Definition and classifications of polynomials including homogenous polynomials.
- Operations on polynomials.
- Numerical values of polynomials.
- Algebraic identities.
- Factorisation of polynomials

## 2.1 Introduction to polynomials

With reference to algebra, a polynomial is an expression that consist of variables and coefficients combined by the operations of addition, subtraction, multiplication, and non-negative integer exponents. Polynomials describe an expression of more than two algebraic terms, especially the sum of several terms that contain different powers of the same variable(s). It is the second unit of the book and the learner will be able to learn about the definition, classification, and operations of polynomials. Similarly, the learner will be able to look into numerical values of polynomials, algebraic identity, and factorisation of quadratic expressions relating them to the real life situation.

## Activity 2.1

Consider the following algebraic expression

(a)  $2x$

(b)  $2x + 3$

(c)  $x^2 + 2x - 3$

(d)  $x^3 + 2x^2 + 3x - 1$

(e)  $x^4 + x^3 - 2x^2 + 3x - 2$

Answer the following questions based on the expressions above.

1. How many terms does each of the expression have?
2. State the highest power of  $x$  in each expression.
3. Using a dictionary or internet, find out the classification of polynomials based on the number of terms.

- (a) **A monomial:** is an algebraic expression which consists of only one term.

Examples  $2x$ ,  $3m^2$ ,  $5xm$  etc.

This part is called a numerical coefficient

This is the variable part

Similarly, 3 and 5 are coefficient of  $m^2$  and  $xm$  respectively.

$x$  and  $mx$  are the variables.

- (b) **A binomial:** is an algebraic expression which contain (or is made up of) two terms only.

Examples:  $2a - 3b$  and  $2x^2 + 5$  are *binomials*.

- (c) **A trinomial:** is an algebraic expression which is made up of three terms.

Examples:  $2a + 3b + c$ ,  $2x^2 - 3x + 5$

(d) A **polynomial**: is any algebraic expression containing more than two terms of different positive powers of the same variable or variables.

The highest power of the variables in a polynomial defines the **degree** or **order** of the polynomial.

For example  $x^4 + 2x^3 + 3x^2 - x + 5$  and  $3x^5 - 4x^4 + 2x^3 - x^2 + x + 3$  are examples of polynomials of order 4 and 5 respectively.

A zero degree polynomial is known as a constant e.g  $2x^0 = 2$  is a constant.

The general form of a polynomial order  $n$  is  $a_n x^n + a_{n-1} x^{n-1} + a_{n-2} x^{n-2} + \dots + a_0$

The power of the variable in any term of a polynomial must be **positive**.

For example, an expression of the type  $2x^3 + x^{-1} + \frac{1}{x^2} + 6 + 6$  is not a polynomial because some of the powers of  $x$  are not positive.

Generally, a quadratic polynomial will take the form  $ax^2 + bx + c$ , a cubic polynomial takes the form  $ax^3 + bx^2 + cx + d$  and so on.

### Homogenous Polynomial

A polynomial containing two or more variables are said to be homogenous if every term is of the same degree.

For example,  $xy^2 + x^2y + 3x^3$  and  $3x + 2y - 4z$  are homogenous polynomials of degree 3 and 1 respectively.

$xy^2 + x^2y + 3x^3$ , its equivalent form is  $x^1y^2 + x^2y^1 + 3x^3$ . In every term, the sum of the powers of the variables is equal to 3.

Therefore, this is called a **homogenous polynomial of order 3**.

Similarly, the expression  $3x + 2y - 4z$ , is a homogenous polynomial of first degree

### Exercise 2.1

1. For each of the following write the (i) numerical coefficient (ii) variable part

- |                      |              |
|----------------------|--------------|
| (a) $4y$             | (b) $-6x$    |
| (c) $x$              | (d) $-12ab$  |
| (e) $36x^3y$         | (f) $-15b^2$ |
| (g) $\frac{-3xy}{5}$ | (h) $kc$     |

2. Identify each of the following expression as a monomial, binomial, trinomial or polynomial

- (a)  $5x^3 + x^2 - 3x - 4$   
 (b)  $3ab^2c - 6b$   
 (c)  $4x^2y^2$   
 (d)  $4 - 6ab^2$   
 (e)  $x^2 + y^3$   
 (f)  $a^2b^3 - 25$   
 (g)  $-yx^2z^3$   
 (h)  $2a + 3a^2c - b$   
 (i)  $-5x^2 + 6x + 3$

3. Which of the following are homogenous? State the degree of those that are homogenous.

- (a)  $zx + xy$   
 (b)  $a^2b^2 + 2a + 2b$   
 (c)  $x^3 + y^3 - z^3$   
 (d)  $x^2 - 3xy - 40y^2$   
 (e)  $6x - 5y + 6z$   
 (f)  $ab + ac + bc$   
 (g)  $x^3 + y^3 + z^3 + 3a^2c + 3ac^2$   
 (h)  $2a^2 - 7ab - 30y^2$   
 (i)  $5x^3 + 6x^2y - 7xy^2 + 6y^3$

4. Which of the following are homogenous polynomials? State their degree where possible.

- (a)  $x^2 + y^2 + z^2$   
 (b)  $3xy + zx - 2yz$

- (c)  $x^3 + y^3 - 2x - 2y$   
 (d)  $x^3 + y^2x + z3x$   
 (e)  $x^3 + y^2z - x^2yz$   
 (f)  $a^2b + ab^2 - x^2y + xy^2$

## 2.2 Operations on polynomials

The rule that governs the basic operations on numbers also apply in polynomials. In this unit, we are going to concentrate on addition and subtraction, multiplication and division of polynomials.

### 2.2.1 Addition and subtraction

#### Activity 2.2

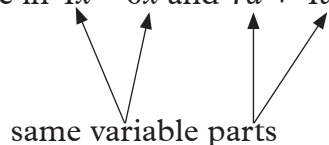
Consider the expressions;

- (i)  $3x^3 - 13x^2 + 4x - 2$   
 (ii)  $x^2 + 3x + 4$   
 (iii)  $5x^2 - 3x + 3$   
 (a) Identify the terms that are alike in (i), (ii) and (iii) and group them together.  
 (b) Combine the sets of terms in (a) above.  
 (c) Simplifying each group to a single term.  
 (d) Now add all the expressions together  
 $(3x^3 - 13x^2 + 4x - 2) + (x^2 + 3x + 4) + (5x^2 - 3x + 3)$

To be able to add or to subtract polynomials you need to identify:

- (i) **Like terms:** These are terms which have the same variables to the same power.

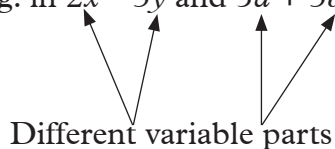
Example in  $4x - 6x$  and  $7a + 4a$



$4x$  and  $6x$  are like terms:  
 and  $7a$  and  $4a$  are like terms.

- (ii) **Unlike terms** - these are terms which either have different variables or same variable to different powers.

e.g. in  $2x - 3y$  and  $5a + 3b$



$2x$  and  $-3y$ ,  $5a$  and  $3b$  cannot combine because the variable parts are different i.e are unlike terms.

$3x^2$  and  $4x$  are unlike terms because they have different powers of  $x$ .

The following are more example of like and unlike terms

- $2a$  and  $3a$  are like terms,  
 $2ab$  and  $4ab$  are like terms,  
 $2a$  and  $5b$  are unlike terms,  
 $2a$  and  $2ab$  are unlike terms,  
 $a$  and  $a^2$  are unlike terms.

When simplifying algebraic expressions, first collect the like terms together. Simplification is usually easier if the positive like terms are separated from the negative ones.

#### Example 2.1

Simplify the expression

$$2x - 4y + 5x - 3y$$

#### Solution

To simplify the expression, you first collect like terms together for example,

$$\begin{aligned} 2x - 4y + 5x - 3y & \\ &= 2x + 5x - 4y - 3y \text{ (like term together)} \\ &= 7x - 7y \text{ (combine like terms)} \\ &= 7x - 7y \text{ (this expression cannot} \\ &\quad \text{be simplified further} \\ &\quad \text{because } 7x \text{ and } -7y \text{ are} \\ &\quad \text{unlike terms)} \end{aligned}$$

**Example 2.2**

Given that  $P$  is a polynomial

$$2x^2 - 3x^2 + 4x - 2 \text{ and}$$

$Q$  is  $x^2 + 3x + 4$ , evaluate:

$$(a) P + Q \quad (b) P - Q$$

**Solution**

$$\begin{aligned} (a) P + Q &= (2x^2 - 3x^2 + 4x - 2) + (x^2 + 3x + 4) \\ &= \underbrace{2x^2 - 3x^2 + x^2}_{\text{Collect like terms together}} + \underbrace{4x + 3x}_{\text{Collect like terms together}} + \underbrace{-2 + 4}_{\text{Collect like terms together}} \\ &= 7x + 2 \\ (b) P - Q &= (2x^2 - 3x^2 + 4x - 2) - (x^2 + 3x + 4) \\ &= 2x^2 - 3x^2 + 4x - 2 - x^2 - 3x - 4 \\ &= 2x^2 - \underbrace{3x^2 - x^2}_{\text{Open the brackets}} + \underbrace{4x - 3x}_{\text{Open the brackets}} - 2 - 4 \\ &= -2x^2 + x - 6 \end{aligned}$$

**2.2.2 Substitution and evaluation****Activity 2.3**

- Consider the polynomial expressions
  - $x^2 + y + 1$
  - $3x^2 + 2y - 3$
- Given  $x = 2$  and  $y = 3$ , solve the expressions.
- Compare your findings with other classmates.

Polynomials can be evaluated numerically if some numerical values are attached to the variable or variables. We use the method of substitution in the given expression and then simplify.

Substitution involves replacing variables, in an algebraic expression, with specific values. The expression may then be evaluated.

**Example 2.3**

If  $x = 3$ ,  $y = -2$  and  $z = 5$ , find the value of

$$(a) xy + z^2 \quad (b) (x + y)(3x - 4z)$$

**Solution**

$$\begin{aligned} (a) xy + z^2 &= 3 \times -2 + 5^2 \\ &= -6 + 25 \\ &= 19 \\ (b) (x + y)(3x - 4z) &= (3 + -2)(3 \times 3 - 4 \\ &\quad \times 5) \\ &= (1)(9 - 20) \\ &= 1 \times -11 \\ &= -11 \end{aligned}$$

**Example 2.4**

Given that  $x = -3$  and  $y = 2$ , find the value of the expressions below:

$$\begin{aligned} (a) 3x - 6y - 4x + 8y \\ (b) 6x^2 - 9x + 6x - 8 \end{aligned}$$

**Solutions**

$$\begin{aligned} (a) \text{ The expression } 3x - 6y - 4x + 8y \text{ has} \\ \text{four terms by combining the like terms,} \\ 3x - 6y - 4x + 8y &= 3x - 4x - 6y + 8y \\ &= -x + 2y \\ \text{When } x &= -3 \text{ and } y = 2 \\ -x + 2y &= -(-3) + 2(2) \\ &\quad \text{substituting for } x \text{ and } y \\ &= 3 + 4 \\ &= 7 \\ (b) 6x^2 - 9x + 6x - 8 &= 6x^2 - 3x - 8 \\ \text{When } x &= -3 \text{ and } y = 2 \\ 6x^2 - 3x - 8 &= 6(-3)^2 - 3(-3) - 8 \\ &= 6 \times 9 + (-3 \times -3) - 8 \end{aligned}$$

$$\begin{aligned}
 &= 54 + 9 - 8 \\
 &= 63 - 8 \\
 &= 55
 \end{aligned}$$

### Exercise 2.2

- In each of the following, pick out the term which is unlike the others.
  - $2x, 4x, 6x, 3x^2, 8x$
  - $m^3, 5m^2, 6m^3, 3m^3, 10m^3$
  - $x^2y, xy, yx^2, 3x^2y, 4yx^2$
  - $3mn, nm, -mn, m^2n, \frac{2}{3}mn$
- Simplify the following expressions.
  - $y + y + y$
  - $n + n - n + n + n - n - n$
  - $f - f + f - f + f$
  - $d + d + d - d - d + d$
- Simplify:
 

(a) $3a + 3a$	(b) $4b - b$
(c) $6z - 2z$	(d) $k - k$
(e) $q + 2q$	(f) $5p + 7p$
(g) $9r - 8r$	(h) $w - 5w$
- Simplify:
  - $5a + a + 3a$
  - $c + 2c + 4c$
  - $3b + 3b + 3b$
  - $5y - 4y + y$
  - $12w - 6w + 6w$
  - $9n - 3n + 2n$
  - $2m + 8m - 4m + m - 2m$
  - $8t - 2t - 3t + 4t - 7t$
- Simplify the following by first collecting like terms together and grouping those with the same signs.
  - $x + y + y + x$
  - $3w + 8w + 9z - 4z$
  - $11n + 11 + n - 10$
  - $4s - 2t + 5t - 3s$
  - $2p - 7 - 4 + 5p$
  - $14b - 9c - 6b$
  - $4m - m + 5n - 4n$
  - $10 - 5d + 2d - 15 + 4d$
- Simplify
  - $x^2 - 3x - 2 + 4x^2 - 2x + 5$
  - $3y^2 - 4y - 6 - 3 - 2y - 3y^2$
  - $(2x^2 - 3x) + (5x - 8)$
  - $(3y^2 - 2y) - (3y + 4)$
- Given that  $x = 4$ ,  $y = 3$  and  $z = 2$ , evaluate;
  - $2x - y + 7$
  - $4x - 2y + 2z$
  - $5x - y - z$
  - $3x - 3y + 4z$
- If  $m = 4$  and  $n = 3$ , evaluate:
 

(a) $3m + 3$	(b) $4m - 5n$
(c) $\frac{1}{2}m + n$	(d) $\frac{1}{4}m - \frac{1}{3}n$
(e) $5m - 5$	(f) $6m + 2n$
(g) $3m - 4n$	(h) $\frac{2}{3}m - n$
(i) $3n^2$	(j) $2mn^2$
(k) $mn - n$	(l) $m(n - m)$
(m) $2m^3$	(n) $\frac{1}{2}mn$
(o) $m^2 - n^2$	
- If  $a = 5$ ,  $b = 9$  and  $c = 1$ , evaluate:
 

(a) $a \div (b + c) + 6$	
(b) $(b - 2c) \div (4a - 2b)$	
(c) $\frac{a^2 - c^2}{b + 3}$	(d) $\left(\frac{3a + c}{3a + c}\right)^2$
- If  $E = \frac{1}{2}mv^2$ , find  $E$  when  $m = 27$  and  $v = \frac{1}{3}$ .
- If  $xy = 5$  and  $y = 2$ , find:
 

(a) $x$	(b) $2(x + y)$
---------	----------------

12. If  $F = 32 + \frac{9}{5}C$ , find the value of  $F$  given that:
- (a)  $C = 20$       (b)  $C = 42$
- (c)  $C = 75\frac{1}{4}$

## 2.2.3 Multiplication of polynomials

### 2.2.3.1 Multiplication of monomials

#### Activity 2.4

Each car has four wheels. Let  $w$  stand for one wheel.

- Write a mathematical expression for the number of wheels for one car.
- Write a mathematical expression with  $w$  and involving multiplication for finding the total number of wheels for 5 cars.
- Simplify the expression in step 2 above.
- Discuss with your partner how to simplify the following expressions:
 

(a)  $4 \times 3b$  (b)  $2a \times 5a^2$  (c)  $6x \times 2y$

(d)  $8d \div 2$  (e)  $12y^2 \div 3y$

(f)  $15m^3n^2 \div 3m^2n$
- Compare your results in step 4 above with those of other classmates.

Study the following facts regarding multiplication. Consider:

$$2 \times 3a \text{ and } (2a)^2$$

(i) We know that  $3 \times a = 3a$

$$\begin{aligned} \text{So, } 2 \times 3a &= 2 \times 3 \times a \\ &= 6a \end{aligned}$$

$$\begin{aligned} \text{Simplify, } 3a \times 2 &= 3 \times a \times 2 = 3 \times 2 \times a \\ &= 6a \end{aligned}$$

$$\text{Thus, } 2 \times 3a = 3a \times 2$$

(ii) We know that  $5 \times 5 = 5^2$ ,

$$\text{So, } a \times a = a^2$$

$$\text{Similarly, } 2a \times 2a = (2a)^2$$

$$\begin{aligned} \text{And } 2a \times 2a &= 2 \times a \times 2 \times a \\ &= 2^2 \times a^2 \\ &= 4a^2 \\ \therefore (2a)^2 &= 4a^2 \end{aligned}$$

#### Example 2.5

Simplify: (a)  $5 \times 2x$       (b)  $3a \times 6b$

(c)  $8p \times 6pq$

#### Solution

$$\begin{aligned} \text{(a) } 5 \times 2x &= 5 \times 2 \times x \\ &= 10 \times x = 10x \\ \text{(b) } 3a \times 6b &= 3 \times a \times 6 \times b \\ &= 18 \times ab \\ &= 18ab \\ \text{(c) } 8p \times 6pq &= 8 \times p \times 6 \times p \times q \\ &= 48 \times p^2 \times q \\ &= 48p^2q \end{aligned}$$

#### Exercise 2.3

Simplify the following:

- (a)  $3 \times 4a$       (b)  $4m \times 5$   
(c)  $6x \times 9$       (d)  $11 \times 3q$
- (a)  $3x \times 2y$       (b)  $2a \times 7b$   
(c)  $8q \times 5p$       (d)  $y \times 8x$
- (a)  $a \times 3ab$       (b)  $2a \times 7ab$   
(c)  $7y \times 4yx$       (d)  $13st \times 11t$
- (a)  $5 \times 2m^2$       (b)  $15pq \times p^2$   
(c)  $(3q)^2 \times pq$       (d)  $3p^2 \times 2q^2$

### 2.2.3.2 Multiplication of a polynomial by a monomial

#### Removing brackets in multiplication of polynomials

Usually, multiplication of polynomials involves removing brackets. The following activity prepares us for multiplication



**Activity 2.5**

1. Open the brackets correctly and simplify the following expressions.

(a)  $4a + (5 + 3a)$  (b)  $4a - (5 - 3a)$

(c)  $4a - 2(5 + 3a)$  (d)  $4a - 2(-3a - 5)$

2. Using your observation remove the brackets in (a)  $a - (b + c)$  (b)  $a - (-b - c)$ .

3. Comment on your answers and compare your results to those of other members of the class.

The terms inside brackets are intended to be taken as one term.

For example,  $9 + (7 + 3)$  means that 7 and 3 are to be added together, and their sum added to 9, so that,

$$9 + (7 + 3) = 9 + 10 = 19$$

$$\text{Also, } 9 + 7 + 3 = 19$$

Hence, the bracket may be removed without changing the result,

$$\text{i.e. } 9 + (7 + 3) = 9 + 7 + 3$$

In general,

$$x + (y + z) = x + y + z$$

Consider the expression  $9 + (7 - 3)$

$$9 + (7 - 3) = 9 + 4 \quad (\text{First subtracting 3 from 7})$$

$$9 + 4 = 13$$

$$\text{Also, } 9 + 7 - 3 = 16 - 3 = 13$$

Hence, the bracket may again be removed without changing the result.

In general,

$$x + (y - z) = x + y - z$$

Consider the expression  $9 - (7 + 3)$

$$9 - (7 + 3) = 9 - 10 \quad (\text{First adding 3 to } = -1 \quad 7) = 10$$

$$\text{Also, } 9 - 7 - 3 = 2 - 3 = -1$$

Hence, in this case, when the bracket is removed, the sign of each term inside the bracket is changed.

$$\text{i.e. } 9 - (7 + 3) = 9 - 7 - 3$$

In general,

$$x - (y + z) = x - y - z$$

**Caution** 

$$9 - 7 + 3 = 2 + 3 = 5$$

Note that this is **not** the same as  $9 - (7 + 3)$ .

This is a common mistake, which must be avoided.

In general,

$$x - (y + z) \neq x - y + z$$

Consider the expression  $9 - (7 - 3)$

$$9 - (7 - 3) = 9 - 4 \quad (\text{First subtracting 3 from 7}) \\ = 5$$

$$\text{Also, } 9 - 7 + 3 = 2 + 3 = 5.$$

Similarly, when the bracket is removed, the sign of each term inside the bracket is changed to the opposite sign,

$$\text{i.e. } 9 - (7 - 3) = 9 - 7 + 3.$$

In general,

$$x - (y - z) = x - y + z$$

**Caution** 

$$9 - (7 - 3) \neq 9 - 7 - 3!$$

$\therefore$  in general,

$$x - (y - z) \neq x - y - z$$

The rules, therefore, are:

1. If there is a positive (plus) sign just before a bracket, the sign of each term inside the bracket is unchanged when the bracket is removed (i.e. when the expression is expanded).
2. If there is a negative (minus) sign just before a bracket, the sign of each term inside the bracket must be changed to the opposite sign when the bracket is removed. Removing the bracket is like multiplying each term by  $-1$

### Example 2.6

Remove the brackets and simplify:

$$(a) \quad 7g + (3g - 4h) - (2g - 9h)$$

$$(b) \quad (6x - y + 3z) - (2x + 5y - 4z)$$

#### Solution

$$\begin{aligned} (a) \quad 7g + (3g - 4h) - (2g - 9h) \\ &= 7g + 3g - 4h - 2g + 9h \\ &= 7g + 3g - 2g + 9h - 4h \\ &= 8g + 5h \end{aligned}$$

$$\begin{aligned} (b) \quad (6x - y + 3z) - (2x + 5y - 4z) \\ &= 6x - y + 3z - 2x - 5y + 4z \\ &= 6x - 2x - y - 5y + 3z + 4z \\ &= 4x - 6y + 7z \end{aligned}$$

**Note:** In (b) above, there is no sign before the first bracket so a positive sign is assumed.

In the expression  $9 \times (7 + 3)$ , the bracket means that 7 and 3 are to be added together, and the result multiplied by 9.

$$\text{Thus, } 9 \times (7 + 3) = 9 \times 10 = 90.$$

$$\text{But } 9 \times 7 + 9 \times 3 = 63 + 27 = 90.$$

$\therefore 9 \times (7 + 3) = 9 \times 7 + 9 \times 3$ , which means that 7 and 3 may each be multiplied by 9 and the products added together.

The multiplication sign is usually omitted, so that  $9(7 + 3)$  means exactly the same as  $9 \times (7 + 3)$ , just as  $a \times b = ab$ .

In general, when expression in a bracket is multiplied by a number in order to remove the brackets, every term inside the bracket must be multiplied by that number.

Thus,

$$a(x + y) = a \times x + a \times y = ax + ay$$

$$\text{and } a(x - y) = a \times x - a \times y = ax - ay$$

### Example 2.7

Remove the brackets and simplify:

$$2(3x - y) + 4(x + 2y) - 3(2x - 3y)$$

#### Solution

$$\begin{aligned} 2(3x - y) + 4(x + 2y) - 3(2x - 3y) \\ &= 2 \times 3x - 2 \times y + 4 \times x + 4 \times 2y - 3 \times 2x \\ &\quad + 3 \times 3y \\ &= 6x - 2y + 4x + 8y - 6x + 9y \\ &= 6x + 4x - 6x + 8y + 9y - 2y \\ &= 4x + 15y \end{aligned}$$

Notice how the signs obey the rules obtained earlier.

When simplifying expressions containing brackets enclosed in other brackets, **remove the innermost bracket first** and collect the like terms (if any) before removing the next outer bracket.

### Example 2.8

Simplify  $\{3y - (x - 2y)\} - \{5x - (y + 3x)\}$

#### Solution

$$\begin{aligned} \{3y - (x - 2y)\} - \{5x - (y + 3x)\} \\ &= \{3y - x + 2y\} - \{5x - y - 3x\} \\ &= \{5y - x\} - \{2x - y\} \\ &= 5y - x - 2x + y \\ &= 6y - 3x \end{aligned}$$

**Note:** Different shapes of brackets are usually used to make the meaning of the hyphen expression easily understood.

### Exercise 2.4

1. Remove the brackets and simplify the following:

- $5(2x + 3)$
- $4(3m - 2n)$
- $7(2b - 3c + 1)$
- $3w(4x - 1)$
- $6(3x - 5y - 1)$
- $2(4r - 3) + 3(s - 1)$
- $3a(2b + c) - 2a(2x + y)$
- $5(c + 4) - 2(3c - 8)$
- $-(x + y) + x$
- $(7a + 5b) - (3a - 10b)$
- $(x - 3y)9y + 2(y^2 - 3xy)$
- $xy(x - xy) - x(xy - x^2)$

2. Write algebraic expressions for the following. Do not remove brackets.

- Add  $a$  to  $2y$  and multiply the result by 4.
- Divide  $12e + 30d - 18$  by 6.
- The product of 3 consecutive even numbers, the largest of which is  $p$ .
- The number by which  $a + b$  exceeds  $a - b$ .

3. Copy and complete the following:

- $m + n - 1 = m + ( \quad )$
- $a - b - c = a - ( \quad )$
- $x - y + z = x - ( \quad )$
- $p - q - r + s = p - ( \quad )$
- $u - v + w + x = u - ( \quad )$
- $x - y + v - w = x - ( \quad )$
- $a + 2b - 2c = a + 2( \quad )$

$$(h) \quad a - 3b - 6c = a - 3( \quad )$$

$$(i) \quad 2a - 8c - 3x - 9z = 2( \quad ) - 3( \quad )$$

$$(j) \quad k^2 + 2kl - 3m^2 + 4mn = k( \quad ) - m( \quad )$$

### 2.2.3.3 Multiplication of a polynomial by a polynomial

We have just learned how to multiply expressions of the form  $a(x+y)$  using integers, and the result generalised.

Remember:

- An expression such as  $a(2x + c)$  means  $a \times (2x) + a \times c = 2ax + ac$
- This skill will help us to multiply two or more polynomials, whatever the number of terms.

Now, consider the expression

$p(x + y)$  we have just seen that:

$p(x + y)$  means  $p \times x + p \times y$

Multiplying  $(a + b)(x + y)$ , suppose we let  $p$  represent  $(a + b)$

So that

$$(a + b)(x + y) = p(x + y) \dots \dots (1)$$

$$= p \times x + p \times y$$

$$= px + py$$

$$= xp + yp \dots (2)$$

Substituting  $(a + b)$  for  $p$  in equation (2)

$$xp + yp = x(a + b) + y(a + b)$$

$$= ax + bx + ay + by$$

$(a + b)(x + y) = ax + bx + ay + by$

This is called a **binomial expansion**.

The result show that each term in one bracket, then the result added.

Thus

$$(a + b)(x + y) = ax + ay + bx + by$$

$$\begin{array}{c} \overbrace{\hspace{1.5cm}} \quad \downarrow \quad \downarrow \\ = ax + bx + ay + by \\ \underbrace{\hspace{1.5cm}} \quad \uparrow \quad \uparrow \end{array}$$



**Exercise 2.5**

## 1. Multiply

- (a)  $(x - 3)(x - 2)$   
 (b)  $(a - 5)(a + 5)$   
 (c)  $(y + 4)(y - 4)$   
 (d)  $(x + 5)(x + 5)$

## 2. Simplify

- (a)  $3(x - 1)(x - 4)$   
 (b)  $(2y^2 - 1)(6y^2 + 7)$   
 (c)  $3(3x + 1)^2$   
 (d)  $2(3y - t)(2y - t)$

3. (a)  $(x^2 - 8)(x^2 - 3)$ 

- (b)  $(ab - 6)(ab + 6)$   
 (c)  $(2x - \frac{1}{2})^2$

4. (a)  $(a - 3)(2a - 2) + 2(2a + 3)(2a - 1)$ 

- (b)  $(3x - 5)^2 - 2(x - 5)(x + 5)$   
 (c)  $3(x - y)^2 - 3(x + y)(x - 2y)$   
 (d)  $(3x - 2)(2x^2 - 2x + 1)$

## 5. Expand and simplify the following

- (a)  $(x + y)(x - y - 2)$   
 (b)  $(3x - 2)(2x^2 - 2x + 1)$   
 (c)  $(2x + 3 - y)^2$   
 (d)  $(a - 2b)(3a^2 - 2ab + b^2)$   
 (e)  $-x(2x - 3x - 1)$   
 (f)  $(x - y - 2)(2x + 3 - y)$

**2.2.4 Division of polynomials****2.2.4.1 Division of a monomial by a monomial****Activity 2.6**

- With your partner, discuss the division rule of indices.
- Consider the polynomial expression  $8x^3y^5 \div 4x^2y^3$ .

3. State the denominator and the numerator of the expression in (2) above.

4. Simplify the expression by cancelling all the common factors.

5. Compare your results with those of other classmates.

Consider a polynomial expression

$$36x^3y^5 \div 9xy^2.$$

To solve the expression, we first identify the numerator and denominator then cancelling the common terms.

The division law of indices is applied i.e.

$$a^m \div a^n = a^{m-n}, a \neq 0$$

$$\frac{36x^3y^5}{9xy^2} = 4x^2y^3 \begin{cases} \frac{36}{9} = 4 \\ \frac{x^3}{x} = x^2 \\ \frac{y^5}{y^2} = y^3 \end{cases}$$

- You can divide the factors in the numerator by the factors in the denominator in any order.

$$\frac{36x^3y^5}{9xy^2} = 4x^2y^3$$

The result of dividing variable parts  $\frac{x^3}{x} = x^{3-1}$

$$= x^2$$

The result of dividing numerical coefficients i.e.  $\frac{36}{9} = 4$

$$\frac{y^5}{y^2} = y^{5-3} = y^2$$

**Activity 2.7**

Divide  $16x^2y^3 + 8xy^2 - 2x^3y^3$  by  $2xy$

- Identify the number of terms in the numerator.
- Divide each term by the divisor.
- State your answer and compare with other classmates.

Consider the division:

$12x^3y^2 - 6xy^2 + 18x^2y$  divided by  $3xy$

- (i) The expression has three terms in the numerator i.e.  $12x^3y^2$ ,  $-6xy^2$ ,  $18x^2y$   
 (ii) dividing each term by the denominator,

$$\frac{12x^3y^2}{3xy^2} = 4x^2y,$$

$$\frac{-6xy^2}{3xy} = -2y, \quad \frac{18x^2y}{3xy} = 6x$$

$$\begin{aligned} \therefore \frac{12x^3y^2 - 6xy^2 + 18x^2y}{3xy} \\ &= \frac{12x^3y^2}{3xy} - \frac{6xy^2}{3xy} + \frac{18x^2y}{3xy} \\ &= 4x^2y - 2y + 6x \end{aligned}$$

### Example 2.13

Simplify  $-12x^3y^2 \div 4xy^2$

#### Solution

$$-12x^3y^2 \div 4xy^2 = \frac{-12x^3y^2}{4xy^2} \quad \begin{array}{l} \text{Divide the coefficients} \\ \frac{-12}{4} = -3 \end{array}$$

$$\begin{array}{l} \text{Divide the variables} \\ \text{part } \frac{x^3}{x} = x^2, \frac{y^2}{y^2} = 1 \\ \frac{-12x^3y^2}{4xy^2} = -3x^2 \end{array}$$

You can use the distributive property to divide a polynomial by a monomial

### Exercise 2.6

1. Evaluate the following

(a)  $\frac{x^7}{x^3}$       (b)  $\frac{4y^2}{2y^2}$       (c)  $\frac{-12x^2}{-4x}$

(d)  $\frac{16y^2}{-4y^2}$       (e)  $\frac{6a^5}{-3a^3}$       (f)  $\frac{-8b^3}{-2b}$

(g)  $\frac{8m^3}{3m^2}$       (h)  $\frac{-12n^2}{-4n^2}$

2. Simplify

(a)  $\frac{2x(-4xy)}{2x^2}$

(b)  $\frac{(3ab)(-4a^2b)}{-12ab^2}$

(c)  $\frac{(-8x^2)(-2x)(-3x)}{-12x^3}$

(d)  $\frac{(-2ax^2)(-6ax)}{-6a^2x}$

(e)  $\frac{8x^2y^2 - 6xy^2 - 18x^2y}{3xy}$

3. Copy and complete the following

(a)  $-6x^2 = ()(-x^2)$

(b)  $10m^5 = (-5m)(\quad)$

(c)  $6x^4 = (-2x^3)(\quad)$

(d)  $-36x^5y^3 = (\quad)(4x^2y)$

(e)  $-24ab^3 = (\quad)(-2ab)$

(f)  $-6x^2y^4 = (-3x^2y)(\quad)$

### 2.2.4.2 Division of a polynomial by a polynomial

#### Activity 2.8

- Through a discussion with your partner divide the polynomial  $x^2 + 9x + 18$  by  $x + 3$   
Hint: Try the long division method.
- Compare your result with those of other classmates.

For the division of one polynomial by another to work, the degree of the dividend must be higher than that of the divisor.

#### Remember:

Like in division of numbers, not all polynomials divide exactly, some will have remainders.

Suppose the polynomial to be divided is denoted by  $f(x)$ , and the divisor by the polynomial  $g(x)$ , we can denote the result of division as,

$$\frac{f(x)}{g(x)} = Q + \frac{R}{g(x)}$$

$$\text{Hence } f(x) = Q \cdot g(x) + R$$



**Exercise 2.7**

1. Arrange each of the polynomials in descending powers of the variable.

- (a)  $-12x^3 + 3x^2 - x^4 + 7x + 10$   
 (b)  $4x^3 - 3x^5 + 6x^2$   
 (c)  $4a + a^2 - 12 + 12a^3$   
 (d)  $4a^5 - 5a + 3a^3 + a^4 - 7a^2$

2. Arrange the following polynomials in descending order, inserting zero for any missing term.

- (a)  $8 + 4x^3 - 2x$   
 (b)  $-3x^3 + 4x^5 - 2x^2 + 7x$   
 (c)  $8x^5 - 3x^2 + 4x^3 - 7$   
 (d)  $7a + 3a^4 - 8a^2$

3. Simplify the following.

- (a)  $(m^2 + 5m) - (m^2 + m)$   
 (b)  $(4x^2 + 6x) - (4x^2 - 10x)$   
 (c)  $(-6x^2 - 3x) - (-6x - 8x)$   
 (d)  $(11x^2 + 0x) - (11x^2 - 10x)$

4. Verify that the statements given in this question are all true.

- (a)  $a^2 - 7a - 18 = (a - 9)(a + 2)$   
 (b)  $b^3 - 8 = (b^2 + 2b + 4)(b - 2)$   
 (c)  $3x^3 - 2x^2 + 16x - 8 = (3x^2 + 4x + 11)(x - 2) + 18$   
 (d)  $3p^2 - 3p + p^3 - 8 = (p^2 + 5p + 7)(p - 2) + 6$

5. Divide the given polynomials and in each case state the quotient and the remainder.

- (a)  $(13x + 14 + 3x^2) \div (x + 2)$   
 (b)  $(t + 20t^2 - 4) \div (4 + 5t)$   
 (c)  $(17a + 14a^2 + 7) \div (2 - 7a)$   
 (d)  $(9 - 16r^2) \div (4r - 3)$   
 (e)  $(x + 2 - 3x^2 - 2x^3) \div (1 + 2x)$   
 (f)  $(a + 2a^4 - 14a^2 + 5) \div (a^2 + 5)$

(g)  $(3y^2 + 4 - 10y) \div (3y - 2)$

(h)  $(3a^3 - 1) \div (a - 1)$

(i)  $(2h^3 + 10 - 13h^2 + 16h) \div (2h - 5)$

**2.2.5 Numerical value of polynomial****Activity 2.9**

- Consider the polynomial  $2x^2 + 3xy^2 + xy$
- Evaluate the polynomial given that  $x = 2$  and  $y = 3$ .
- What do you find as your final answer? Compare with other class members.

Evaluating a polynomial means finding a single numerical value for the expression. In this case, we must be given the numerical values of the variables in the polynomial.

Consider a polynomial

$$a^2b + ab^2 \text{ for } a = -2, b = 3$$

To find the numerical value of the expression, we substitute the values of  $a$  and  $b$  in the polynomial given.

$$\begin{aligned} \text{This gives } & (-2)^2(3) + (-2)(3)^2 \\ & = (4 \times 3) + (-2 \times 9) \\ & = 12 + (-18) \\ & = 12 - 18 \\ & = -6 \end{aligned}$$

**Example 2.17**

Evaluate  $x^4 + 3x^3 - x^2 + 6$  for  $x = -3$

**Solution**

$$\begin{aligned} \text{Substitute all the 'x' for 3} \\ & = (-3)^4 + 3(-3)^3 - (-3)^2 + 6 \\ & = 81 + 3(-27) - (9) + 6 \\ & = 81 - 81 - 9 + 6 \\ & = -3 \end{aligned}$$



**Example 2.18**

Evaluate  $3x^2 - 12x + 4$  for  $x = -2$

**Solution**

Substitute 2 for all the  $x$

$$\begin{aligned} &= 3(-2)^2 - 12(-2) + 4 \\ &= 3(4) + 24 + 4 \\ &= 12 + 24 + 4 \\ &= 40 \end{aligned}$$

**2.3 Algebraic expressions**

Identities are equations that include variables that are always true.

**2.3.1 Definition of algebraic identities and equations****Activity 2.10**

- Find two values of  $x$  for which the equation  $x^2 = -7x - 12$  is true
- Find any two values of  $x$  for which the equation  $(x + 3)(x - 3) = x^2 - 9$  is not true.

Consider the algebraic equations

(a)  $x^2 = 3x - 2$

(b)  $(x + 5)(x - 5) = x^2 - 25$

To find the two values of  $x$  that satisfies the equation:

- There are only two values of  $x$  for which  $x^2 = 3x - 2$  is true

i.e. when  $x = 1$

$$\begin{aligned} \text{LHS} &= x^2 & \text{RHS} &= 3x - 2 \\ &= 1^2 = 1 & &= 3 \times 1 - 2 \\ & & &= 3 - 2 = 1 \end{aligned}$$

When  $x = 2$

$$\begin{aligned} \text{LHS} &= x^2 & \text{RHS} &= 3x - 2 \\ &= 2^2 & &= 3 \times 2 - 2 \end{aligned}$$

$$\begin{aligned} &= 4 & &= 6 - 2 \\ & & &= 4 \end{aligned}$$

Suppose  $x = 3$

$$\begin{aligned} \text{LHS} &= x^2 = 3^2 & \text{and RHS} &= 3x - 2 \\ &= 9 & &= 3 \times 3 - 2 \\ & & &= 9 - 2 = 7 \end{aligned}$$

1 and 2 are the only values of  $x$  that make the equation  $x^2 = 3x - 2$  true

- In the equation  $(x + 5)(x - 5) = x^2 - 25$ , any value of  $x$  makes the statement true. For example

$$\begin{aligned} \text{when } x = 1, \text{ LHS} &= (x + 5)(x - 5) \\ &= (1 + 5)(1 - 5) \\ &= 6 \times -4 \\ &= -24 \end{aligned}$$

$$\begin{aligned} \text{RHS} &= x^2 - 25 \\ &= 1^2 - 25 \\ &= 1 - 25 \\ &= -24 \end{aligned}$$

$\therefore$  LHS equals RHS

Any algebraic statement which is only true for a particular value(s) of  $x$  is called an **equation**.

Therefore  $x^2 = 3x - 2$  is an equation.

$(x + 5)(x - 5) = x^2 - 25$  is an **identity** because it is true for all values of  $x$ .

The symbol  $\equiv$  is usually used to denote an identity in place of  $=$ .

**Note**

If two identities are polynomials of same degree and are equal, then their corresponding terms must be equal.

For example

Suppose  $2x^2 - ax + c = bx^2 + 4x + k$

This means  $2x^2 = bx^2 \Rightarrow b = 2$

$$\begin{aligned} -ax &= 4x \Rightarrow -a = 4 \\ & & & a = -4 \\ & & & c = k \end{aligned}$$

Note that  $c$  and  $k$  are constants since  $x$  is the variable.

Suppose  $f(x)$  and  $g(x)$  are polynomials.

$f(x) \equiv g(x)$  only if:

- (i) they are of the same degree,
- (ii) they have the same number of terms,
- (iii) the coefficients of the corresponding terms are equal.

If  $f(x) = g(x)$ , then  $f(a) = g(a)$  for all  $a$ , and the coefficient of  $x^n$  in  $f(x)$  is equal to coefficient of  $x^n$  in  $g(x)$  for all  $n$ .

### Example 2.19

Given that

$a(x + 3)^2 + b(x - 2) + 1 \equiv 3x^2 + 20x + 24$ ,  
find the values of  $a$  and  $b$ .

### Solution

Since the identity is true for all values of  $x$ , we substitute sample values like (i)  $x = -3$  and (ii)  $x = 2$ , one at a time.

When  $x = -3$ ,

$$a(x + 3)^2 + b(x - 2) + 1 \equiv 3x^2 + 20x + 24$$

Becomes

$$\begin{aligned} a(-3 + 3)^2 + b(-3 - 2) + 1 & \\ & \equiv 3(-3)^2 + 20(-3) + 24 \\ -5b + 1 & \equiv +27 - 60 + 24 \\ & \equiv 51 - 60 \\ -5b & \equiv -9 - 1 \\ -5b & = -10 \\ \therefore b & = 2 \end{aligned}$$

when  $x = 2$ ,

$$\begin{aligned} a(2 + 3)^2 + 2(2 - 2) + 1 & \\ & \equiv 3(2)^2 + 20(2) + 24 \\ 25a + 1 & \equiv 12 + 40 + 24 \\ a & = \frac{75}{25} \\ & = 3 \end{aligned}$$

Alternatively we can find the values of  $a$  and  $b$  by first expanding the left hand side of the identity, and then comparing coefficients of appropriate terms.

$$a(x + 3)^2 + b(x - 2) + 1 \equiv 3x^2 + 20x + 24$$

$$\text{LHS: } a(x^2 + 6x + 9) + b(x - 2) + 1$$

$$ax^2 + 6ax + 9a + bx - 2b + 1$$

$$\text{If } ax^2 + (6a + b)x + 9a - 2b + 1 \equiv 3x^2 + 20x + 24,$$

We can now equate the coefficient of like terms.

Thus:  $a = 3$  ..... the coefficients of  $x^2$  in the two expressions

$$6a + b = 20$$

$$\text{and } 9a - 2b + 1 = 24$$

The first two equations of the coefficient give  $a = 3$  and  $b = 20 - 18 = 2$ .

To confirm that our values of  $a$  and  $b$  are correct, we substitute in the third equation

$$\begin{aligned} \text{LHS } 9a - 2b + 1 & = 9 \times 3 - 2 \times 2 + 1 \\ & = 27 - 4 + 1 \\ & = 24 \end{aligned}$$

$$\therefore a = 3 \text{ and } b = 2$$

### Exercise 2.8

- Given that  $f(x) = ax^3 + ax^2 + bx + 12$  and that  $f(-2) = f(3) = 0$ , find the values of  $a$  and  $b$ .
- If  $f(2) = f(-3) = 0$ , use the identity  $f(x) \equiv x^3 + 2x^2 + ax + b$  to find the values of  $a$  and  $b$ . Hence, the remainder when  $x^3 + 2x^2 + ax + b$  is divided by  $x - 4$ .
- Use the identity  $2ax^2 + 3bx + 4 \equiv (5x + 2)(x + 2)$  to find the value of  $a$  and  $b$ .
- Use the identity  $x^2 + 7x + 12 \equiv (x + a)(x + b)$  to find the value of  $a$  and  $b$ .

5. Find the value of  $a$ ,  $b$  and  $c$  in the identity  
 $2x^2 - x + 1 \equiv a(x - 1)^2 + b(x - 1) + c$
6. If  $x^3 + ax^2 + bx + c \equiv (x + d)^3$  where  $a$ ,  $b$  and  $d$  are constants, express  $ab$  in terms of  $c$ .
7. Find the values of  $a$  and  $b$  given that  
 $a(x + 3)^2 + b(x - 2) + 1 = 3x^2 + 20x + 24$
8. Find the value of  $a$  and  $b$   
 $(x - 2)(x + 3)(x - 4) = x^3 - ax^2 - 2bx + 24$
9.  $(x^2 + 4x + 4)(2x^2 - 5x + 3) = 2x^4 + ax^3 + bx^2 + cx + 12$
10.  $(x + a)(x^2 - bx - 12) = x^3 - 3x^2 - 10x + 24$
11. Given that  $2x^2 - 9x - 15 = ax(x + 3) + b(x + 3)^2 + c(x^2 + 1)$ ,  
 Find the values of  $a$ ,  $b$ , and  $c$

### 2.3.2 Factorisation of polynomials by common factor

#### Activity 2.11

- Consider the following expression  
 (a)  $2a + 2b$       (b)  $3r + 6r^2$   
 (c)  $xy + axy$       (d)  $9x^2y + 15xy^2$
- For each expression above, identify the common factors for both terms and factorise the expression fully.
- Compare your results with those of other classmates.

#### Findings

Expansion means writing a product of polynomials as a sum or a difference of terms, as we did under multiplication of polynomials. For example,

$$\begin{aligned} 2x(x + 2) &= 2x \times x + 2x \times 2 \\ &= 2x^2 + 4x \end{aligned}$$

$$\begin{aligned} ab(a - b) &= ab \times a - ab \times b \\ &= a \times a \times b - a \times b \times b \\ &= a^2b - ab^2 \end{aligned}$$

To **factorise** means to write a sum or difference of terms as a product of polynomial. For example,

$$2x^2 + 4x = 2x(x + 2)$$

$2x$  is the greatest common factor of the two terms.

The number inside the brackets is the result of dividing the two terms by the common factor  $2x$ .

$$a^2b^2 - ab^2 = ab^2(a - 1)$$

$ab^2$  is the greatest /factor of the two terms dividing by the common factor  $ab^2$  gives rise to two factors ( $ab^2$  and  $(a - 1)$ )

Expanding and factorising are reverse operations. For example

$$\text{Expand } 2x(x + 2) = 2x^2 + 4x$$

$$\text{Factorising } 2x^2 + 4x = 2x(x + 2)$$

#### Example 2.20

Factorise each of the following expressions:

(a)  $2ab + 4c$

(b)  $-3b^2 - 9b$

(c)  $3x^3 + 6x^2 - 9x$

#### Solution

(a)  $2ab + 4c$

There are only two terms  $2ab$  and  $4c$ .  
 $2$  is the only common factor between the two terms so

$$2ab = 2(ab) \text{ and } 4c = 2(2c)$$

$$\therefore 2ab + 4c = 2(ab + 2c)$$

(b)  $-3b^2 - 9b$  is a binomial i.e. only two terms

$-3$  is a common factor and  $b$  is another, the greatest common factor is  $-3b$

$$\text{So } -3b^2 \div 3b = b$$

$$\text{And } -9b \div -3b = 3$$

$$-3b^2 - 9b = -3b(b + 3)$$

(c)  $3x^3 + 6x^2 - 9x$  is a trinomial

All the 3 terms have 3 as a common factor

All the 3 terms have  $x$  as a common factor

The greatest common factor is  $3x$

$$\text{So } 3x^3 \div 3x = x^2$$

$$6x^2 \div 3x = 2x$$

$$-9x \div 3x = -3$$

$$3x^3 + 6x^2 - 9x = 3x(x^2 + 2x - 3)$$

### Exercise 2.9

Factorise

- |                      |                  |
|----------------------|------------------|
| 1. $ax + ay$         | 2. $3x + 3z$     |
| 3. $21xy - 6x^2$     | 4. $6x^2 + 15xy$ |
| 5. $9x^2 - 45y^2x^3$ | 6. $4x + 14x^2$  |
| 7. $25x^2 - 15xy^2$  | 8. $8ap + 2aq$   |

Expand the following expression

- |                    |                    |
|--------------------|--------------------|
| 9. $3(x + 4)$      | 10. $-2(8a - 5)$   |
| 11. $(-b)(4b - 1)$ | 12. $-2x(-3x - 5)$ |

Expand and simplify

13.  $2(x + 1) + 3(x + 2)$   
 14.  $3(3y - 5)(2y + 3)$   
 15.  $-x(x + 5) + 5(x - 5)$   
 16.  $t(t - 5) - 5(t - 5)$

### 2.3.3 Factorisation of algebraic expressions by grouping

#### Activity 2.12

Consider the algebraic expression with four terms below:

$$ab - 2a + 3cb - 6c$$

- Factor out the common factor(s) in the expression above.
- Group these terms in pairs such that there is a common factor in each pair.
- Now factorise each of the pairs of terms.

#### Example 2.21

Factorise:

(i)  $3a + 6b + 2a + 4b$

(ii)  $ac + ad + bc + bd$

(iii)  $2ab - xc + bc - 2ax$

(iv)  $3ad + 12bd - 12bc - 3ac$

#### Solution

(i)  $3a + 6b + 2a + 4b$   
 $= \underline{3a + 6b} + \underline{2a + 4b}$   
 (Already paired)

$$= 3(a + 2b) + 2(a + 2b)$$

$[(a + 2b) \text{ is the common factor}]$

$$= (a + 2b)(3 + 2)$$

$$= (a + 2b)5 = 5(a + 2b)$$

(ii)  $ac + ad + bc + bd$

$$= \underline{ac + ad} + \underline{bc + bd}$$

(Already paired)

$$= a(c + d) + b(c + d)$$

$[(c + d) \text{ is the common factor}]$

$$= (c + d)(a + b)$$

$$(iii) 2ab - xc + bc - 2ax = \underline{2ab + bc} - \underline{xc - 2ax}$$

(Pairing)

$$= b(2a + c) - x(c + 2a)$$

$$= b(2a + c) - x(2a + c)$$

[(2a + c) is the common factor]

$$= (2a + c)(b - x)$$

$$(iv) 3ad + 12bd - 12bc - 3ac$$

$$= 3(\underline{ad + 4bd} - \underline{4bc - ac}) \quad [3 \text{ is a common factor}]$$

$$= 3\{d(a + 4b) - c(4b + a)\} \quad [(a + 4b) \text{ is a common factor}]$$

$$= 3\{(a + 4b)(d - c)\}$$

$$= 3(a + 4b)(d - c)$$

Note that in each of the cases (i) to (iv), it is possible to group the terms differently. Try it out!

### Exercise 2.10

Factorise the following expressions completely

1.  $6p + 18q + 27r - 12s$
2.  $8x + 16y - 32n - 64m$
3.  $a^2b^2 + a^3b - ab^3$
4.  $6k + 18k^2l - 27km + 12k^3n$
5.  $4abx - 2x^2c + 2bcx - 4ax^2$
6.  $28m^3n + 70m^2n^2 - 42mn^3$
7.  $6a^2 - 4ab + a$
8.  $ab - 2a + 3cb - 6c$
9.  $e^2 + ef + 2e + 2f$
10.  $2n - 2w + mw - mn$
11.  $5ab - 5bc - 4c + 4a$
12.  $x^2 - xy + 6x - 6y$
13.  $7ab + abk - 7m - mk$
14.  $nx - 6m - 2n + 3mx$
15.  $ay + 3 + y + 3a$
16.  $3ab - 2c - 3bc + 2a$
17.  $mw + 3n - mn - 3w$

$$18. bx - by + 3bx - 3by$$

$$19. 6na - 3bm - 10an + 5mb$$

## 2.4 Quadratic Expression

Earlier in this unit we defined the term algebraic identities in this section we shall deal with special identities called **quadratic identities**.

### 2.4.1 Definition of quadratic expressions

#### Activity 2.13

1. Expand the expressions
  - (a)  $(x + 2)(x + 3)$
  - (b)  $(2a + 1)(3a - 4)$
2. What is the degree of each of the expression that you obtain after expansion.
3. Use a dictionary or internet to identify the name of this type of polynomial and its general form.

An algebraic expression of the type  $ax^2 + bx + c$  where  $a$ ,  $b$  and  $c$  are constants,  $a \neq 0$  and  $x$  is the variable, is called a **quadratic expression**.

Thus,  $x^2 + 5x + 6$ ,  $3x^2 - 5x + 3$ ,  $3x^2 + 5x$ ,  $2x^2 - 16$  are examples of quadratic expressions.

In  $x^2 + 5x + 6$ , the term in  $x^2$  is called the **quadratic term** or simply the **first term**. The term in  $x$ , i.e.  $5x$ , is called the **linear term** or **second term** or **middle term**, and 6, the numerical term or the independent term of  $x$ , is called the **constant term** or **third term**.

In  $3x^2 + 5x$ , the 'missing' constant term is understood to be zero.

In  $2x^2 - 16$ , the 'missing' linear term has zero coefficient.

Three special binomial products appear so often in algebra that their expansions can be stated with minimum computation.

## 2.4.2 Quadratic identities

### 2.4.2.1 Binomial squares

In arithmetic, we know that  $2^2$  means  $2 \times 2 = 4$ ,  $3^2$  means  $3 \times 3 = 9$ , and so on.

In algebra,  $(a + b)^2$  means  $(a + b) \times (a + b)$ .

$$\begin{aligned} \text{Thus, } (a + b)^2 &= (a + b)(a + b) \\ &= a(a + b) + b(a + b) \\ &= a^2 + ab + ba + b^2 \\ &= a^2 + 2ab + b^2 \quad (\text{since } ab = ba) \end{aligned}$$

Also  $(a - b)^2$  means  $(a - b) \times (a - b)$

$$\begin{aligned} \text{Thus, } (a - b)^2 &= (a - b)(a - b) \\ &= a(a - b) - b(a - b) \\ &= a^2 - ab - ba + b^2 \\ &= a^2 - 2ab + b^2 \end{aligned}$$

$(a + b)^2$  and  $(a - b)^2$  are called **squares of binomials** or simply **perfect squares**.

The three terms of the product can be obtained through the following procedure.

1. The first term of the product is the square of the first term of the binomial, i.e.  $(a)^2 = a^2$ .
2. The second term of the product is two times the product of the two terms of the binomial, i.e.  
 $2 \times (a \times b) = 2ab$
3. The third term of the product is equal to the square of the second term of the binomial, i.e.  $(b)^2 = b^2$ .

Thus,

$$(a + b)^2 = a^2 + 2ab + b^2 \text{ and not } a^2 + b^2.$$

This is a common error which must be avoided.

Similarly,

$$(a - b)^2 = a^2 - 2ab + b^2 \text{ and not } a^2 - b^2.$$

The **square of a binomial** always gives a **trinomial**, (i.e. an expression having three terms), also known as a **quadratic expression**.

### 2.4.2.2 A difference of two squares

A third special product comes from multiplying the sum and difference of two similar terms.

Consider the product  $(a + b)(a - b)$ .

$$\begin{aligned} (a + b)(a - b) &= a(a - b) + b(a - b) \\ &= a^2 - ab + ab - b^2 \\ &= a^2 - b^2 \end{aligned}$$

(Since  $ab = ba$ ,

then  $-ab + ba = -ab + ab = 0$ )

This product may be obtained by:

1. Squaring the first term of the factors.
2. Subtracting the square of the second term of the factors.

The result  $(a + b)(a - b) = a^2 - b^2$  is called a **difference of two squares**.

The expansions

$$\begin{aligned} (a + b)^2 &= a^2 + 2ab + b^2 \\ (a - b)^2 &= a^2 - 2ab + b^2, \text{ and} \\ (a + b)(a - b) &= a^2 - b^2 \end{aligned}$$

are known as **quadratic identities**.

These identities can be used to factorise quadratic expressions which are perfect squares as we are going to see later in this unit.

### Use of area to derive the quadratic identities

In this section, we use the idea of area of a rectangle to derive the three identities. This section will help you appreciate that when expanding the algebraic expressions, we are looking for areas of some rectangles and squares.

### Activity 2.14

1. Consider fig. 2.1(a), a square ABCD with sides of length  $(a + b)$ .
2. Find the area of ABCD  $= (a + b)^2$
3. Similarly, fig. 2.1(b) is the same square ABCD [Fig. 2.1 (a)]. In it is a small square AEF G of lengths  $a$ .
4. The square ABCD [Fig. 2.1(b)] can be divided as shown in Fig. 2.1(c).

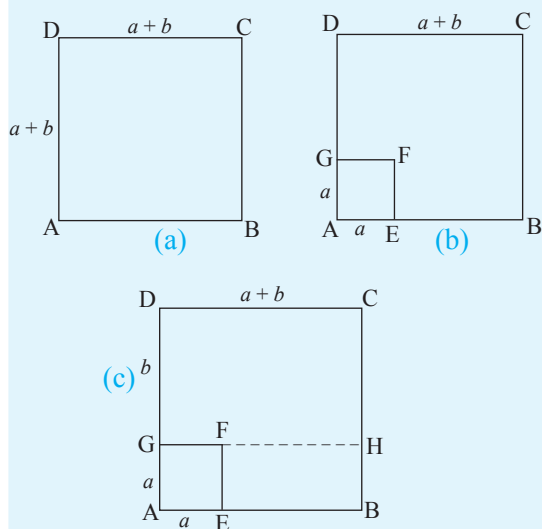


Fig. 2.1

### Discussion

The area of ABCD = Area of AEF G + Area of EBHF + Area of GHCD

$$\text{Area of AEF G} = a^2$$

$$\text{Area of EBHF} = ab$$

$$\text{Area of GHCD} = b(a + b) = ab + b^2$$

$$\begin{aligned} \text{Thus, area of ABCD} &= (a + b)(a + b) \\ &= a^2 + ab + ab + b^2 \\ &= a^2 + 2ab + b^2 \end{aligned}$$

Since area of ABCD  $= (a + b)^2$  (from Fig. 2.1(a))

Then

$$(a + b)^2 = a^2 + 2ab + b^2$$

### Activity 2.15

Consider the following:

1. Fig. 2.2(a), a square ABCD with sides of length  $a$ .
2. Similarly, Fig. 2.2(b) shows the same square ABCD of length  $a$ .

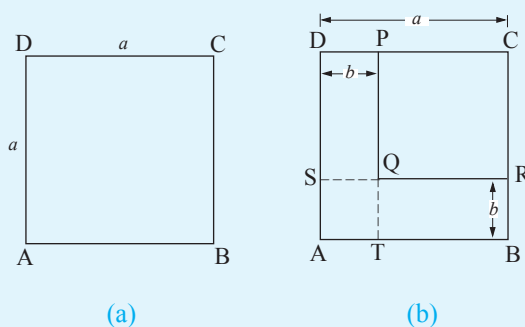


Fig. 2.2

3. PQRC is a square contained in ABCD such that  $DP = SQ = AT = SA = QT = RB = b$

From the activity, we can deduce that, PQRC is a square of length  $(a - b)$ .

$$\text{Area of PQRC} = (a - b)^2 \dots\dots\dots(1)$$

But area of PQRC = Area of ABCD – (Area of DPQS + Area of SQTA + Area of QTBR)

$$\text{Area of ABCD} = a^2$$

$$\text{Area of DPQS} = b(a - b) = ab - b^2$$

$$\text{Area of SQTA} = b^2$$

$$\text{Area of QTBR} = b(a - b) = ab - b^2$$

$$\therefore \text{Area of PQRC} = a^2 - [ab - b^2 + b^2 + ab - b^2]$$

$$= a^2 - (2ab - b^2)$$

$$= a^2 - 2ab + b^2 \dots\dots(2)$$

Hence from equation (1) and (2) we get

$$(a - b)^2 = a^2 - 2ab + b^2$$

### Activity 2.16

- Given that Fig. 2.3(a) below is a rectangle ABCD with sides of length  $(a + b)$  and  $(a - b)$ .
- Find the area of ABCD
- Similarly Fig. 2.3(b) is the same rectangle ABCD in Fig. 2.3(a), with  $PB = b$  hence  $AP = a$ .
- Find the area of Fig. 2.3(b)

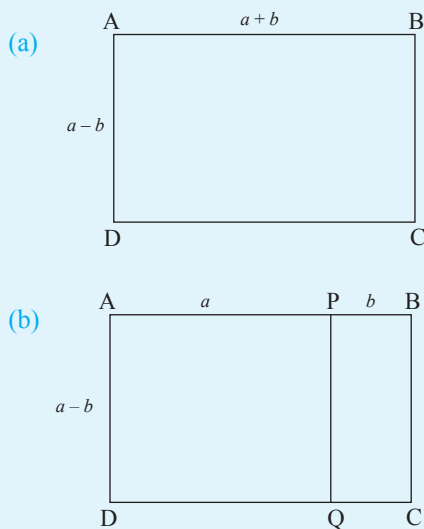


Fig. 2.3

### Discussion

$$\text{Area of APQD} = a(a - b) = a^2 - ab$$

$$\text{Area of PBCQ} = b(a - b) = ab - b^2$$

$$\begin{aligned} \text{Area of ABCD} &= \text{Area of APQD} + \text{Area of PBCQ} \\ &= a^2 - ab + ab - b^2 \\ &= a^2 - b^2 \dots\dots\dots(2) \end{aligned}$$

Comparing equation (1) and (2) we get:

$$(a + b)(a - b) = a^2 - b^2$$

We have seen that given squares of sides  $(a + b)$  and  $(a - b)$  and rectangle of sides  $(a + b)$  and  $(a - b)$ , their areas are given by

$$(a + b)^2 = a^2 + 2ab + b^2$$

$$(a - b)^2 = a^2 - 2ab + b^2$$

$$(a + b)(a - b) = a^2 - b^2$$

The following examples illustrate how to expand binomial products using quadratic identities.

### Example 2.22

Perform the indicated multiplication and simplify.

$$(a) \quad (3x + 2)^2 \quad (b) \quad (4a - 5b)^2$$

#### Solution

$$\begin{aligned} (a) \quad (3x + 2)^2 &= (3x)^2 + 2(3x)(2) + (2)^2 \\ &= 9x^2 + 12x + 4 \end{aligned}$$

$$\begin{aligned} (b) \quad (4a - 5b)^2 &= (4a)^2 + 2(4a)(-5b) + (-5b)^2 \\ &= 16a^2 + (-40ab) + 25b^2 \\ &= 16a^2 - 40ab + 25b^2 \end{aligned}$$

### Example 2.23

Perform the indicated multiplication and simplify.

$$(a) \quad (x + 2y)(x - 2y)$$

$$(b) \quad (3a - b)(3a + b)$$

#### Solution

(a) In  $(x + 2y)(x - 2y)$ , the two factors are  $(x + 2y)$  and  $(x - 2y)$ .

Square of first term is  $(x)^2 = x^2$

Square of second term is  $(2y)^2$  or  $(-2y)^2 = 4y^2$

The difference is  $x^2 - 4y^2$

$$(x + 2y)(x - 2y) = x^2 - 4y^2$$

$$\begin{aligned} (b) \quad (3a - b)(3a + b) &= (3a)^2 - (b)^2 \\ &= 9a^2 - b^2 \end{aligned}$$



**Exercise 2.11**

1. Expand the following expression using the method used in Example 2.21.

(a) (i)  $(a + 1)^2$       (ii)  $(a + 6b)^2$   
 (iii)  $(x + y)^2$       (iv)  $(x + 9)^2$   
 (v)  $(m + n)^2$       (vi)  $(2a + 3b)^2$   
 (vii)  $(3x + 4)^2$       (viii)  $(3m + 2)^2$   
 (ix)  $(4x + 3y)^2$

(b) (i)  $(b - 1)^2$       (ii)  $(r - 3)^2$   
 (iii)  $(x - y)^2$       (iv)  $(4x - 3)^2$   
 (v)  $(5x - 2)^2$       (vi)  $(3x - 12)^2$   
 (vii)  $(5x - 3)^2$       (viii)  $(4z - 3b)^2$   
 (ix)  $(7x - 2y)^2$

2. Expand the following using the method used in Example 2.22.

(a)  $(a + 3)(a - 3)$   
 (b)  $(a + 5)(a - 5)$   
 (c)  $(x - 9)(x + 9)$   
 (d)  $(f + g)(f - g)$   
 (e)  $(2p - 1)(2p + 1)$   
 (f)  $(4x - y)(4x + y)$   
 (g)  $(7 + 2x)(7 - 2x)$   
 (h)  $(2a + 3b)(2a - 3b)$   
 (i)  $(5y + 3)(5y - 3)$   
 (j)  $(4x - 1)(4x + 1)$   
 (k)  $(3x + 4)(3x - 4)$   
 (l)  $(2x - 3y)(2x + 3y)$   
 (m)  $(8 - 3x)(8 + 3x)$   
 (n)  $(3x + 7y)(3x - 7y)$

**2.4.3 Factorising quadratic expressions****2.4.3.1 General methodology of factors in quadratic expressions**

It is easy to see that  $2x^2 - 16 = 2(x^2 - 8)$  and  $3x^2 - 5x = x(3x - 5)$ .

However, it is not easy to see what the factors of  $x^2 + 5x + 6$  are. Our experience in multiplying binomials is of great help here.

Now, consider the product  $(x + 3)(x + 2)$ .  $(x + 3)$  and  $(x + 2)$  are **prime binomial expressions**, since the two terms in each bracket have no common factor.

**Activity 2.17**

- Expand and simplify the expression  $(x + 4)(x - 2)$
- Work back to factorise the expression you have obtained.

Given the expression;

$$(x + 3)(x + 2)$$

Expansion of the expression takes the steps below

$$\begin{aligned} (x + 3)(x + 2) &= x(x + 2) + 3(x + 2) \\ &= x^2 + 2x + 3x + 6 \\ &= x^2 + 5x + 6 \\ &\quad \text{(since } 2x \text{ and } 3x \\ &\quad \text{are like terms).} \end{aligned}$$

This means that  $(x + 3)$  and  $(x + 2)$  are factors of  $x^2 + 5x + 6$ .

$$\Rightarrow x^2 + 5x + 6 = (x + 3)(x + 2) \text{ (in factor form).}$$

Note: In  $x^2 + 5x + 6$ ,

- the coefficient of the quadratic term is 1,
- the coefficient of the linear term is 5, the sum of the constant terms in the binomial factors, and
- the constant term is 6, the product of the constant terms in the binomial factors.

Generally,

In a simple expression like  $ax^2 + bx + c$ , where  $a = 1$ , the factors are always of

the form  $(x + m)(x + n)$ , where  $m$  and  $n$  are constants. Such an expression is factorisable only if there exists two integers  $m$  and  $n$  such that  $m \times n = c$  and  $m + n = b$ .

To factorise a quadratic expression of the form  $ax^2 + bx + c$ , where  $a = 1$ , follow the steps below.

1. List all the possible pairs of integers whose product equals the constant term.
2. Identify the only pair whose sum equals the coefficient of the linear term.
3. Rewrite the given expression with the linear term split as per the factors in 2 above.
4. Factorise your new expression by grouping, i.e. taking two terms at a time.
5. Check that the factors are correct by expanding and simplifying.

### Example 2.24

Factorise  $x^2 + 8x + 12$ .

#### Solution

In this example,  $a = 1$ ,  $b = 8$  and  $c = 12$ .

1. List all the pairs of integers whose product is 12. These are:  
 $1 \times 12$      $3 \times 4$      $2 \times 6$   
 $1 \times -12$      $-3 \times -4$      $-2 \times -6$
2. Identify the pair of numbers whose sum is 8. The numbers are 6 and 2.
3. Rewrite the expression with the middle term split.  
 $x^2 + 8x + 12 = x^2 + 2x + 6x + 12$
4. Factorise  $x^2 + 2x + 6x + 12$  by grouping.  $x^2 + 2x + 6x + 12$  has 4 terms which we can group in twos so

that first and second terms make one group and third and fourth terms make another group.

$$\text{i.e. } \underline{x^2 + 2x} + \underline{6x + 12}$$

In each group, factor out the common factor.

Thus,

$$x^2 + 2x + 6x + 12 = x(x + 2) + 6(x + 2)$$

We now have two terms, i.e.  $x(x + 2)$  and  $6(x + 2)$ , whose common factor is  $(x + 2)$

$$\therefore x^2 + 8x + 12 = (x + 2)(x + 6)$$

(Factor out the common factor  $(x + 2)$ )

$$\text{Check that } (x + 2)(x + 6) = x^2 + 8x + 12.$$

Note: Since all the terms in the example are positive, the negative pairs of factors of 12 in 1 above could have been omitted altogether.

### Example 2.25

Factorise  $y^2 + 2y - 35$ .

#### Solution

The pairs of numbers whose product is  $-35$  are  $-5, 7$ ;  $5, -7$ ;  $1, -35$ ; and  $-1, 35$ .

The only pair of numbers whose sum is 2 is  $-5, 7$ .

$$\begin{aligned} \therefore y^2 + 2y - 35 &= y^2 - 5y + 7y - 35 \\ &= y(y - 5) + 7(y - 5) \\ &= (y - 5)(y + 7) \end{aligned}$$

#### Note:

1. If the third term in the split form of the expression is negative, we factor out the negative common factor.  
e.g.  
 $y^2 + 2y - 35 = y^2 + 7y - 5y - 35$   
 (the third term is negative)

$$= y(y + 7) - 5(y + 7) \text{ (we factor out } -5)$$

$$= (y + 7)(y - 5).$$

2. The order in which we write  $mx$  and  $nx$  in the split form of the expression does not change the answer.

### Exercise 2.12

1. Factorise the following by grouping.

- (a)  $ax + ay + bx + by$   
 (b)  $x^2 + 3x + 2x + 6$   
 (c)  $6x^2 - 9x - 4x + 6$   
 (d)  $x^2 - 3x - 2x + 6$   
 (e)  $cx + dx + cy + dy$   
 (f)  $ax + bx - ay - by$

Factorise the following quadratic expressions:

2. (a)  $x^2 + 4x + 3$   
 (b)  $x^2 + 12x + 32$   
 (c)  $x^2 + 20x + 100$   
 (d)  $x^2 + 11x + 18$   
 (e)  $x^2 + 3x + 2$   
 (f)  $x^2 + 6x + 9$
3. (a)  $x^2 + 5x - 24$       (b)  $x^2 + 2x - 63$   
 (c)  $x^2 + x - 12$       (d)  $x^2 + 2x - 15$   
 (e)  $x^2 + x - 6$       (f)  $x^2 + 5x - 6$
4. (a)  $x^2 - 8x + 15$       (b)  $x^2 - 9x + 14$   
 (c)  $x^2 - 2x + 1$       (d)  $x^2 - 4x + 4$   
 (e)  $x^2 - 10x + 24$       (f)  $x^2 - 6x + 9$
5. (a)  $x^2 - x - 12$       (b)  $x^2 - 5x - 24$   
 (c)  $x^2 - x - 30$       (d)  $x^2 - 3x - 18$   
 (e)  $x^2 - 3x - 10$       (f)  $x^2 - x - 20$

### Further factorisation of quadratic expressions

#### Activity 2.18

Expand and simplify the expression  $(3x + 3)(4x + 1)$

Describe the resulting expression fully.

Relate the binomials  $3x + 3$  and  $4x + 1$  with the result you obtained.

#### Observations

Consider the expression below:

$$(2x + 3)(2x + 7)$$

We can expand the expression as follows:

$$\begin{aligned} (2x + 3)(2x + 7) &= 2x(2x + 7) + 3(2x + 7) \\ &= 4x^2 + 14x + 6x + 21 \\ &= 4x^2 + (14 + 6)x + 21 \\ &= 4x^2 + 20x + 21 \end{aligned}$$

In this example,  $(2x + 3)$  and  $(2x + 7)$  are the factors of  $4x^2 + 20x + 21$ .

In  $4x^2 + 20x + 21$ ,  $a = 4$ ,  $b = 20$ , and  $c = 21$ .  $4x^2 + 20x + 21$  is a quadratic expression of the form  $ax^2 + bx + c$ , where  $a$ ,  $b$ ,  $c$  are constants  $a \neq 1$ .

#### Note:

- $ac = 4 \times 21 = 84$
- $b = 20$
- There is a pair of integers  $m$  and  $n$  such that  $m \times n = ac$  and  $m + n = b$ .  
The pair is 14 and 6.

An expression of the form  $ax^2 + bx + c$  can be factorised if there exists a pair of numbers  $m$  and  $n$  whose product is  $ac$  and whose sum is  $b$ .

**Example 2.26**

Factorise the quadratic expression  
 $6x^2 + 13x + 6$ .

**Solution**

In this example,  $a = 6$ ,  $b = 13$  and  $c = 6$ .

Step 1: Determine if the expression is factorisable.

$$ac = 36.$$

Since all the terms are positive, we will only consider positive values of  $m$  and  $n$ .

Possible pairs of  $m$  and  $n$  are

$$2 \times 18, 3 \times 12, (4 \times 9), 6 \times 6, \\ 1 \times 36$$

Step 2:  $6x^2 + 13x + 6$

$$= 6x^2 + 9x + 4x + 6 \\ \text{(Split middle term)}$$

Step 3:  $= 6x^2 + 9x + 4x + 6$  (Group in pairs)

$$= 3x(2x + 3) + 2(2x + 3) \\ \text{(Factorise the groups)} \\ \text{common factor}$$

Step 4:  $= (2x + 3)(3x + 2)$  (Factor out the common factor)

Step 5: Check if the factors are correct by expanding  $(2x + 3)(3x + 2)$  and simplifying.

**Note:** When you factorise the groups in Step 3, the factors inside the brackets must be identical. If not, then there is a mistake.

**Example 2.27**

Factorise  $12x^2 - 4x - 5$ .

**Solution**

In this example,  $a = 12$ ,  $b = -4$ ,  $c = -5$  and  $ac = -60$ .

By inspection,  $m$  and  $n$  are  $-10$  and  $6$ .

$$\begin{aligned} \therefore 12x^2 - 4x - 5 &= 12x^2 - 10x + 6x - 5 \\ &= 2x(6x - 5) + 1(6x - 5) \\ &\quad \swarrow \quad \searrow \\ &\quad \text{common factor} \\ &= (6x - 5)(2x + 1) \end{aligned}$$

**Note:**

1. If we cannot determine  $m$  and  $n$  by inspection, then we use the procedure of Example 2.26.
2. If  $m$  and  $n$  do not exist, then the expression has no factors.

**Exercise 2.13**

Factorise the following expressions:

1.  $x(x + 1) + 3(x + 1)$
2.  $3(2x + 1) - x(2x + 1)$
3.  $4a(2a - 3) - 3(2a - 3)$
4.  $4b(b + 6) - (b + 6)$
5.  $3y(4 - y) + 6(4 - y)$
6.  $2x^2 + x - 6$
7.  $3a^2 + 7a - 6$
8.  $2x^2 + 3x + 1$
9.  $4x^2 - 2x - 6$
10.  $4y^2 - 4y - 3$
11.  $9b^2 - 21b - 8$
12.  $8x^2 - 10x - 3$
13.  $2x^2 + 6x - 20$
14.  $6x^2 + 5x - 6$
15.  $15a^2 + 2a - 1$
16.  $9a^2 + 21a - 8$
17.  $8b^2 - 18b + 9$
18.  $10a^2 + 9a + 2$
19.  $7x^2 - 36x + 5$
20.  $6x^2 + 23x + 15$

### 2.4.3.2 Factorising perfect squares

#### Activity 2.19

Expand and simplify

(i)  $(x + 4)^2$     (ii)  $(x - 1)^2$

1. How many terms does each expansion have?
2. How does the first term of the result compare with the first term of the given binomial?
3. Describe the third term of the expansion in relation to the second term of the given binomial.
4. Relate the middle term to the two terms of the binomial

Consider the expressions  $(x + 2)^2$  and  $(x - 3)^2$ , expand and simplify them.

Each binomial expansion has three terms:

The first term = the square of the first term of the binomial.

The third term = the square of the second term of the given binomial.

The middle term = twice the product of the two terms of the binomial.

$$\begin{aligned} \text{i.e. } (x + 2)^2 &= (x)^2 + 2(2 \times x) + (2)^2 \\ &= x^2 + 4x + 4 \end{aligned}$$

$$\begin{aligned} (x - 3)^2 &= (x)^2 + 2(x \times -3) + (-3)^2 \\ &= x^2 - 6x + 9 \end{aligned}$$

Just like we have square numbers in arithmetic, we also have square trinomials in algebra.

$$\begin{aligned} \text{Remember } (a + b)^2 &= (a + b)(a + b) \\ &= a^2 + 2ab + b^2 \end{aligned}$$

In this case,  $a^2 + 2ab + b^2$  is a perfect square. It has two identical factors.

If a trinomial is a perfect square,

1. The first term must be a perfect square.
2. The last term must be a perfect square.
3. The middle term must be twice the product of numbers that were squared to give the first and last terms.

#### Example 2.28

Show that the following expressions are perfect squares and give the factor of each.

(a)  $9x^2 + 12x + 4$     (b)  $9x^2 - 30x + 25$

#### Solution

(a)  $9x^2 + 12x + 4$

Condition (1): first term  $9x^2 = (3x)^2$

Condition (2): last term  $4 = (2)^2$

Condition (3): middle term

$$12x = 2(3x)(2)$$

$$\therefore 9x^2 + 12x + 4$$

$$= (3x)^2 + 2(2)(3x) + 2^2$$

$$= (3x + 2)^2$$

(b)  $9x^2 - 30x + 25$

First term  $9x^2 = (3x)^2$

Last term  $25 = (-5)^2$

Middle term  $-30x = 2(-5)(3x)$

$\therefore 9x^2 - 30x + 25$  is a perfect square which factorises to  $(3x - 5)^2$ .

**Note:** In  $9x^2 - 30x + 25$ , middle term of the expression is negative, hence the constant term in the binomial factor must be negative.

**Exercise 2.14**

Show that the following are perfect squares. Hence state their factors.

1.  $x^2 + 8x + 16$
2.  $x^2 + 12x + 36$
3.  $x^2 - 14x + 49$
4.  $y^2 - 6y + 9$
5.  $4x^2 + 20x + 25$
6.  $9x^2 - 42x + 49$
7.  $9x^2 - 6x + 1$
8.  $16x^2 + 24x + 9$
9.  $25x^2 - 40xy + 16y^2$
10.  $144x^2 - 120x + 25$
11.  $4x^2 + 12x + 9$
12.  $36x^2 - 108x + 81$

### 2.4.3.3 Factorising a difference of two squares

**Remember:** We have already seen that  $(a - b)(a + b) = a^2 - b^2$ .

$(a - b)(a + b)$  is the product of the sum and difference of the same two terms. The product always gives a difference of the squares of the two terms.

To factorise a difference of two squares, we reverse the process, i.e. find the factors, given the expression.

In order to use this technique, we must be able to recognise a difference of two perfect squares.

To factorise a difference of two squares, follow the following steps:

Step 1: Confirm that we have a perfect square minus another perfect square.

Step 2: Rewrite the expression in the form  $a^2 - b^2$ .

Step 3: Factorise the expression.

We proceed as in Example 2.11.

**Example 2.29**

Factorise (a)  $x^2 - 9$  (b)  $4x^2 - 25y^2$   
(c)  $3x^2 - 27$

**Solution**

(a) In  $x^2 - 9$ ,  $x^2$  and  $9$  are perfect squares.

$$\begin{aligned}\therefore x^2 - 9 &= (x)^2 - (3)^2 \\ &= (x + 3)(x - 3)\end{aligned}$$

(b) In  $4x^2 - 25y^2$ ,  $4x^2$  and  $25y^2$  are perfect squares.

$$\begin{aligned}\therefore 4x^2 - 25y^2 &= (2x)^2 - (5y)^2 \\ &= (2x + 5y)(2x - 5y)\end{aligned}$$

(c) In  $3x^2 - 27$ ,  $3x^2$  and  $27$  are not perfect squares but they have a common factor.

$$\begin{aligned}\therefore 3x^2 - 27 &= 3(x^2 - 9) \quad (x^2 \text{ and } 9 \\ &\quad \text{are perfect squares}) \\ &= 3[(x)^2 - (3)^2] \\ &= 3[(x - 3)(x + 3)] \\ &= 3(x - 3)(x + 3)\end{aligned}$$

**Note** that in  $3x^2 - 27$ , it was necessary for us to factor out the common factor  $3$  in order to discover the difference of two squares therein. We must not forget to include  $3$  in our answer.

Also note that, an expression of the form  $a^2 + b^2$  is called the sum of two squares, and it has no factors.

**Exercise 2.15**

Factorise the following completely.

1. (a)  $x^2 - 16$  (b)  $x^2 - 4$   
(c)  $x^2 - 25$
2. (a)  $x^2 - 1$  (b)  $36 - a^2$   
(c)  $81 - a^2$
3. (a)  $25 - y^2$  (b)  $x^2 - y^2$   
(c)  $x^2 - 4y^2$
4. (a)  $b^2 - 49$  (b)  $4a^2 - 25b^2$   
(c)  $9x^2 - 49y^2$

5. (a)  $9y^2 - 25x^2$  (b)  $16p^2 - 9q^2$   
 (c)  $4x^2 - 9b^2$
6. (a)  $81x^2 - y^2$  (b)  $p^2 - 25q^2$   
 (c)  $a^2 - 16b^2$
7. (a)  $144x^2 - 121y^2$  (b)  $1 - c^2$   
 (c)  $2x^2 - 8y^2$
8. (a)  $3x^2 - 48y^2$  (b)  $18x^2 - 2$   
 (c)  $20 - 5b^2$
9. (a)  $8x^2 - 32y^2$  (b)  $50 - 2x^2$   
 (c)  $r^4 - 9$
10. (a)  $49x^2 - 64y^4$  (b)  $x^4 - 1$   
 (c)  $a^4b^4 - 16c^4$

### 2.4.4 Applying the quadratic identities

#### Activity 2.20

- Express each of the following as a sum or difference of two numbers which are easy to multiply i.e  $1999 = 2000 - 1 = 1999^2 = (2000 - 1)^2$   
 (a)  $102^2$  (b)  $199^2$   
 (c)  $3002^2$
- Write each of the following as a product of two binomials  
 (i)  $102 \times 99$  (ii)  $106 \times 399$

#### Observation

- You should have observed the following:
  - $102$  can be written as  $100 + 2$   
 $102^2 = (100 + 2)^2$
  - $199 = 200 - 1$   
 $199^2 = (200 - 1)^2$
  - $3002 = 3000 + 2$   
 $(3002)^2 = (3000 + 2)^2$

You can see it would be a lot easier to

use the binomial expression instead of the given number.

$$2. \quad 102 \times 99 = (100 + 2)(100 - 1)$$

$$106 \times 399 = (100 + 6)(400 - 1)$$

We have derived the three quadratic identities:

$$(a + b)^2 = a^2 + 2ab + b^2$$

$$(a - b)^2 = a^2 - 2ab + b^2$$

$$(a + b)(a - b) = a^2 - b^2$$

The following example will show us how the identities can help in making calculations easier.

#### Example 2.30

Find: (a)  $12^2$  (b)  $18^2$  (c)  $102 \times 98$

#### Solution

$$(a) \quad 12 = 10 + 2$$

$$\begin{aligned} \therefore 12^2 &= (10+2)^2 = 10^2 + 2 \times 10 \times 2 + 2^2 \\ &= 100 + 40 + 4 \\ &= 144 \end{aligned}$$

$$(b) \quad 18 = 20 - 2$$

$$\begin{aligned} \therefore 18^2 &= (20-2)^2 = 20^2 - 2 \times 20 \times 2 + 2^2 \\ &= 400 - 80 + 4 \\ &= 324 \end{aligned}$$

$$\begin{aligned} (c) \quad 102 \times 98 &= (100 + 2)(100 - 2) \\ &= 100^2 - 2^2 \\ &= 10\,000 - 4 \\ &= 9\,996 \end{aligned}$$

#### Exercise 2.16

- Use the quadratic identities to calculate the following.
  - $11^2$  (b)  $29^2$  (c)  $67^2$
  - $97^2$  (e)  $21 \times 19$  (f)  $202^2$
  - $501^2$  (h)  $999^2$
  - $1\,003^2$  (j)  $2\,998 \times 3002$

2. Use quadratic identities to find the area of the rectangles whose dimensions are:
- 33 m by 27 m
  - 104 m by 96 m
  - 99 m by 101 m
  - 998 m by 1 002 m

### Unit summary

- Unlike terms:** These are terms which have different variable parts. For example,  $2x$  and  $3y$  are unlike terms.
- Like terms:** These are terms which have exactly the same variable(s) to the same power. For example  $4n$  and  $2n$  are like terms.
- Monomial:** A monomial is an algebraic expression which consists of only one term. For example  $2x$ .
- Binomial:** A binomial is an algebraic expression which contain (or is made up of) two terms only. For example  $3x^2 - 4$ .
- Trinomial:** A trinomial is an algebraic expression which is made up of three terms. For example  $4xy - 3x + 8$ .
- Polynomial:** A polynomial is an algebraic expression containing more than two terms of different powers of the same variable or variables. The general form of a polynomial is  

$$a_n x^n + a_{n-1} x^{n-1} + a_{n-2} x^{n-2} \dots$$
- Degree or order of the variable:** It is defined by the highest power of the variables in a polynomial.
- Homogenous polynomial:** It is an expression containing two or more variables where every term is of the same degree.
- Factorising:** It means to write a sum or difference of terms as a product of polynomial. For example,  
  - $x^2 - 5x + 6 = (x - 2)(x - 3)$
  - $4xy^2 - 2y = 2y(2xy - 1)$
- Quadratic expression:** It is an algebraic expression of the type  $ax^2 + bx + c$  where  $a$ ,  $b$  and  $c$  are constants,  $a \neq 0$  and  $x$  is the variable.
- A difference of two squares:** It is the result of  $(a + b)(a - b) = a^2 - b^2$ .
- Quadratic identities:** These are the expansions;  

$$(a + b)^2 \equiv a^2 + 2ab + b^2$$

$$(a - b)^2 \equiv a^2 - 2ab + b^2, \text{ and}$$

$$(a + b)(a - b) \equiv a^2 - b^2$$
- Substitution:** It involves replacing variables, in an algebraic expression, with specific values.
- Evaluation:** It involves replacing letters in an algebraic expression with given numbers (substitutes) and perform the operation(s).
- In expanding algebraic expressions  
  - $x + (y + z) = x + y + z$
  - $x + (y - z) = x + y - z$
  - $x - (y + z) = x - y - z$
  - $x - (y - z) = x - y + z$
- When expressions in a bracket is multiplied by a member to remove bracket:



- (a)  $a(x + y) = a \times x + a \times y = ax + ay$   
 (b)  $a(x - y) = a \times x - a \times y = ax - ay$
17. In the expansion of polynomials:  
 $(a + b)(x + y) = ax + ay + bx + by$   
 $= ax + bx + ay + by$
18. If  $f(x) = g(x)$ , then  $f(a) = g(a)$  for all  $a$ , and the coefficient of  $x^n$  in  $f(x) =$  coefficient of  $x^n$  in  $g(x)$  for all  $n$ .
19. The difference between two squares is the result of  $(a + b)(a - b) = a^2 - b^2$
20. An expression of the form  $a^2 + b^2$  is called the sum of two squares and has no factors.
4. Given that  $x = 3$ ,  $y = 4$  and  $w = 5$ , evaluate  $\frac{3y - 5w}{w + x}$
5. Given that  
 $(x + 3a)(x - 2b) = 3x^2 + 20x + 24$   
 Find the values of  $a$  and  $b$
6. Factorise completely  
 $3x^2 - 243$
7. Simplify  $8a^2bc^2 \div 4ac$
8. Find the value of  $(a + 2b)^3$  if  $a = -2$  and  $b = 3$
9. Divide  
 (a)  $x - 2 \sqrt{x^3 - 4x^2 + 2x + 5}$   
 (b)  $4x + 3 \sqrt{12x^3 - 4x^2 - 11x^2 - 9x + 18}$

### Unit 2 Test

1. Simplify the expression  
 $5a - 4b - 2[a - (2b + c)]$
2. Factorise  $3x^2 - 2xy - y^2$ .
3. Factorise and simplify:  
 $\frac{2x - 6}{3x + 9}$
10. Given that  
 $(2x + ay)^2 = bx^2 + cxy + 16y^2$   
 Find the values of  $a$ ,  $b$  and  $c$

## 3

# SIMULTANEOUS LINEAR EQUATIONS AND INEQUALITIES

## Key unit competence

By the end of this unit, I will be able to solve problems related to simultaneous linear equations, inequalities and represent the solution graphically.

## Unit outline

- Equation in 2 variables.
- Solving simultaneous equations
- Inequalities

## 3.1 An equation in two variables

### Activity 3.1

1. On a market day, Jean bought some white chicken and some black ones. In total he bought 12 chicken. Choose letters of your choice to represent the total number of chicken in an equation.
2. Lucy bought some oranges and mangoes. Mary bought twice the number of oranges as Lucy and thrice the number of mangoes. If Mary bought, 18 fruits in total, represent her total number of fruits in an equation.

Suppose Erick and Robert together have eight children. How can we express this situation in a mathematical statement?

Since there are two numbers that we do not know, it is natural to use two variables (unknowns).

Thus, if Erick has  $x$  children and Robert has  $y$  children, together they have  $(x + y)$  children. This means that  $x + y = 8$

Table 3.1 below shows possible pairs of numbers which make the above equation true.

$x$	0	1	2	3	4	5	6	7	8
$y$	8	7	6	5	4	3	2	1	0

Table 3.1

In table 3.1 above, for each value of  $x$ , there is a corresponding value of  $y$ . We say that such a pair of numbers **satisfies** the equation or it is a **solution** of the equation.

### Activity 3.2

At a certain point, two small businessmen noted that their bank accounts had 110 and 600 dollars respectively. The first man decided to increase his account by 30 dollars every year for  $n$  years. The second decreased his bank account balance by 40 dollars every year for  $n$  years.

After  $n$  years, the bank balance in each year was  $p$  dollars. Assuming that no other transactions were done in these accounts,

- (i) Express  $p$  in terms of  $n$  in each case
- (ii) Use each equation to make a table of values for  $n$  and  $p$  for each person, for values of  $n$  not more than 10 years.
- (iii) Do you think there will be a time when their bank balances will be equal? If yes, when and how much will it be?
- (iv) How do you describe the relations in (ii) above.



2. Which of the following pairs of numbers satisfy the equation  $3x + 4y = 7$ ?
- (a) (1, 0)                      (b) (1, 1)  
 (c) (5, -2)                    (d) (2, 2)  
 (e) (7, 3)                      (f) (9, -5)
3. If  $x$  and  $y$  represent whole positive numbers, give the first four pairs of numbers which satisfy the equation  $3x + y = 15$ .
4. Copy and complete table 3.4 below for pairs of numbers that satisfy the equation  $x + 3y = 17$ .

x	11				-1	8	-4
y	2	0	-2	5			

Table 3.4

5. If  $x$  and  $y$  are restricted to positive whole numbers, give six pairs of numbers that satisfy each of the following equations:
- (a)  $3x - y = 8$   
 (b)  $x - 2y = 1$
- Is there any pair of numbers that satisfies both equations? If yes, state the pair.

## 3.2 Solving simultaneous equations

### 3.2.1 Graphical solutions of simultaneous equations

#### Activity 3.3

1. Draw on the same axes the graph of the equations.
- $x + y = 4$  ..... (i)  
 $2x + y = 5$  ..... (ii)

2. Read the  $x$  and  $y$  coordinates of the point of intersection of the two lines.
3. Substitute these  $x$  and  $y$  values in each of the equation and test whether they satisfy the equations or not. What do you notice.
4. What can you say about the coordinates of intersection of two graphs in relation to the solutions of the two equalities.

From Activity 3.3, we have seen that linear graphs can be used to determine the values of the variables that satisfy a system of equations. Simultaneous linear equations in two unknowns may be solved by plotting the two straight lines then note the coordinates of the point of intersection. If for example, the coordinates of the point of intersection are (2, 3), then we say the solution of the linear simultaneous equations is  $x = 2, y = 3$ .

Consider the pair of simultaneous equations

$$y + 2x = 6$$

$$x - y = 3$$

Table 3.5 (a) below gives some of the ordered pairs of values that satisfy the equation  $y + 2x = 6$ .

Table 3.5 (b) gives pairs of values for the equation  $x - y = 3$ .

(a)

x	0	1	2	3	4	5	...
y	6	4	2	0	-2	-4	..

(b)

x	0	1	2	3	4	5	...
y	-3	-2	-1	0	1	2	...

Table 3.5

The ordered pair  $x = 3, y = 0$ , i.e. (3, 0) appears in both tables; and it is the only pair that does so. It is the only pair

of values that satisfies both equations simultaneously (i.e. at the same time). Hence, the solution of the simultaneous equations is  $x = 3, y = 0$ .

The result can be obtained by drawing the graphs of the two lines as in Fig. 3.1. The two lines intersect at the point (3, 0). This is the only point that is on both lines.

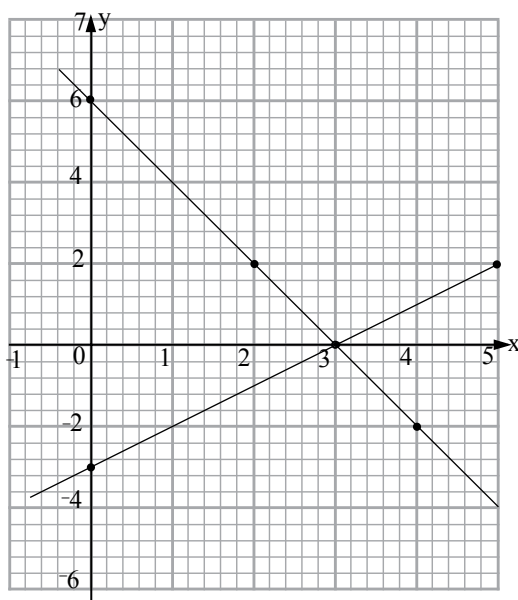


Fig. 3.1

The coordinates of the point at which the lines intersect give the solution of the simultaneous equations they represent.

### Example 3.2

Solve graphically the simultaneous equations

$$x - 2y = -1$$

$$2x - y = 4$$

### Solution

#### Step 1:

Make a table of values for each equation. Three pairs of values are sufficient for each (Table 3.6 (a) and (b)).

$$(a) \quad x - 2y = -1$$

$$(b) \quad 2x - y = 4$$

(a)	x	0	1	3
	y	$\frac{1}{2}$	1	2

(b)	x	0	1	2
	y	-4	-2	0

Table 3.6

#### Step 2:

Choose a suitable scale and plot the points. Draw the lines. Extend if necessary, so that they intersect. Fig. 3.2 shows the graphs of the two lines.

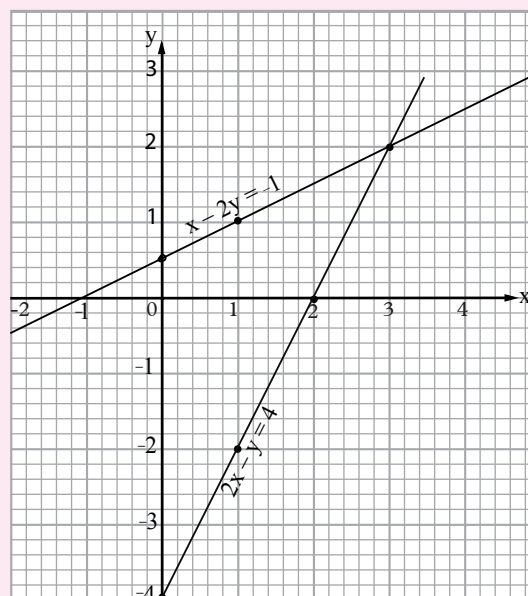


Fig. 3.2

#### Step 3:

Read the coordinates of the point of intersection.

From the graph, the lines intersect at (3, 2). The solution of the simultaneous equations is

$$x = 3, \quad y = 2$$

### Exercise 3.2

Solve graphically the following pairs of simultaneous equations.

1.  $x + y = 3$

2.  $2x = 3 + y$

$y = 3x - 1$

$7x + 2y = 16$

- |   |                     |
|---|---------------------|
| 3. $2x - y = 3$                                 | 4. $3x + 2y = 0$    |
| $2y = -x + 14$                                  | $5x + y = 7$        |
| 5. $y + 1 = 2x$                                 | 6. $3y - x = 4$     |
| $2y + x + 7 = 0$                                | $2x - 5y = -7$      |
| 7. $3x + 4y = 3.5$                              | 8. $2y + 3x = -5$   |
| $7x - 6y = 0.5$                                 | $3y + 2 = x$        |
| 9. $4x - y = 2$                                 | 10. $4x - 2y = 4$   |
| $6x + 4y = 25$                                  | $2x - 3y = 0$       |
| 11. $2x - y = -1$                               | 12. $12x + 6y = 12$ |
| $x - 2y = 4$                                    | $2x - 3y = -2$      |
| 13. $10x - 10y = 3$                             | 14. $x - y = -1$    |
| $2x + 3y = 3.1$                                 | $4x - 8y = 4$       |
| 15. $2y + 2 = 3x - 6$                           | 16. $5x - 2y = 1$   |
| $\frac{y-1}{2} + \frac{x-3}{2} = \frac{x+3}{3}$ | $4x + 3y = -10.7$   |

### Classification of simultaneous equations

#### Activity 3.4

Using a graph paper, draw on separate graphs the pairs of lines whose equations are:

- (a)  $2x - y = -1$   
 $x - 2y = 4$
- (b)  $x - 2y = -1$   
 $2x - 4y = -2$
- (c)  $2x - y = -4$   
 $4x - 2y = 6$

In each case describe completely the resulting graphs

#### Observation

Fig 3.3 shows the graphs of lines whose equations are  $x - 2y = 0$  and  $2x + y = 5$ . The two lines intersect at point (2, 1). thus  $x = 2$  and  $y = 1$  satisfy the two equations

simultaneously. Therefore, we say there is one unique solution to the two equations.

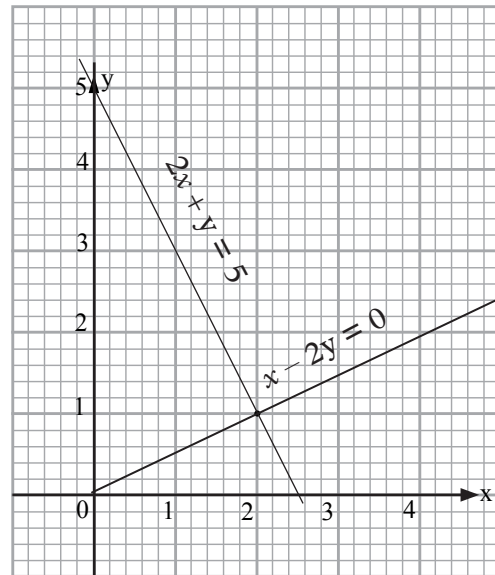


Fig. 3.3

Such a pair of equations is classified as **consistent** and **independent**.

Fig 3.4 shows the graph of the lines whose equations are  $x - 3y = -1$  and  $2x - 6y = -2$ .

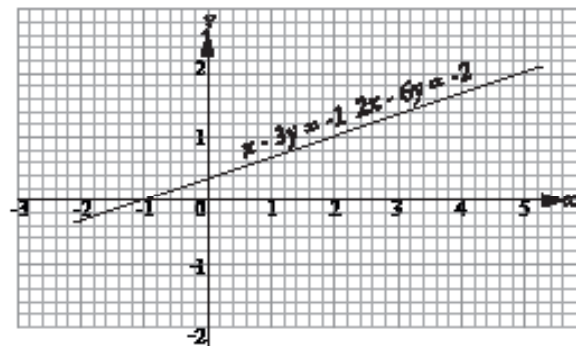


Fig. 3.4

The lines representing the two equations are coincident i.e. all the points on one line lie on the second line. We say that there is an infinite number of solutions to the two equations you should have observed that one equation is a multiple of the other. Such equations are classified as **consistent and dependent**.

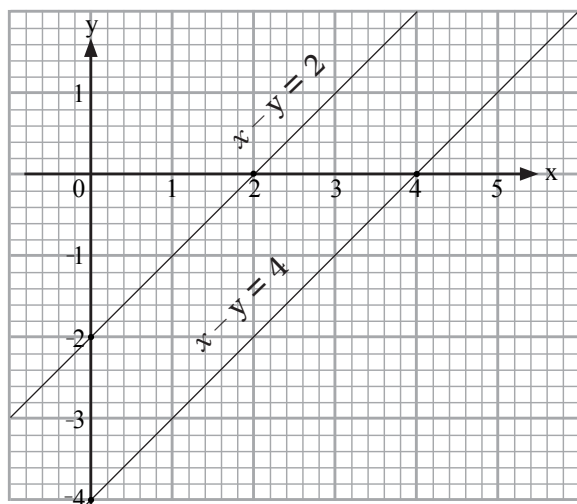


Fig. 3.5

Fig 3.5 above shows the graphs of  $x - y = 4$  and  $x - y = 2$ . The lines do not touch and therefore no value of  $x$  or  $y$  can satisfy both the equations. They have no solutions and therefore are classified as **inconsistent/incompatible**.

Note that the lines are parallel and therefore will never meet. Therefore, no pair of values of  $x$  and  $y$  can satisfy both equations.

### Summary

- (i) Two or more simultaneous equations have a unique solution if the lines representing them intersect.
- (ii) Two equations have an infinite solution if their lines are coincident.
- (iii) Equations have no solutions if the lines representing them are parallel.

### Exercise 3.3

Work in pairs

For each question in this exercise, draw on the same axis and classify the sets of equations. In each case state the values of  $x$  and  $y$  that satisfy the equations

simultaneously, where possible.

1.  $3x + 2y = 6$  and  $x - y = 2$
2.  $2x - 3y = 6$  and  $2x - 3y = -15$
3.  $2x - y = 2$  and  $x + y = 4$
4.  $x + 2y = 6$  and  $x + 2y = 8$
5.  $3x - 2y = 5$  and  $2x - y = -1$
6.  $2x - 3y = 5$  and  $2x - y = -1$
7.  $x - 3y = 4$  and  $x - 3y = 8$
8.  $2x - y = -3$  and  $x = y = 0$
9.  $x - y = +8$  and  $-3x + 3y + 24 = 0$
10.  $y - 2x = -3$  and  $-2y + 4x = 6$

### 3.2.2 Solving simultaneous equations analytically

From the foregoing work, we have seen that simultaneous equations can be solved graphically. However, for some equations it is not possible to obtain a totally accurate graph so that the reading at the point of intersection is not accurate either. Therefore, we use alternative algebraic methods of solving simultaneous equations.

These methods include:

- i. Substitution method
- ii. Elimination method
- iii. Comparison method and
- iv. The Cramer's rule

#### 3.2.2.1 Solving simultaneous equations by substitution method

#### Activity 3.5

Consider the equations:

$$2x + y = 7 \dots\dots (i)$$

$$3x - 2y = 0 \dots\dots (ii)$$

Using equation (i), express  $y$  in terms of  $x$ . In equation form and label this

equation (iii) i.e

$$y = \dots \text{ (iii)}$$

1. Substitute the value of  $y$  (in terms of  $x$ ) from equation (iii) into equation (ii) to have equation (iii) in terms of  $x$  only.
2. Solve equation (iii) to get the exact value of  $x$ .
3. Substitute the exact value of  $x$  in equation (i) or (iii) to get the value of  $y$ .
4. Confirm whether the values of  $x$  and  $y$  satisfy both equations (i) and (ii)
5. What value is given to this method of solving simultaneous equations?

Consider the following equations

$$3x - 5y = 23 \dots \dots \dots (1)$$

$$x - 4y = 3 \dots \dots \dots (2)$$

Using equation (2), add  $4y$  to both sides:

$$x + 4y = 3$$

$$x - 4y + 4y = 3 + 4y$$

$$x = 3 + 4y \dots \dots \dots (3)$$

In equation (3),  $x$  is said to be expressed or solved in terms of  $y$ .

To express the equation  $3x - 5y = 23$  as an equation in one variable, substitute  $(3 + 4y)$  in place of  $x$  in equation (1):

$$3x - 5y = 23 \text{ becomes}$$

$$3(3 + 4y) - 5y = 23$$

$$9 + 12y - 5y = 23$$

$$9 + 7y = 23$$

$$7y = 14$$

$$y = 2$$

Substituting  $y = 2$  in equation (3) we get;

$$x = 3 + 4(2)$$

$$= 3 + 8$$

$$\therefore x = 11$$

Use equation (1) to check that the solutions are correct. This method of solving simultaneous equations is called **substitution method**.

### Example 3.3

Solve the simultaneous equations

$$\frac{x+y}{3} - \frac{x-y}{4} = \frac{2}{3} \dots \dots \dots (1)$$

$$\frac{2x-3}{3} - \frac{2y+3}{4} = \frac{-19}{12} \dots \dots \dots (2)$$

### Solution

Multiply (1) by 12 to remove the denominators.

$$4x + 4y - 3x + 3y = 8$$

$$x + 7y = 8 \dots \dots \dots (3)$$

Multiply (2) by 12 to remove the denominators.

$$8x - 12 - 6y - 9 = -19$$

$$8x - 6y = 2 \dots \dots \dots (4)$$

Using (3), express  $x$  in terms of  $y$ :

$$x = 8 - 7y \dots \dots \dots (5)$$

Substitute (5) in (4) to eliminate  $x$ :

$$8(8 - 7y) - 6y = 2$$

$$64 - 56y - 6y = 2$$

$$64 - 62y = 2$$

$$62y = 62$$

$$y = 1$$

Substitute  $y = 1$  in (5):

$$x = 8 - 7(1)$$

$$= 8 - 7$$

$$x = 1$$

Substitute  $y = 1$  and  $x = 1$  in equation (1) or (2) to check that the solutions are correct.

Solution is  $s = \{(1,1)\}$



**To solve simultaneous equations by substitution method:**

1. First decide which variable is easier to substitute.
2. Using the simpler of the two equations, express the variable to be eliminated in terms of the other i.e. make it the subject of the formulae.
3. Using the other equation, substitute the equivalent for the variable to be removed.
4. Solve for the remaining variable.
5. By substitution, solve for the other unknown.
6. By substitution, check whether your solutions satisfy the equations.

**Exercise 3.4**

In questions 1 to 4, find  $y$  in terms of  $x$ .

1.  $4x - y = 12$       2.  $2x + 5y = 10$   
 3.  $\frac{1}{3}x - 4y = 16$     4.  $3x - \frac{1}{4}y = 10$

In questions 5 to 8, express  $x$  in terms of  $y$ .

5.  $x - 5y = 3$       6.  $9x + 4y = 0$   
 7.  $\frac{1}{3}x = \frac{1}{6}(y - 1)$     8.  $\frac{1}{3}(x - 2) - y = 2$

Use substitution method to solve the following pairs of simultaneous equations.

9.  $a + b = 3$       10.  $w - 2z = 5$   
      $4a - 3b = 5$        $2w + z = 5$   
 11.  $x + y = 0$       12.  $x = 5 - 2y$   
      $2y - 3x = 10$        $5x + 2y = 1$   
 13.  $4x - 3y = 1$     14.  $6a - b = -1$   
      $x - 4 = 2y$        $4a + 2b = -6$   
 15.  $4m - n = -3$     16.  $5q + 2p = 10$   
      $8m + 3n = 4$        $3p + 7q = 29$   
 17.  $\frac{1}{v} + \frac{1}{u} = \frac{1}{5}$     18.  $2s - 4t = 8$   
      $\frac{1}{v} - \frac{1}{u} = \frac{2}{5}$        $3s - 2t = 8$

19.  $2x - 4y + 10 = 0$     20.  $\frac{1}{2}a - 2b = 5$   
      $3x + y - 6 = 0$        $\frac{1}{2}a + b = 1$

21.  $\frac{2y}{5} + \frac{z}{3} = 2\frac{2}{3}$     22.  $\frac{a-1}{2} + \frac{b+1}{5} = \frac{1}{5}$   
      $y = 2(z + 1)$        $\frac{a+b}{3} = b - 1$

**3.2.2.2 Solution of simultaneous equations by elimination method**

Sometimes the substitution method gives rise to awkward fractions when attempting to express one variable in terms of the other. In such a situation it is advisable to use the method of addition or subtraction of the given equations. This method is also called the elimination method.

**Activity 3.6**

Consider the equations

$3x - 2y = 11$ .....(1)

$5x + 2y = 29$ .....(2)

(i) Add the left hand sides of equations (1) and (2).

(ii) Add the right hand sides of equations (1) and (2).

(iii) Equate the results of (i) and (ii) above to obtain equation (3). What do you notice?

(vi) Solve equation (3).

(v) By substitution use the solution of equation (3) to obtain equation (4).

(vi) Solve equation (4).

Summaries to your findings

From activity 3.6 above you should have observed the following:

Since left hand side of each equation equals its right hand side, adding left hand sides of (1) and (2) equals the result of adding the corresponding right hand side i.e.  $3x - 2y = 11$

$$5x + 2y = 29$$

$$8x + 0 = 40$$

In doing this addition, the term in  $y$  disappears leaving a simple equation in  $x$

$$\text{Thus } 8x = 40$$

$$x = \frac{40}{8} = 5$$

Substituting 5 for  $x$  in equation 1,

$$3x - 2y = 11 \text{ becomes}$$

$$3(5) - 2y = 11$$

$$15 - 2y = 11$$

$$-2y = -4$$

$$y = \frac{-4}{-2} = 2$$

The solution is  $x = 5, y = 2$

This process of getting rid of one of the variables is called **elimination** method.

Now consider the equations

$$2x - 5y = 27 \dots\dots\dots(1)$$

$$2x + 3y = 3 \dots\dots\dots(2)$$

Follow steps similar to the ones used in the above activity to eliminate one of the variables and summarise your findings.

### Observations

In the equations, we can eliminate the terms in  $x$  by subtraction.

$$2x - 5y = 27 \dots\dots\dots(1)$$

$$2x + 3y = 3 \dots\dots\dots(2)$$

$$-8y = 24$$

By subtraction, the term in  $x$  disappears so  $-8y = 24$

$$y = \frac{24}{-8}$$

$$y = -3$$

Substituting  $-3$  for  $y$  in equation (2)

$$2x + 3y = 3 \text{ becomes}$$

$$2x + 3(-3) = 3$$

$$2x - 9 = 3$$

$$x = \frac{12}{2} = 6$$

The solution is  $x = 6, y = -3$

To use elimination method,

1. Decide which unknown is easier to eliminate.
2. Solve for the remaining unknown.
3. When one unknown has been found, obtain the other by substituting in the easier of the original equations.

### Example 3.4

Solve the simultaneous equations

$$3x + 2y = 12 \dots\dots\dots(i)$$

$$4x - 2y = 2 \dots\dots\dots(ii)$$

### Solution

If we add equation (i) and (ii), we get a simpler equation in one unknown. We do this by adding LHS of equation (i) to the LHS of equation (ii) and the RHS of equation (i) to RHS of equation (ii).

Thus,

$$3x + 2y = 12$$

$$+ 4x - 2y = 2$$

$$\hline 7x = 14$$

$$x = 2$$

In any of the original equations, we can use 2 instead of  $x$ , i.e. we can substitute 2 for  $x$  to get the value of  $y$ .

Using equation (1),

$$3x + 2y = 12 \text{ becomes } 3 \times 2 + 2y = 12$$

$$6 + 2y = 12$$

$$2y = 6$$

$$y = 3$$

The solutions of the simultaneous equations are therefore  $x = 2$  and  $y = 3$  or

Solution is  $s = \{(2,3)\}$

**Example 3.5**

Solve the simultaneous equations

$$2x + 4y = -12 \dots\dots\dots (i)$$

$$5x + 4y = -33 \dots\dots\dots (ii)$$

**Solution**

We do this by subtracting LHS of equation (ii) from LHS of equation (i) and the RHS of equation 2 from RHS of equation (i).

If we subtract equation (ii) from equation (i) we get a simple equation in one unknown.

$$\begin{array}{r} \text{Thus, } 2x + 4y = -12 \\ - 5x + 4y = -33 \\ \hline -3x = 12 \\ \frac{3x}{-3} = \frac{21}{-3} \\ x = -7 \end{array}$$

To make the given equations true,  $x$  must be equal to  $-7$ .

Now, in equation (i) or (ii) we use  $-7$  instead of  $x$  to solve for  $y$ .

Thus,

$$2x + 4y = -12 \text{ becomes}$$

$$(2 \times -7) + 4y = -12$$

$$\text{i.e. } -14 + 4y = -12$$

$$4y = 2$$

$$y = \frac{1}{2}$$

Use  $-7$  for  $x$  in equation (2) and confirm that  $y = \frac{1}{2}$ .

$$\text{Solution is } s = \left\{(-7, \frac{1}{2})\right\}$$

In Examples 3.4 and 3.5 we were able to get rid of one of the variables by addition or subtraction, because the coefficients of one of the unknowns in both equations had either the same sign or opposite sign. You should note that if the coefficients of the variable to be eliminated have the same sign, we subtract the equations, otherwise add the equations. This method of getting

rid of one of the variables by addition or subtraction is known as the **elimination method**.

**Exercise 3.5**

In this exercise, examine each of the pairs of equations carefully, and decide when to add and when to subtract. Then solve the simultaneous equations.

- |                    |                     |
|--------------------|---------------------|
| 1. $3x - y = 8$    | 2. $5x - y = 18$    |
| $x + y = 4$        | $3x + y = 14$       |
| 3. $3x - 2y = 0$   | 4. $4x - 3y = 16$   |
| $x - 2y = -4$      | $2x + 3y = 26$      |
| 5. $x + 2y = 11$   | 6. $3x + 2y = 12$   |
| $x - 2y = 3$       | $4x + 2y = 2$       |
| 7. $3a - 2b = 11$  | 8. $r - s = 1$      |
| $2a - 2b = 10$     | $-r - s = 13$       |
| 9. $2m - n = 11$   | 10. $5x + 3y = 9$   |
| $3m + n = 49$      | $-5x + 2y = 1$      |
| 11. $7x - 2y = 29$ | 12. $10x - 3y = 36$ |
| $7x + y = 38$      | $x + 3y = 18$       |
| 13. $5x - 6y = 16$ | 14. $x + 6y = -5$   |
| $7x + 6y = 44$     | $x - 9y = 0$        |
| 15. $6x + 4y = 24$ | 16. $5x + 3y = 77$  |
| $7x - 4y = 2$      | $15x - 3y = 3$      |

**Solving complex simultaneous equations by elimination method**

Sometimes it may not be obvious which unknown to eliminate or how to eliminate. Consider the equations:

$$3x - 2y = 8$$

$$x + 5y = -3$$

In this pair of equations, we cannot eliminate any variable by simple addition or subtraction.

We must first make the coefficient of  $x$  or  $y$  the same in both cases. Then we may be able to add or subtract as before.

The examples that follow illustrate this process.

**Example 3.6**

Use elimination method to solve the simultaneous equations

$$3x - 2y = 8$$

$$x + 5y = -3$$

**Solution**

In this case we choose to eliminate  $x$ .

$$3x - 2y = 8 \dots\dots\dots (i)$$

$$x + 5y = -3 \dots\dots\dots (ii)$$

Leave (i) as it is:  $3x - 2y = 8 \dots (i)$

Multiply (ii) by 3:  $3x + 15y = -9 \dots (iii)$

Subtract (iii) from (i)  $\underline{-17y = 17}$

$$y = -1$$

Use  $-1$  instead of  $y$  in (i)

$$3x - 2(-1) = 8$$

$$3x + 2 = 8$$

$$3x = 6$$

$$x = 2$$

Check in equation (i):

$$LHS = 2 + 5(-1) = 2 - 5 = -3, RHS = -3$$

**Example 3.7**

Solve the simultaneous equations

$$3x + 4y = 10 \dots\dots\dots (i)$$

$$2x - 3y = 1 \dots\dots\dots (ii)$$

**Solution**

Let us eliminate  $y$  in this case.

Multiply (i) by 3:  $9x + 12y = 30 \dots (iii)$

Multiply (ii) by 4:  $+8x - 12y = 4 \dots (iv)$

Add (iii) to (iv):  $\underline{17x = 34}$

$$x = 2$$

Substitute  $x = 2$  in (i):  $3 \times 2 + 4y = 10$

$$6 + 4y = 10$$

$$4y = 4$$

$$y = 1$$

Check in equation (ii):

$$LHS = (2 \times 2) - (3 \times 1) = 4 - 3 = 1,$$

$$RHS = 1$$

$$\text{Solution is } s = \{(2, 1)\}$$

**Example 3.8**

Solve the simultaneous equations

$$2x + 7y = 15$$

$$5x - 3y = 19$$

**Solution**

$$2x + 7y = 15 \dots\dots\dots (i)$$

$$5x - 3y = 19 \dots\dots\dots (ii)$$

Eliminate  $x$ :

$$(i) \times 5: 10x + 35y = 75 \dots\dots\dots (iii)$$

$$(ii) \times 2: 10x - 6y = 38 \dots\dots\dots (iv)$$

$$(iii) - (iv): 41y = 37$$

$$y = \frac{37}{41}$$

Note that since  $y$  is a fraction, substituting  $y = \frac{37}{41}$  in equation (i) or (ii) would make work more difficult. We obtain  $x$  by eliminating  $y$  (as was done for  $x$ ) i.e.

$$(i) \times 3: 6x + 21y = 45 \dots\dots\dots (v)$$

$$(ii) \times 7: 35x - 21y = 133 \dots\dots\dots (vi)$$

$$(iii) + (vi): 41x = 178$$

$$\therefore x = \frac{173}{41} = 4 \frac{14}{41}$$

Hence, the solution is  $x = 4 \frac{14}{41}, y = \frac{37}{41}$

$$\text{Solution is } s = \{(4 \frac{14}{41}, \frac{37}{41})\}$$

To solve simultaneous equations by elimination method:

1. Decide which variable to eliminate.
2. Make the coefficients of the variable the same in both equations.
3. Eliminate the variable by addition or subtraction as is appropriate.

4. Solve for the remaining variable.
5. Substitute your value from 4 above in any of the original equations to solve for the other variable.

### Exercise 3.6

Solve the simultaneous equations.

1.  $3x + 2y = 16$   
 $2x - y = 6$
2.  $2x - y = 7$   
 $5x - 3y = 16$
3.  $2x + 3y = 27$   
 $3x + 2y = 13$
4.  $3x + 2y = 13$   
 $2x + 3y = 12$
5.  $x = 5 - 2y$   
 $5x + 2y = 1$
6.  $x + y = 0$   
 $2y - 3x = 10$
7.  $3x + y = 12$   
 $2x - 3y = 8$
8.  $4y - x = 7$   
 $3y + 4x = -9$
9.  $5n + 2m = 10$   
 $3m + 7n = 29$
10.  $2x - 4y = 8$   
 $3x - 2y = 8$
11.  $2x + 3y = 600$   
 $x + 2y = 350$
12.  $6a - b = -1$   
 $4a + 2b = -6$
13.  $w - 2z = 5$   
 $2w + z = 5$
14.  $2x - 4y = -10$   
 $3x + y - 6 = 0$
15.  $9x + 3y = 4$   
 $3x - 6y = -1$
16.  $2x - y = 6$   
 $3x + 2y = 18$
17.  $3x - 4y = -5$   
 $2x + y = 6$
18.  $2x - 7y = -10$   
 $9y + 5x = 6$

#### 3.2.2.3 Comparison method

We have just learned to solve simultaneous equations graphically, by substitution and by elimination methods. Another method of solving simultaneous equation is the **comparison method**.

#### Activity 3.7

Consider the equations (i)  $x + y = 5$  (i)  
(ii)  $2x - y = 4$  (ii)

1. Using equation (i)  $x + y = 5$ , solve for  $x$  in terms of  $y$  to obtain equation (iii)

2. Solve for  $x$  in terms of  $y$  using the equation (ii)  $2x - y = 4$  to obtain equation (iv)
3. Equate equation (iii) to equation (iv) to obtain equation (v)
4. Now solve equation (v) to obtain the value of  $y$ .
5. Using the value of  $x$  in equation (i) find the value of  $x$

Consider the equation  $x + y = 6$  (i)  
 $x - y = 2$  (ii)

We can solve these equations using the substitution method twice as was demonstrated in activity 3.7 above. Using equation (i) find  $y$  in terms of  $x$

$$x + y = 6 \dots\dots (i)$$

$$y = 6 - x \dots\dots (iii) \dots\dots$$

solve for  $y$  in terms of  $x$

$$x - y = 2 \dots\dots (ii)$$

$$-y = 2 - x$$

$$y = x - 2 \dots\dots (iv)$$

solve for  $y$  in terms of  $x$

$$6 - x = x - 2 \dots\dots$$

Comparing the values of  $y$  in terms of  $x$

$$-2x = -8$$

$$x = -8 \div -2 = 4$$

Using equation (i) substitute 4 for  $x$  to find  $y$

$$4 + y = 6$$

$$y = 2$$

$\therefore$  Solution set is  $(x, y) = \{(4, 2)\}$

#### Note:

The equation  $x + y = 6$  and  $x - y = 2$  can also be solved simultaneously using the approach of intersecting lines.

This method makes the following assumptions

- (i) The lines represented by  $x + y = 6$  and  $x - y = 2$  are distinct and intersect at only one point
- (ii) The variables  $x$  and  $y$  are real numbers.

Let any ordered pair  $(x, y)$  lie on the line  $L_1$   $x + y = 6$  be defined as

$$l_1: x + y = 6, (x, y) \in (\text{Real numbers})$$

In  $L_1$ ,  $y = 6 - x$  hence, the ordered pair  $(x, y) = (x, 6 - x)$

Similarly let any ordered pair  $(x, y)$  that lies on  $l_2$   $x - y = 2$ , be defined as

$$l_2: x - y = 2, (x, y) \in (\text{Real numbers})$$

In this case  $x - y = 2$  hence the ordered pair  $(x, y) = (x, x - 2)$

At the point of intersection,

$$(x, x - 2) = (x, 6 - x)$$

$$\Rightarrow x - 2 = 6 - x \quad \text{But, } x + y = 6$$

$$2x = 8 \quad 4 + y = 6$$

$$x = 4 \quad y = 2$$

The solution is  $s = \{(4, 2)\}$

### Example 3.9

Use the method of comparison to solve the equation

$$x - 2y = 9$$

$$3y - x = -11$$

#### Solution

$$\text{Let } x - 2y = 9 \dots\dots\dots (i)$$

$$-x + 3y = -11 \dots\dots\dots (ii)$$

And the variables to compare be

$$\text{From equation (i) } x = 9 + 2y \dots\dots\dots (iii)$$

$$\text{Equation (ii) } x = 11 + 3y \dots\dots\dots (iv)$$

Comparing (iii) and (iv)

$$9 + 2y = 11 + 3y$$

$$2y - 3y = 11 - 9$$

$$-y = 2$$

$$y = -2$$

Using equation (iii),  $x = 9 + 2y$

$$\text{When } y = -2, x = 9 + 2(-2)$$

$$= 9 - 4$$

$$x = 5$$

$$(x, y) = (5, -2) \Rightarrow x = 5, y = -2$$

Solution is  $s = \{(5, -2)\}$

### Exercise 3.7

Use the comparison method to solve the simultaneous equations. All variables represent real numbers.

1. Solve for  $x$  in terms of  $y$  in

(a)  $x + 2y = 6$

(b)  $x - 3y = 4$

(c)  $3x - 6y = 2$

(d)  $2x - y = 6$

2. Solve for  $y$  in terms of  $x$  in:

(a)  $x + y = 4$

(b)  $3x - y = 2$

(c)  $2y - x - 8 = 0$

(d)  $2x = y + 4$

3. Use the method of comparison to solve the simultaneous equations.

(a)  $2y = 2x - 2$

$$2y = 4x - 6$$

(b)  $x = -2y + 3$

$$x = 3y - 7$$

(c)  $y = -3 - 2x$

$$y = 2x - 1$$

4. Solve by comparison method

(a)  $3x = y + 11$

$$y = x - 5$$

(b)  $5x - y = -13$

$$y - 3x = 9$$

$$\begin{aligned} \text{(c)} \quad & 3y + 2 = x \\ & x + 2y = 8 - y \\ \text{(d)} \quad & x + 3y = 3 \\ & 2y - x - 3 = 0 \end{aligned}$$

5. Solve the simultaneous equations:

$$\begin{aligned} \text{(a)} \quad & 2x = 3y + 2 \\ & 2x = 6 + y \\ \text{(b)} \quad & 3 - y = 3x \\ & 3x = 2y + 3 \\ \text{(c)} \quad & 2x + 16 = 4y \\ & 4y - 3x = 18 \\ \text{(d)} \quad & 2x - 5 = 3y \\ & 5x - 2y = 18 \end{aligned}$$

6. Two lines are given by  $2x + y = 5$  and  $4x - y = 1$ . Find the coordinates of the point of intersection. Hence state the solutions of the simultaneous equations  $2x + y = 5$  and  $4x - y = 1$

7. Solve the simultaneous equations:

$$\begin{aligned} \text{(a)} \quad & 2y + 3x = -5 \\ & 3y + 2 = x \\ \text{(b)} \quad & 12x + 6y = 12 \\ & 2x - 3y = -2 \end{aligned}$$

### 3.2.2.4 Cramer's rule

#### Activity 3.8

- Research the following from reference books and the internet.
  - Matrix and the order of matrix.
  - The notation of representing a matrix
  - How to work out the determinant of  $2 \times 2$  matrix.
- Discuss with your partner how to calculate the determinant of the matrix  $\begin{pmatrix} 4 & -1 \\ 3 & 2 \end{pmatrix}$

Consider the equation;

$$x - 3y = 4 \dots\dots\dots \text{(i)}$$

$$5x + 7y = 8 \dots\dots\dots \text{(ii)}$$

This set of equations can also be referred to as a system of equation of order  $2 \times 2$ .  $2 \times 2$  means two equations with two unknown.

Using a given system, we can use the coefficients of the unknowns to obtain a pattern of numbers enclosed within a pair of brackets. For example, using the equations.

$$x - 3y = 4$$

$$5x + 7y = 8$$

The coefficients of  $x$  and  $y$  are 1 and 5, and  $-3$  and 7 in the two equations respectively.

The pattern of numbers.  $\begin{bmatrix} 1 & -3 \\ 5 & 7 \end{bmatrix}$  is called the coefficients matrix.

*The coefficients of equations in matrix form*

A matrix is made up of rows and columns

$$\begin{array}{ccc} \text{i.e. } \begin{pmatrix} 1 & -3 \\ 5 & 7 \end{pmatrix} & \longleftarrow & \text{Row 1} \\ & \longleftarrow & \text{Row 2} \\ & \uparrow \uparrow & \\ & \text{Column 1} & \text{Column 2} \end{array}$$

The numbers in a matrix of coefficients can be combined using operations such as multiplication and subtraction to obtain a special value that we can use to solve a system of equation.

The value is called a *determinant*.

Consider the system of equations

$$a_1x + b_1y = c_1$$

$$a_2x + b_2y = c_2$$

Given that  $a_1, a_2, b_1, b_2, c_1$  and  $c_2$  are constants,

The coefficients of  $x$  are  $a_1, a_2$

The coefficients of  $y$  are  $b_1, b_2$

The coefficient matrix is  $\begin{pmatrix} a_1 & b_1 \\ a_2 & b_2 \end{pmatrix}$

$\begin{vmatrix} a_1 & b_1 \\ a_2 & b_2 \end{vmatrix}$  denotes the determinant  
of the matrix.

$$\begin{vmatrix} a_1 & b_1 \\ a_2 & b_2 \end{vmatrix} = a_1b_2 - a_2b_1$$

The difference  $a_1b_2 - a_2b_1$  is called the **determinant of the matrix**.

For example the determinant  $\begin{vmatrix} 1 & -3 \\ 5 & 7 \end{vmatrix}$  is calculated as follows

$$\begin{vmatrix} 1 & -3 \\ 5 & 7 \end{vmatrix} = 1 \times 7 - (-3 \times 5) = 7 + 15 = 22$$

### Activity 3.9

Given the simultaneous equation

$$4x - 3y = 2$$

$$3x + y = -1$$

- State the matrix of the coefficients. Write the matrix in the determinant notation
- Calculate the determinant of the matrix.

**Note:** The number on the right side of the equations can also represent as a matrix in a column form as  $\begin{bmatrix} a_1 \\ a_2 \end{bmatrix}$

The method of using determinant to solve simultaneous equations is called the **Cramer's rule**.

Using the system of equations

$$a_1x + b_1y = c_1$$

$$a_2x + b_2y = c_2$$

We can write the equation in matrix

form as

$$\begin{pmatrix} a_1 & b_1 \\ a_2 & b_2 \end{pmatrix} \begin{pmatrix} x \\ y \end{pmatrix} = \begin{pmatrix} c_1 \\ c_2 \end{pmatrix}$$

The Cramer's rule states that:

$$x = \frac{\begin{vmatrix} c_1 & b_1 \\ c_2 & b_2 \end{vmatrix}}{\begin{vmatrix} a_1 & b_1 \\ a_2 & b_2 \end{vmatrix}} = \frac{c_1b_2 - b_1c_2}{a_1b_2 - a_2b_1} \text{ and}$$

$$y = \frac{\begin{vmatrix} a_1 & c_1 \\ a_2 & c_2 \end{vmatrix}}{\begin{vmatrix} a_1 & b_1 \\ a_2 & b_2 \end{vmatrix}} = \frac{a_1c_2 - a_2c_1}{a_1b_2 - a_2b_1}$$

when  $a_1b_2 - a_2b_1 \neq 0$

This formula is valid whenever the system of equations has a unique solution.

### Example 3.10

Use the Cramer's rule to solve the simultaneous equation

$$3x - y = 7$$

$$-5x + 4y = -2$$

### Solution

First write the equations in matrix form

$$\begin{pmatrix} 3 & -1 \\ -5 & 4 \end{pmatrix} \begin{pmatrix} x \\ y \end{pmatrix} = \begin{pmatrix} 7 \\ -2 \end{pmatrix}$$

Coefficient matrix

$$\text{Let } a_1 = 3, a_2 = -5, b_1 = -1,$$

$$b_2 = 4, c_1 = 7, c_2 = -2$$

Using Cramer's rule

$$x = \frac{\begin{vmatrix} c_1 & b_1 \\ c_2 & b_2 \end{vmatrix}}{\begin{vmatrix} a_1 & b_1 \\ a_2 & b_2 \end{vmatrix}} = \frac{\begin{vmatrix} 7 & -1 \\ -2 & 4 \end{vmatrix}}{\begin{vmatrix} 3 & -1 \\ -5 & 4 \end{vmatrix}}$$

$$= \frac{(7 \times 4) - (-2 \times -1)}{(3 \times 4) - (-5 \times -1)}$$

$$= \frac{28 - 2}{12 - 5}$$

$$x = \frac{26}{7} = 3\frac{5}{7}$$



$$y = \frac{\begin{vmatrix} a_1 & c_1 \\ a_2 & c_2 \end{vmatrix}}{\begin{vmatrix} a_1 & b_1 \\ a_2 & b_2 \end{vmatrix}} = \frac{\begin{vmatrix} 3 & 7 \\ -5 & -2 \end{vmatrix}}{\begin{vmatrix} 3 & -1 \\ -5 & 4 \end{vmatrix}}$$

$$= \frac{(3 \times -2) - (-5 \times 7)}{(3 \times 4) - (-5 \times -1)}$$

$$= \frac{-6 + 35}{12 - 5}$$

$$y = \frac{29}{7} = 4\frac{1}{7}$$

$$\text{Solution is } = \left\{ \left( 3\frac{5}{7}, 4\frac{1}{7} \right) \right\}$$

**Note:**

If the determinant of the coefficient matrix is 0, either:

- (i) The equations have an infinite solution or
- (ii) The equations have no solutions.

To determine which is which we solve the equations by any other method.

**Exercise 3.8**

Use crammers rule to solve the equations below:

1.  $2x + y = 26$   
 $x - 3y = 0$
2.  $9x - 4y = 18$   
 $x + 2y = 2$
3.  $3x - 2y = 11$   
 $5x + 2y = 29$
4.  $7y - 2x = 4$   
 $3y - x = 1$
5.  $2x - 5y = -3$   
 $3x + 4y = 1$
6.  $y + 2x = 2$   
 $y - 21x = 12$
7.  $2x + 5y = 8$   
 $3x + 4y = 5$

8.  $3y - x = 11$   
 $2y - 3x = 5$
9.  $4x - 3y = 2$   
 $3x + y = -1$
10.  $5x - y = 3$   
 $3y - 8x = 5$

### 3.2.3 Forming and solving simultaneous equations from real life situations

**Activity 3.10**

Use the knowledge you have acquired on solving simultaneous equations.

1. Determine the two numbers in the following scenario.  
Esther picked two numbers when she doubted the first one and added to the second one, she got 18. When she doubled the first one and subtracted the second one, she got 14. Which two numbers did Esther pick?
2. Identify situation in real life that involved simultaneous equations.
3. Form pairs of simultaneous equations from real life situations and solve them.

Consider the following situation:

Two years ago, a man was seven times as old as his son. In three years time, he will be four times as old as his son. Find their present ages.

If the present age of the man is  $m$  and the present age of the son is  $s$  years, then two years ago, the man's age was  $(m - 2)$  years, and the son's age was  $(s - 2)$  years.

$$\therefore m - 2 = 7(s - 2) \dots \dots \dots (1)$$

In three years time, the man's age will be  $(m + 3)$  years.

In three years time, the son's age will be  $(s + 3)$  years.

$$\therefore m + 3 = 4(s + 3) \dots \dots \dots (2)$$

Equations (1) and (2) can be written simply as

$$m = 7s - 12 \dots \dots \dots (3)$$

$$m = 4s + 9 \dots \dots \dots (4)$$

Since the LHS are equal, the RHS are also equal.

$$\therefore 7s - 12 = 4s + 9$$

$$3s = 21$$

$$s = 7$$

Substituting 7 for  $s$  in (3):

$$m = 7 \times 7 - 12$$

$$= 49 - 12$$

$$= 37$$

The present age of the man is 37 years.

The present age of the son is 7 years.

Thus, we have formed and solved simultaneous equations from the given situation.

### Example 3.11

A two digit number is such that its value equals four times the sum of its digits. If 27 is added to the number, the result is equal to the value of the number obtained when the digits are interchanged. What is the number?

### Solution

Let the tens digit be  $x$ .

Let the ones digit be  $y$ .

$\therefore$  the value of the number is  $10x + y$  and the sum of the digits is  $x + y$ .

$$10x + y = 4(x + y)$$

$$10x + y = 4x + 4y$$

$$6x = 3y$$

$$2x = y$$

$$2x - y = 0 \dots \dots \dots (1)$$

The value of the number formed by interchanging the digits is  $10y + x$ .

$$\therefore 10x + y + 27 = 10y + x.$$

$$9x - 9y + 27 = 0$$

$$9x - 9y = -27$$

$$x - y = -3 \dots \dots \dots (2)$$

Subtract (2) from (1):

$$2x - y = 0$$

$$x - y = -3$$

$$\hline x = 3$$

Substitute  $x = 3$  in (1):

$$(2 \times 3) - y = 0$$

$$6 - y = 0$$

$$\therefore y = 6$$

The original number is 36.

Check by using the information in the question.

### Exercise 3.9

- The sum of two numbers is 10, and their difference is 6. Make a pair of equations and solve them simultaneously to find the numbers.
- Mary is one year older than June, and their ages add up to 15. Form a pair of equations and solve them to find the ages of the girls.
- Two books have a total of 500 pages. One book has 350 pages more than the other. Find the number of pages in each book.
- A bag contains 50 FRW coins and 100 FRW coins. There are 14 coins in all, and their value is 1050 FRW. Find the number of each type of coin.
- Two numbers are such that twice the larger number differs from thrice the

smaller number by four. The sum of the two numbers is 17. Find the numbers.

6. If 5 is added to both the numerator and denominator of a fraction, the result is  $\frac{4}{7}$ . If 1 is subtracted from both the numerator and denominator, the result is  $\frac{2}{5}$ . Find the fraction.
7. The cost of 3 shirts and 2 jackets is 14 400 FRW. If 4 shirts and a jacket cost 15 200 FRW, find the cost of two jackets and a shirt.
8. A wire 200 cm long is bent to form a rectangle. The length of the rectangle is 3 cm longer than the width. Find the dimensions of the rectangle.
9. A man is 22 years older than his son, and their total age is 48 years. Form a pair of equations and solve them to find the ages of the man and his son.
10. The length of a rectangle is 2 m more than its width, and the perimeter is 8 m. Find the length and breadth of the rectangle.

### 3.3 Inequalities

#### 3.3.1 Review of basic operations on inequalities

In unit 3, S1, we defined inequalities and symbols, and solved simple inequalities. We learnt that an inequality is a mathematical statement describing a number in relation to another, regarding their sizes.

#### Activity 3.11

1. Using the skills you acquired in S1, do the following activity
2. Solve the inequalities  
(a)  $x + 1 \leq -2x$     (b)  $x - 6 > 12 + 3x$
3. Illustrate your solutions on separate number lines

**Remember:** We can do any of the following without altering an inequality:

1. Add or subtract any positive number to/from both sides of an inequality.

$$\text{Thus (i) } x \leq a \Rightarrow x + a \leq a + b \text{ and } x - b \leq a - b$$

$$\text{also, } x \geq a \Rightarrow x + b \geq a + b \text{ and } x - b \geq a - b$$

2. Multiply or divide both sides of an inequality by a positive number.

$$\text{Thus (i) } x \leq a \Rightarrow bx \leq ba$$

$$\text{Also } x \geq a \Rightarrow bx \geq ba \text{ and}$$

$$x \leq a \Rightarrow \frac{x}{b} \leq \frac{a}{b}$$

$$\text{also } x \geq a \Rightarrow \frac{x}{b} \geq \frac{a}{b}$$

However, multiplying or dividing by a negative number reverses the inequality

$$\text{Thus if } x \leq a, \text{ then } \frac{x}{-c} \geq \frac{a}{-c}$$

$$\text{and } x(-c) \geq a(-c)$$

$$\text{Also if } x \geq a \text{ then } \frac{x}{-c} \leq \frac{a}{-c}$$

$$\text{and } x(-c) \leq a(-c)$$

#### Note:

If  $ab$  is negative, then one of the two numbers is negative i.e.  $ab < 0$ , either  $a < 0$  and  $b > 0$  or  $a > 0$  and  $b < 0$

#### Example 3.12

Solve the following inequalities

$$(a) 2x - 6 < 14 \quad (b) 3x + 2 > 11$$

#### Solution

$$(a) 2x - 6 < 14$$

$$\Rightarrow 2x - 6 + 6 < 14 + 6 \quad (\text{Adding 6 to both sides})$$

$$\Rightarrow 2x < 20$$

Thus,  $x < 10$  is the solution of the inequality  $2x - 6 < 14$ .



Any number to the left of another on a number line is less than it.

$$a < b < c.$$

Sometimes, two simple inequalities may be combined into one **compound statement** such as  $a < x < b$ . This statement means that  $a < x$  and  $x < b$  or  $x > a$  and  $x < b$  i.e.  $x$  lies between **a** and **b**.

### Example 3.15

Write the following pairs of simple inequality statements as compound statements and illustrate them on number lines.

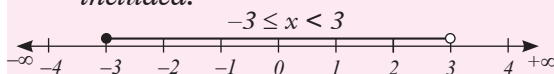
(a)  $x \geq -3, x < 3$

(b)  $x < 1, x \geq -2$

### Solution

(a)  $x \geq -3, x < 3$  becomes  $-3 \leq x < 3$  (Fig. 3.7).

$\therefore x$  lies between  $-3$  and  $3$ , and  $-3$  is included.



(b)  $x < 1, x \geq -2$  becomes  $-2 < x < 1$  (Fig. 12.8).

$\therefore x$  lies between  $-2$  and  $1$ .

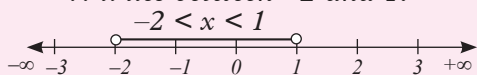


Fig. 3.7

### Exercise 3.11

Write each of the following pairs of simple statements as a compound statement and illustrate the answer on a number line.

1. (a)  $x < -2, x > -4$

(b)  $x > -3, x \leq 0$

(c)  $x \leq 5, x > -2$

(d)  $x \leq 1, x \geq -1$

(e)  $x > -1.5, x \leq 0.5$

(f)  $x \geq -2.5, x \leq -1.8$

2. (a)  $x > -\frac{1}{4}, x \leq 0$

(b)  $x \leq -\frac{3}{4}, x > -2\frac{1}{4}$

(c)  $x > -3\frac{1}{2}, x < -2\frac{1}{2}$

(d)  $x < -\frac{1}{5}, x > -\frac{2}{3}$

(e)  $x \leq 0.75, x \geq -0.75$

(f)  $x > -4\frac{1}{2}, x < \frac{1}{2}$

### 3.3.3 Solving compound inequalities

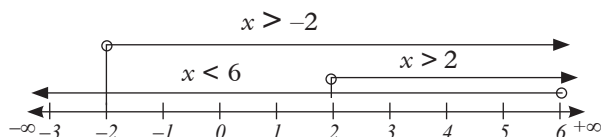
#### Activity 3.13

Consider the inequality

$$3x + 4 < 2x + 8 < x + 3$$

- Using the given inequality, make three simple inequalities.
- Solve the inequalities in (i)
- Represent your solutions on a number line.
- State your solution as a single statement.

- It is important to remember that if three numbers are such that  $a < b < c$ , then  $a < b$ ,  $b < c$  and  $a < c$ . Let us use the inequality  $(3x - 2) < 10 + x < 2 + 5x$  to make three simple inequalities.
- The required inequalities are:
  - $3x - 2 < 10 + x$
  - $10 + x < 2 + 5x$
  - $3x - 2 < 2 + 5x$
- Solutions are:
  - $x < 6$
  - $x > 2$
  - $x > -2$  respectively



- From the number line, the solution set is between 2 and 6 exclusive.

Any value of  $x$  chosen between 2 and 6 satisfies the inequality

Note this interval is common to all the three inequalities.

### Example 3.16

Find the range of values of  $x$  which satisfy the inequality

$$\frac{1}{4}(2x - 1) < \frac{1}{4}(x + 3) < 3(x + 4)$$

#### Solution

We begin by first splitting the compound inequalities to create three simple inequalities.

$$\frac{1}{4}(2x - 1) < \frac{1}{4}(x + 3) < 3(x + 4)$$

Separating and solving

$$\frac{1}{4}(2x - 1) < \frac{1}{4}(x + 3)$$

(Multiplying through by 4)

$$2x - 1 < x + 3$$

$$x < 4$$

and

$$\frac{1}{4}(x + 3) < 3(x + 4)$$

(Multiplying through by 4)

$$x + 3 < 12x + 48$$

$$-11x < 45$$

$$x > -4\frac{1}{11} \text{ (on dividing by } -11)$$

Also,

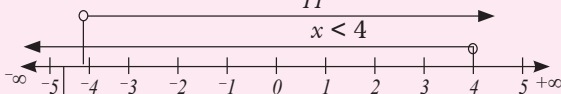
$$\frac{1}{4}(2x - 1) < 3(x + 4)$$

$$2x - 1 < 12x + 48 \text{ (Multiplying by 4)}$$

$$-49 < 10x$$

$$-4\frac{9}{10} < x \Rightarrow x > -4\frac{9}{10}$$

$$x > -4\frac{1}{11}$$



The range for  $x$ :  $-4\frac{1}{11} < x < 4$

### Example 3.17

Find all the integral values of  $x$  which satisfy the inequality

$$2(2 - x) < 4x - 9 < x + 11$$

#### Solution

$$2(2 - x) < 4x - 9 < x + 11$$

Separating into three inequalities

$$2(2 - x) < 4x - 9 \dots (i)$$

$$4x - 9 < x + 11 \dots (ii)$$

and  $2(2 - x) < x + 11 \dots (iii)$

Solving each equation

$$2(2 - x) < 4x - 9 \dots (i)$$

$$4 - 2x < 4x - 9$$

$$-6x < -13$$

$$x > 2\frac{1}{6} \text{ (Dividing by } -6)$$

$$4x - 9 < x + 11 \dots (ii)$$

$$4x - x < 20$$

$$3x < 20$$

$$x < 6\frac{2}{3}$$

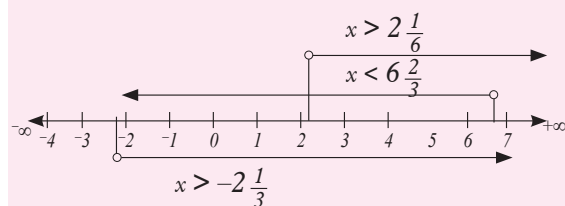
$$2(2 - x) < x + 11 \dots (iii)$$

$$4 - 2x < x + 11$$

$$-3x < 7$$

$$x > -\frac{7}{3} \text{ (Dividing by } -3)$$

$$x > -2\frac{1}{3}$$



$\therefore 2\frac{1}{6} < x < 6\frac{2}{3}$  i.e. solution lies between  $2\frac{1}{6}$  and  $6\frac{2}{3}$

$\therefore$  The solution is  $\{3, 4, 5, 6\}$ .

**Exercise 3.12**

- Write down the integral values of  $x$  which satisfy the inequality  $-3 < 2x + 4 \leq -3x + 9$ .
- Solve the following pair of simultaneous inequalities and illustrate the solution on a single number line:  $4 - x < 5$ ,  $3 - 2x \geq -5$
- Find the range of values of  $x$  which satisfy the following inequalities:
  - $2 \leq 3 - x < 5$
  - $20 - x < 5 + 2x \geq x + 5$
  - $2(2 - x) < 4x - 9 < x + 11$
- Solve the following inequalities and represent the solutions on a single number line.
 
$$3 - 2x < 5$$

$$4 - 3x \geq -8$$
- Solve the following inequalities and represent the solutions on a single numberline.
 
$$1 - 3x > -5, 3 - 2x < 9$$
- Solve the simultaneous linear inequalities.
  - $x - 4 < 3x + 2 < 2(x + 5)$
  - $-5 \leq 2x + 1 < 5$
- Solve the compound inequality  $2(3x + 1) \geq 4(x - 1) < 12$  and represent your answer on a number line.
- Find the range of integral values of  $x$  for each of the inequalities:
  - $19 < 3(x + 2) < 35$
  - $7x - 6 \geq 4 \leq 17(x - 5)$
- Solve the inequalities below and illustrate the solutions on a number line.

(a)  $-2 < (x + 1) < -x - 3$

(b)  $2(x + 3) \geq 5(x - 4)$

- Solve the following inequality sets and illustrate the solutions on the number line. Hence state all the integral values satisfying them.

(a)  $-3x > 3, -\frac{1}{2}x - 2 \leq 1$

(c)  $12 - x \geq 5 \leq 2x - 2$

**3.3.4 Solving simultaneous inequalities****Activity 3.14**

Consider the inequalities

(i)  $1 - 3x > 10$

(ii)  $3 - 2x < 15$

On the same number line, represent the two solutions.

Write down the range of the values of  $x$  which satisfy both the inequalities.

Solve the inequalities

(i)  $1 - 3x > 7 - 5$

(ii)  $3 - 2x < 9$

Now consider

From activity 3.14 you should have observed an argument similar to the following:

(i)  $x - 2 \leq 3x + 4$

$$3x - x \geq -2 - 4$$

$$2x \geq -6$$

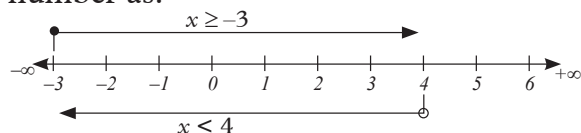
$$x \geq -3$$

(ii)  $3x + 4 < 16$

$$3x < 12$$

$$x < 4$$

The two solutions can be represented on a number line as:



Any value of  $x$  between  $-3$  inclusive and  $+4$  satisfy the two inequalities i.e.  $-3 < x < 4$ . Thus the inequalities  $x - 2 < 3x + 4$  and  $3x + 4 < 16$  are simultaneously satisfied by  $x$ :  $-3 < x < 4$  they are simultaneous inequalities in one unknown.

Inequalities that must be satisfied **at the same time** are called simultaneous inequalities.

### Example 3.18

Solve the following pair of simultaneous inequalities.

$$2(3 - x) < 10, 3(2x - 5) < 21$$

#### Solution

$$6 - 2x < 10$$

$$\Rightarrow -2x < 4$$

$$\Rightarrow x > -2 \dots\dots\dots(i)$$

Also  $6x - 15 < 21$

$$\Rightarrow 6x < 36$$

$$\Rightarrow x < 6 \dots\dots\dots(ii)$$

Combining (i) and (ii), we have  $-2 < x < 6$ .

Thus,  $x$  lies between  $-2$  and  $6$ .

$$-2 < x < 6$$

This is represented on a number line as in Fig. 3.9.

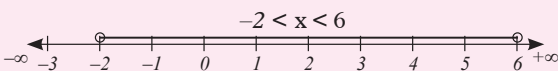


Fig. 3.9

$$s = (-2, 6) \text{ or } s = ]-2, 6[$$

### Example 3.19

Solve the inequality:

$$x - 22 < -10 - x < -12 + x$$

#### Solution

$$x - 22 < -10 - x < -12 + x$$

Split the inequality into two simultaneous inequalities as:

$$x - 22 < -10 - x \dots\dots\dots(i)$$

$$\text{and } -10 - x < -12 + x \dots\dots\dots(ii)$$

Solving each inequality separately.

$$(i) \quad x - 22 < -10 - x$$

$$\Rightarrow 2x < 12$$

$$\Rightarrow x < 6 \text{ (Dividing by 2)}$$

$$(ii) \quad -10 - x < -12 - x$$

$$\Rightarrow 2 < 2x$$

$$\Rightarrow 1 < x \text{ (dividing by 4)}$$

Combine (iii) and (iv) to get  $1 < x < 6$

This is represented on a number line as in Fig. 3.10.



Fig. 3.10

### Exercise 3.13

Solve the following simultaneous inequalities and represent each solution on a number line.

- (a)  $2x < 10, 5x \geq 15$   
(b)  $3x \leq 9, 2x > 0$
- (a)  $x + 7 < 0, x - 2 > -10$   
(b)  $x \geq 3, 2x - 1 \leq 13$
- (a)  $4x - 33 < -1, -2 < 3x + 1$   
(b)  $2x - 5 < 22 \leq 5x - 6$
- (a)  $-3x + 4 > -8 - x > -2 - 7x$   
(b)  $4x + 2 < 1x + 8 < 25x - 1$

### 3.3.5 Solving inequalities involving multiplication and division of algebraic expressions

In this section we will learn how to solve inequalities of the form  $A.B > 0, A.B \geq 0, A.B < 0, A.B \leq 0, > 0, \frac{A}{B} \geq 0, \frac{A}{B} < 0$  and  $\frac{A}{B} \leq 0$

#### Activity 3.15

- Work individually
- Solve the equation to find the possible values of  $x$  that make the statement true  $(x + 30)(x - 2) = 0$



- Given that  $x$  and  $y$  are real numbers, find some possible pairs of numbers that make the following expressions true

- $xy = 0$
- $\frac{xy}{y} = 0$

Consider the inequality  $(x - 2)(x - 1) < 0$

This statement can only be true if:

- $(x - 2) > 0$  and  $(x - 1) < 0$  or
- $(x - 2) < 0$  and  $(x - 1) > 0$

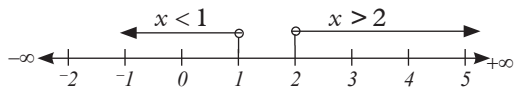
Remember less than zero means negative.

**Case 1:**  $(x - 2)(x - 1) < 0$  means

$$x - 2 > 0 \quad \text{and} \quad x - 1 < 0$$

$$\Rightarrow x > 2 \quad \quad \quad x < 1$$

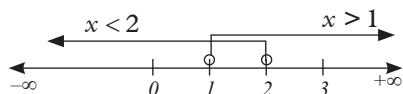
On a number line three solutions are shown as follows;



These solutions are not consistent  
 $x < 1$  works for  $x - 1 < 0$  but not for  
 $x - 2 > 0$ . It is to be rejected.

**Case 2:**  $x - 2 < 0$  and  $x - 1 > 0$

$$x < 2 \quad \text{and} \quad x > 1$$



Then,  $x$  is between 1 and 2.

We also use the sign table to determine the correct solution.

$x$	$-\infty$	$0$	$1$	$1.2$	$1.5$	$2$	$3$	$+\infty$
$x - 2$	-	-	-	-	-	$0$	+	+
$x - 1$	-	-	$0$	+	+	+	+	+
$(x - 2)(x - 1)$	+	+	$0$	-	-	$0$	+	+

From the table, we see that any value between 1 and 2 satisfies both the inequalities.  $\therefore$  Solution is  $x: 1 < x < 2$

### Example 3.20

Solve the inequality  $(x + 1)(2x - 5) < 0$

#### Solution

$(x + 1)(2x - 5) < 0$  means that product is negative.

For this to be true, either

Case 1:  $x + 1 < 0$  and  $2x - 5 > 0$  or

Case 2:  $x + 1 > 0$  and  $2x - 5 < 0$

#### Case 1

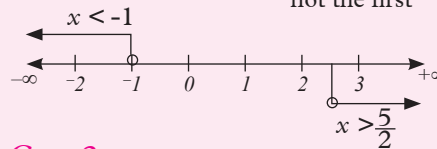
$$x + 1 < 0 \quad \text{and} \quad 2x - 5 > 0$$

$$x < -1 \quad \quad \quad 2x > 5$$

This range satisfies  
 $x + 1 < 0$  but not the  
 second inequality

$$x > \frac{5}{2}$$

Similarly this satisfies  
 this second inequality  
 not the first

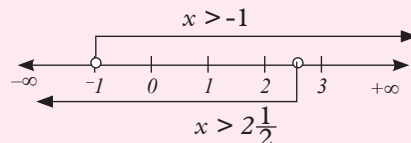


#### Case 2

$$x + 1 > 0 \quad \quad \quad 2x - 5 < 0$$

$$x > -1 \quad \quad \quad 2x < 5$$

$$\quad \quad \quad \quad \quad \quad \quad x < \frac{5}{2}$$



Then,  $x$  is between -1 and 2.5

The sign table below will help us to identify the appropriate solution of the inequality  $(x + 1)(2x - 5) < 0$

$x$	$-2$	$-1$	$0$	$1$	$2.5$	$3$
$x + 1$	-	$0$	+	+	+	+
$2x - 5$	-	-	-	-	$0$	+
$(x + 1)(2x - 5)$	+	$0$	-	-	$0$	+

#### Note 1

- When  $x < -1$ ,  $(x + 1)(2x - 5) > 0$   
Therefore not suitable.
- When  $x > 2.5$ ,  $(x + 1)(2x - 5) > 0$

Therefore not suitable.

- 3) But when  $x$  between  $-1$  and  $2.5$ ,  $(x + 1)(2x - 5) < 0 \therefore$  the value of  $x$  between  $-1$  and  $2.5$  satisfies the inequality.

Any value of  $x$  between  $-1$  and  $2.5$  satisfies the inequality. The answer is stated

$$-1 < x < 2.5 \text{ i.e. } S = ]-1, 2.5[$$

### Example 3.21

Solve the inequality  $(x + 3)(2x - 1) > 0$

#### Solution

$(x + 3)(2x - 1) > 0$  can be true if

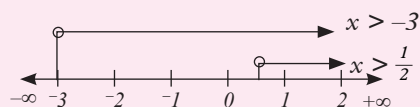
(i)  $x + 3 > 0$  and  $2x - 1 > 0$  or

(ii)  $x + 3 < 0$  and  $2x - 1 < 0$

**Case 1** if  $x + 3 > 0$  and  $2x - 1 > 0$

$$\text{then } x > -3 \qquad 2x > 1$$

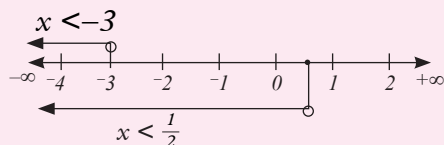
$$x > \frac{1}{2}$$



$$(x + 3)(2x - 1) > 0 \text{ if } x > \frac{1}{2}$$

**Case 2**  $x + 3 < 0$  and  $2x - 1 < 0$

$$x < -3 \qquad x < \frac{1}{2}$$



$x$	$-\infty$	$-4$	$-3$	$-1$	$0.5$	$1$	$2 \dots$	$+\infty$
$x + 3$	$-$	$-$	$0$	$+$	$+$	$+$	$+$	$+$
$2x - 1$	$-$	$-$	$-$	$-$	$0$	$+$	$+$	$+$
$(x + 3)(2x - 1)$	$+$	$+$	$0$	$-$	$0$	$+$	$+$	$+$

When  $x$  lies between  $-3$  and  $0.5$ ,  $(x + 3)(2x - 1) < 0$  hence not suitable.

When  $x$  is greater than  $0.5$ ,  $(x + 3)(2x - 1) > 0$

When  $x$  is less than  $-3$ ,  $(x + 3)(2x - 1) > 0$

When  $x$  lies between  $-3$  and  $0.5$ ,

$(x + 3)(2x - 1) > 0$  hence not suitable.

$\therefore$  There are two sets of  $x$  which satisfy

$(x + 3)(2x - 1) > 0$  i.e. when  $x < -3$  and

$$\text{when } x > \frac{1}{2}$$

The solution is  $x: x < -3$  or  $x > \frac{1}{2}$

### Example 3.22

Solve the inequality  $\frac{2-x}{4+3x} < 0$

#### Solution

$\frac{2-x}{4+3x} < 0$  is only true if either

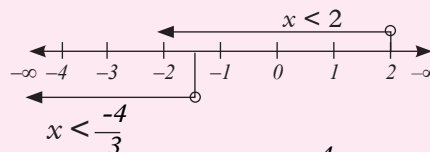
Case 1:  $2 - x > 0$  and  $4 + 3x < 0$  or

Case 2:  $2 - x < 0$  and  $4 + 3x > 0$

**Case 1:** If  $2 - x > 0$ , and  $4 + 3x < 0$

Solving:  $x < 2$  and  $x < -\frac{4}{3}$

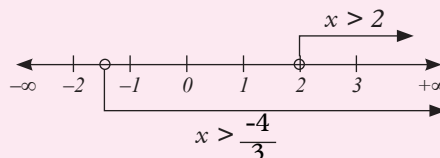
$$\therefore -\frac{4}{3} > x < 2$$



In case 1, any value in  $x < -\frac{4}{3}$  satisfies the inequality

**Case 2:** if  $2 - x < 0$  and  $4 + 3x > 0$

Solving:  $x > 2$  and  $x > -\frac{4}{3}$



In this case, any value of  $x$  such that  $x > 2$  satisfies the inequality

Using the table

$x$	$-\infty$	$-2$	$-\frac{4}{3}$	$-1$	$0$	$1$	$2$	$3$	$+\infty$
$2 - x$	+	+	+	+	+	+	0	-	-
$4 + 3x$	-	-	0	+	+	+	+	+	+
$\frac{2-x}{4+3x}$	-	-	$\infty$	+	+	+	0	-	-

For values of  $x$  between  $-\frac{4}{3}$  and  $2$ ,  $\frac{2-x}{4+3x} > 0$  therefore not suitable

For  $x < -\frac{4}{3}$ ,  $\frac{2-x}{4+3x} < 0$

For  $x > 2$ ,  $\frac{2-x}{4+3x} < 0$

These are the two sets of solutions i.e.

The solution set can be stated as follows

Either  $x < -\frac{4}{3}$  or  $x > 2$

### Example 3.23

Solve the inequality  $\frac{3-x}{x+2} > 4$

#### Solution

The inequality  $\frac{3-x}{x+2} > 4$  can be rearranged to make the right hand side zero

$$\begin{aligned} \square \therefore \frac{3-x}{x+2} &> 4 \\ \frac{3-x}{x+2} - 4 &> 4 - 4 \text{ subtracting 4 from both sides} \\ \frac{3-x-4(x+2)}{x+2} &> 0 \text{ (opening brackets)} \\ \frac{3-x-4x-8}{x+2} &> 0 \text{ (simplifying)} \end{aligned}$$

$$\frac{-5x-5}{x+2} > 0$$

The inequality  $\frac{-5x-5}{x+2} > 0$  is true if

Case 1:  $-5x-5 > 0$  and  $x+2 > 0$  or

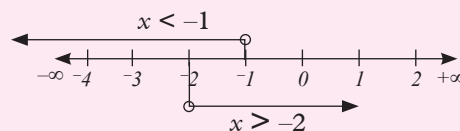
Case 2:  $-5x-5 < 0$  and  $x+2 < 0$

**Case 1:** If  $-5x-5 > 0$  and also  $x+2 > 0$

**Solving:**  $-5x > 5$   $x > -2$

$$\frac{-5x}{-5} < \frac{5}{-5}$$

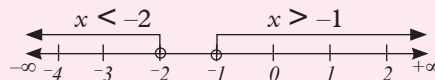
(Dividing by  $-5$ )  
 $x < -1$



From the number line, the solution set includes all  $x$  between  $-1$  and  $-2$

**Case 2:** If  $-5x-5 < 0$  also if  $x+2 < 0$

**Solving:**  $x > -1$  and  $x < -2$



To be rejected. We can also use sign table to show the required solution. This is the set for all  $x$ :  $-2 < x < -1$

### Exercise 3.14

Solve the inequalities in this exercise and state the solution as a single inequality where possible.

1. (a)  $\frac{x+1}{2-x} < 1$  (b)  $\frac{x+1}{2-x} > 1$

2. (a)  $\frac{4-x}{x+2} < 3$  (b)  $\frac{4-x}{x+2} < 3$

3.  $(3-x)(x+2) > 0$

4.  $(2x-5)(3x+7) > 0$

5.  $(x-3)(2x+5) > 0$

6.  $(x+2)(5-2x) < 0$

7.  $(4x-3)(x+1) > 2$

### 3.3.6 Forming and solving inequalities from real life situations

In this section we shall concentrate on choosing appropriate symbols to transform given situations into mathematical statements hence solve the resulting inequalities.

#### Activity 3.16

- Work individually.
- Think of a number  $x$ .
- Multiplying the number by five and then add six to your result.

- (d) Write down an expression in terms of  $x$  to represent your result in part (c).  
 (e) Consider the same number  $x$  and multiply it by six and then add five.  
 (f) Write down a second expression in  $x$  to represent your result in part (e).  
 (g) Given that the result in (e) is greater than the result in (d) write down an inequality to represent this situation.

From your activity, discuss and compare your results with those of other members of your class. Now look at the example below and use it to refine your skills on manipulation inequalities from a given situation.

### Example 3.24

*A certain number multiplied by 3 is less than the same number added to 3. Form the inequality and find the range of integral values that the number can take.*

#### Solution

*Let  $y$  be the number. Then  $y \times 3 < y + 3$  is the required inequality.*

*Solving this we have:*

$$\begin{aligned} y \times 3 < y + 3 &\Rightarrow 3y < y + 3 \\ 3y - y < y - y + 3 & \\ 2y < 3 & \\ y < \frac{3}{2} & \end{aligned}$$

*The range of values the number can have is less than  $\frac{3}{2}$  i.e. the integral values are  $\{1, 0, -1, -2, -3, \dots\}$*

### Example 3.25

*The result of multiplying a number by 3 and then subtracting 5 is less than multiplying the number by 2 and adding 9. Form an inequality in one unknown and solve it.*

### Solution

*Let  $x$  be the number.*

*Then,  $3x - 5 < 2x + 9$*

$$\Rightarrow 3x - 2x < 9 + 5$$

$$\Rightarrow x < 14$$

*Any number less than 14 satisfies the given conditions. In other words, any number in the interval  $]-\infty, 14[$*

### Example 3.26

*The area of a square is greater than  $36 \text{ cm}^2$ . Write an inequality for*

(a) *the length*

(b) *the perimeter of the square.*

#### Solution

*We must first define our variables, just as we do when forming equations.*

*Let the length of the square be  $x \text{ cm}$ .*

*Area of the square =  $x^2$ .*

(a)  $x^2 > 36$

$$\Rightarrow \sqrt{x^2} > \sqrt{36}$$

$$\Rightarrow x > 6$$

(b) *Perimeter =  $4x$*

*Since  $x > 6$ ,*

*then  $4 \times x > 4 \times 6$*

*i.e.  $4x > 24$*

### Exercise 3.15

- The area of a rectangle is estimated to be  $48 \text{ cm}^2$ . If the length of the rectangle is  $b \text{ cm}$ , write an expression for the:
  - breadth of the rectangle.
  - perimeter of the rectangle in terms of  $b$ .
- Five times an unknown number plus 7 is greater than 42. What is the range of values that the unknown number can have?
- The sum of two consecutive even integers is less than or equal to 22. Find the range of values in which these integers lie.

4. A total of 35,000 FRW is to be divided among a group of students. If each student must receive not more than dollar 750, find the range of the number of students which will be given the money.
5. A tank of water has a capacity of  $y$  litres. If water is to be shared between 25 families, each family receiving not more than 100 litres, find the capacity of the tank.
6. Three consecutive odd numbers are such that the sum of five times the least and seven times the middle one is greater than eleven times the third number. Form an inequality in one unknown and solve it to find the least of those numbers.

### 3.3.7 Applications of inequalities in real life

#### Example 3.27

A piece of wire more than 35 cm long is to be cut into two pieces. One piece must be 13 cm long. What is the range of values for the length of the other piece?

#### Solution

Let  $b$  be the length of the other piece. Then  $b + 13 \text{ cm} < 35 \text{ cm}$

Solving this we have

$$b + 13 - 13 > 35 - 13$$

$$b > 22$$

The range of values for the other piece must be less than 22 cm.

#### Example 3.28

Lucy was given some mangoes. She gave away three of them. When she divided the number of the remaining mangoes into 2, the number was less than 17. What is the maximum number of mangoes that she could have been given?

#### Solution

Let the total number of mangoes be  $m$

She gave away 3 mangoes

$$\therefore \text{Number of mangoes remaining} = m - 3$$

Dividing  $(m - 3)$  by 2 gives us,  $\frac{m - 3}{2}$

This number is less than 17.

$$\text{Thus, } \frac{m - 3}{2} < 17$$

$$\text{Multiplying by 2; } \frac{m - 3}{2} \times 2 < 17 \times 2$$

$$m - 3 < 34$$

$$\text{Adding 3: } m < 37$$

$\therefore$  Maximum number of mangoes must be 36.

#### Exercise 3.16

1. A class teacher received a number of storybooks for his class. He put aside three books for his use and divided the rest between two groups. He discovered that each group got less than 17 books. Form an inequality to find the number of books he received.
2. A business lady took a loan from her SACCO to expand her business. Given that the cost of goods from China was USD 2398, shipping cost was USD 1499 and that she had could only get a maximum of an equivalent of USD 15 000 from the SACCO, use an inequality to find the value of the items she could buy.
3. Sarah's age is 20 years less than her mother's age. If her father is 45 years old, what is the maximum age (to the nearest whole number) that she could have been 5 years ago.
4. Abraham has 5 000 FRW in his savings. He wants to have at least 2 000 FRW at the end of the season.

He withdraws 255 FRW each week for use.

- (a) Write an inequality to represent this situation.
  - (b) In how many weeks can he withdraw the money.
5. A taxi charges 700 FRW basic charge plus 12 FRW per km travelled. Judy has only 8300 FRW and cannot spend more than that for the taxi.
- (a) Write an inequality for the situation.
  - (b) How many km can she travel without exceeding the limit (to the nearest km).
6. Robert keeps dogs and cats in her place. The number of cats is three times the number of dogs. What is the greatest number of cats if the total number does not exceed 58?
7. James plans to buy a pickup 21 months from now. At present he has saved 450 000 FRW. The cheapest car he can buy costs 15 000 000 FRW. What is the minimum amount (whole number) that must he save per month for this period of time to be able to buy such a car?

### Unit Summary

1. Simultaneous equations are systems of equations with two or more variables. The set of variables are however same in all the equations. Methods of solving simultaneous equations include:
  - (i) Graphical method
  - (ii) elimination method
  - (iii) substitution method
  - (iv) Comparison method
  - (v) Cramer's rule

2. **Elimination method:** It is the method of getting rid of one of the variables by addition or subtraction.
3. **Substitution method:** It is a method of solving simultaneously equations by first replacing one expression with another.
4. **Cramer's rule:** It is the method of using a determinant to solve simultaneous equations.
5. Given the matrix  $\begin{pmatrix} a_1 & b_1 \\ a_2 & b_2 \end{pmatrix}$ , the **determinant** of the matrix is given by  $a_1b_2 - a_2b_1$
6. **An inequality:** It is a statement that states that one number is greater than or less than another.
7. Compound inequalities comprise of a minimum of three simple linear inequalities combined together. For example,  $a < b < c$ , means that  $a < b$ ,  $a < c$  and  $b < c$ .

### Unit 3 test

1. Find all the integral values of  $x$  which satisfy the inequality

$$2(2 - x) < 4x - 9 < x + 11$$

2. Solve the inequalities
  - (a)  $3 - 7x \leq 2x + 21$
  - (b)  $2(3x + 1) \geq 4(x - 1) > 12$
3. Solve the following equations:
  - (a)  $x - \frac{3x}{4} = 11$
  - (b)  $\frac{1}{4}(2x + 3) - \frac{1}{3}(7 + 3x) = 0$
  - (c)  $\frac{y}{5} - \frac{3y - y}{6} = 3 - \frac{2}{7}y$
  - (d)  $\frac{x - 2}{2} + \frac{x - 2}{3} = 5$

4. Use substitution method to solve:
- (a)  $2x + 3y = 16$   
 $3y - x = 1$
- (b)  $3x + 2y =$   
 $8x - 4y = 5$
- (c)  $\frac{x-y}{2} = \frac{x+y+1}{5} = \frac{x+y}{4}$
- (d)  $7a + 4b = 4$   
 $2a + 3b = 2\frac{15}{28}$
5. The sum of two numbers is 23 and their difference is 3. Find the sum of the squares of the two numbers.
6. Solve the following equations by elimination.
- (a)  $\frac{x}{4} - \frac{y}{3} = \frac{-1}{12}$       (b)  $4x + 3y = 4$   
 $\frac{x}{6} - \frac{y}{3} = \frac{1}{2}$                        $y - 2x = 8$
7. Solve the following inequalities:
- (a)  $5x + 9 \geq 7x - 21$
- (b)  $4x + 6 \geq 24 - 2x > 19 - x$
- (c)  $21 < 5x + 1 > 6x - 7$
- (d)  $6(x + 2) - 4(x + 6) < 0$
- (e)  $\frac{1}{2}(x + 3) + \frac{1}{4}(x - 2) < \frac{1}{6}(x + 1)$
8. Use crames rule to solve the equations below:
- (a)  $3y - x = 11$   
 $2y - 3x = 5$
- (b)  $3x + 4y = -11$   
 $5x + 6y = -7$
9. The sum of the number of edges and faces of a solid is 20. The difference between the number of edges and faces is 4. Find the number of edges and faces.
10. The velocity in km/h of a car after t hours is given by the formula  $v = u + at$ , where u and a are constants. Given that  $v = 50$  when  $t = 2$  and  $v = 140$  when  $t = 5$ , find
- (a) the constants u and a.  
 (b) the velocity when  $t = 7$  hours.  
 (c) the time at which  $v = 260$  km/h.
11. The sum of the digits in a three digit number is nine. The tens digit is half the sum of the other two and the hundreds digit is half the units digit. Find the number.
12. Asale and Mbiya collected a number of stones each to use in an arithmetic lesson. If Asale gave Mbiya 5 stones, Mbiya would have twice as many as Asale. If Asale had five stones less than Mbiya, how many stones did each have?
13. A student invested 50 000 FRW in two different savings accounts. The first account pays an annual interest rate 3%. The second account pays an annual interest rate of 4%. At the end of the year, she had earned 1 850 FRW in interest. How much money did she invest in each account?

## 4

# MULTIPLIER FOR PROPORTIONAL CHANGE

## Key unit competence

By the end of this unit, I will be able to use a multiplier for proportional change.

## Unit outline

- Proportions and sharing.
- Expressing ratios in their simplest form.
- Sharing quantities in a given proportion.
- Increasing and decreasing quantities by a given percentage.
- Calculations on proportional change using multiplier.

## Introduction

In S1, we already learned about proportion, its definition, properties and its application in the real life situation. This unit, therefore, reviews the properties of proportions; expressing ratios in the simplest form; and decreasing quantities by a given percentage proportion. Finally, calculations of proportional change using multiplier.

### 4.1 Properties of proportions

In S1, we already studied proportions, its properties and application in real life situation. Here, we review some of the properties of proportions.

#### Activity 4.1

1. Working in groups, discuss what proportion is.
2. By use of a simple example, discuss within your group members the properties of proportions that you learnt in S1.

3. Compare your findings with the other groups in class. Did you get the same findings?
4. Discuss two applications of proportions in real life.
5. Present your findings to the whole class through your group leader.

The following are properties of proportions:

1. Mean-extremes or cross-multiplication property.

If  $\frac{a}{b} = \frac{c}{d}$ , then

$$ad = bc$$

#### Example 4.1

Find  $b$  if  $\frac{3}{4} = \frac{b}{16}$

#### Solution

$$3(16) = 4(b)$$

$$4b = 48$$

$$b = 12$$

2. Mean or extremes switching property.

If  $\frac{a}{b} = \frac{c}{d}$  and is proportion, then  $\frac{d}{b} = \frac{c}{a}$  and  $\frac{a}{c} = \frac{b}{d}$  are proportion.

#### Example 4.2

If  $\frac{x}{2} = \frac{y}{3}$ , find  $\frac{x}{y}$

#### Solution

Using the switch property, the mean position 2 and  $y$  then,  $\frac{x}{y} = \frac{2}{3}$



3. Inverse (reciprocal) property.

$$\text{If } \frac{a}{b} = \frac{c}{d}, \text{ then } \frac{b}{a} = \frac{d}{c}$$

### Example 4.3

If  $7a = 3b$  and  $b \neq 0$ , find the ratio  $\frac{a}{b}$ .

#### Solution

Divide on both side of  $3a = 7b$  by  $7a$

$$\frac{3a}{7a} = \frac{3b}{7a}$$

$$\frac{3}{7} = \frac{b}{a}$$

Apply the inverse property

$$\frac{a}{b} = \frac{7}{3}$$

4. Denominator addition / subtraction property.

$$\text{If } \frac{a}{b} = \frac{c}{d}, \text{ then}$$

$$\frac{a+b}{b} = \frac{c+d}{d} \text{ or } \frac{a-b}{b} = \frac{c-d}{d}$$

### Example 4.4

If  $\frac{x}{y} = \frac{3}{4}$ , find the ratio of  $\frac{x+y}{y}$

#### Solution

Apply denominator addition property

$$\frac{x+y}{y} = \frac{3+4}{4} = \frac{7}{4}$$

### 4.1.2 Equivalent proportions

Consider the following.

$$\text{If } \frac{a}{b} = \frac{c}{d} = \frac{e}{f} \text{ then,}$$

$$\frac{a+c+e}{b+d+f} = \frac{a}{b} = \frac{c}{d} = \frac{e}{f} \text{ or}$$

$$\frac{a-c-e}{b-d-f} = \frac{a}{b} = \frac{c}{d} = \frac{e}{f}$$

### Example 4.5

If  $\frac{a}{b} = \frac{1}{4}$ ,  $\frac{c}{d} = \frac{4}{16}$  and  $\frac{e}{f} = \frac{5}{20}$ , show that

$$\frac{a+c+e}{b+d+f} = \frac{a}{b} \text{ or } \frac{a-c-e}{b-d-f} = \frac{c}{d}$$

#### Solution

$$(i) \frac{1+4+5}{4+16+20} = \frac{10}{40} = \frac{1}{4}$$

$$(ii) \frac{1-4-5}{4-16-20} = \frac{-8}{-32} = \frac{1}{4}$$

## 4.2 Expressing ratios in their simplest form

Remember that expressing ratios in their simplest form had been studied in S1. You are therefore expected to be well versed with how the operations will be carried out.

### Activity 4.2

- Remind you classmate on how ratios are expressed in their simplest form.
- Consider the ratio 4:12. What do you notice when the ratio is divided by 4 on both sides?
- Explain your findings to your partner.

As studied in S1, simplification of ratios is a means of reducing a ratio to its lowest form by either dividing or multiplying the ratio by the same value without necessarily changing the value of the ratio.

**Example 4.6**

Express the ratio 27:45 in its simplest form.

**Solution**

27:45

Divide both sides of the ratio by the GCD (Greatest Common Divisor) of 27 and 45 i.e. 9

$$\begin{aligned} 27:45 &= \frac{27}{45} = \frac{3}{5} \\ &= 3:5 \end{aligned}$$

**Example 4.7**

Express the ratio  $\frac{2}{3} : \frac{3}{4}$  as a fraction in its simplest form.

**Solution**

$$\begin{aligned} \text{As a fraction;} \quad &= \frac{\frac{2}{3}}{\frac{3}{4}} = \frac{2}{3} \div \frac{3}{4} \\ &= \frac{2}{3} \times \frac{4}{3} = \frac{8}{9} \end{aligned}$$

Alternatively, multiply both parts of the ratio by 12, the LCM of the denominator 3 and 4, to get:

$$\begin{aligned} \frac{2}{3} \times 12 : \frac{3}{4} \times 12 \\ = 8 : 9 = \frac{8}{9} \end{aligned}$$

**Exercise 4.1**

- Express the following ratios in their lowest forms.
  - 28 : 42
  - 30 : 50
  - 24 kg : 30 kg
  - 150 cm to 3 m
  - 1 litre to 250 ml
  - 45 min :  $1\frac{1}{2}$  hours
  - 2.6 kg to 130 g
  - $160 \text{ cm}^3$  to 2 litres

- Simplify the following ratios in their simplest form.

- 2 : 0.4
- 0.9 : 0.18
- 0.3 : 0.12
- $\frac{3}{4} : 10$
- $\frac{3}{4} : \frac{3}{5}$
- $3\frac{1}{2} : 2\frac{1}{2}$

**4.3 Multipliers for proportional change****4.3.1 Definition of multiplier****Activity 4.3**

- Discuss with your classmate what you understand by the word multiplier.
  - Consider a shirt that is sold at a 20% discount.
  - What is the percentage of the selling price?
  - Convert this percentage you have gotten into fraction. What do you notice?
- 
- Consider the price of a book being reduced by 15%, the percentage of the selling price is  $100\% - 15\% = 85\%$ .
  - 85% converted to decimal gives  $\frac{85}{100} = 0.85$
  - We say that 0.85 is the multiplier of the price of the book.

**Example 4.8**

What is the multiplier for 15% increase?

**Solution**

A 15% increase means the final percentage for the quantity will be

$$100\% + 15\% = 115\%$$

$$115\% \text{ as a decimal} = \frac{115}{100} = 1.15$$

1.15 is the multiplier.

**Example 4.9**

What is the multiplier of 45% decrease?

**Solution**

45% decrease means the overall percentage for the quantity will be  $100\% - 45\% = 55\%$

55% as a fraction =  $\frac{55}{100} = 0.55$

0.55 is the multiplier.

### 4.3.2 Multiplier for increasing and decreasing by a percentage

**Activity 4.4**

- Consider a phone costing 10 000 FRW. Two customers bought the phone at two different places. One at 20% less while the other at 20% more than the cost price.
- Determine the prices at which the customers bought the phones.
- Compare your results with those of other groups.

Let us consider a pair of shoes costing 8 000 FRW.

Suppose a vendor increased the price by 20%, we can get the new price as follows

$$\begin{aligned}\text{New price} &= \text{Initial price} \times \text{multiplier} \\ &= 8\,000 \text{ FRW} \times \frac{(100 + 20)}{100} \\ &= 8\,000 \text{ FRW} \times 1.20 \\ &= 9\,600 \text{ FRW}\end{aligned}$$

Suppose the vendor reduced the price by 15% instead, we get the new price as follows:

$$\begin{aligned}\text{New price} &= \text{Initial price} \times \text{multiplier} \\ &= 8\,000 \text{ FRW} \times \frac{(100 - 15)}{100} \\ &= 8\,000 \text{ FRW} \times 0.85 \\ &= 6\,800 \text{ FRW}\end{aligned}$$

### 4.3.2.1 Increasing multiplier

**Example 4.10**

Increase 200 kg by 8%

**Solution***Method 1*

8% means the overall percentage will be

$$100\% + 8\% = 108\% \\ 108\% \text{ in decimals} = \frac{108}{100} = 1.08$$

$$\text{Multiplier} = 1.08$$

$$\begin{aligned}\text{New value} &= 1.08 \times 200 \text{ kg} \\ &= 216 \text{ kg}\end{aligned}$$

*Method 2*

$$\begin{aligned}\text{If } 100\% &= 200 \text{ kg} \\ (100 + 8)\% &= ? \\ &= \frac{108 \times 200}{100} \\ &= 216 \text{ kg}\end{aligned}$$

**Example 4.11**

Increase 600 by 15%

**Solution**

$$\begin{aligned}\text{The increase} &= \frac{15}{100} \times 600 \\ &= 90\end{aligned}$$

$$\begin{aligned}\text{The new figure is } &600 + 90 = 690 \text{ or} \\ 15\% \text{ increase will give } &100\% + 15\% = 115\% \\ 115\% \text{ of } 600 &= \frac{115}{100} \times 600 \\ &= 115 \times 6 = 690\end{aligned}$$

**Example 4.12**

Deborah's salary last year was 15 000 FRW. This year it was increased by 20%. What is her salary this year?

**Solution**

$$\begin{aligned}\text{The salary increase was } &\frac{20}{100} \text{ of} \\ 15\,000 \text{ FRW} & \\ &= \frac{20}{100} \times 15\,000 \\ &= 3\,000 \text{ FRW}\end{aligned}$$

The new salary

$$\begin{aligned} &= 15\,000 \text{ FRW} + 3\,000 \text{ FRW} \\ &= 18\,000 \text{ FRW} \end{aligned}$$

### Exercise 4.2

Increase:

- (a) 50 by 10%      (b) 60 by 30%  
 (c) 70 by 5%      (d) 200 by 80%  
 (e) 450 by 100%    (f) 525 by 25%

#### 4.3.2.2 Decreasing multiplier

##### Example 4.13

Decrease 72 kg by 40%

##### Solution

40% means the overall percentage

$$= 100\% - 40\% = 60\%$$

$$60\% \text{ into decimal} = \frac{60}{100} = 0.6$$

= multiplier

Hence, the new value

$$= 0.6 \times 72$$

$$= 43.2 \text{ kg}$$

$$\begin{aligned} \text{Or } 40\% \text{ of } 72 \text{ kg} &= \frac{40}{100} \times 72 \\ &= 28.8 \text{ kg} \end{aligned}$$

$$72 - 28.8 = 43.2 \text{ kg}$$

##### Example 4.14

Decrease 500 by 18%

##### Solution

$$18\% \text{ of } 500 = \frac{18}{100} \times 500$$

$$= 90$$

$$500 - 90 = 410$$

Or Decreasing by 18% will give

$$100\% - 18\% = 82\%$$

$$82\% \text{ of } 500 = \frac{82}{100} \times 500$$

$$= 82 \times 5$$

$$= 410$$

### Exercise 4.3

Decrease

- (a) 200 by 20%      (b) 150 by 5%  
 (c) 450 by 35%      (d) 670 by 45%  
 (e) 1 000 by 3%      (f) 1 425 by 25%

## 4.4 Calculations of proportional change using multiplier

### Activity 4.5

Consider a shirt with a marked price of 500 FRW. After bargaining with the customer, the shirt is sold at a 10% lower. Discuss with your classmate the change in price and the new price (selling price) of the shirt in FRW.

From Activity 4.5, it is evident that the shirt has been sold at a reduced price compared to the initial buying price. The marked price is reduced proportional by 10% which translates to 50FRW. Therefore the customer bought the shirt at 50 FRW less.

### Example 4.15

In 2004 a miller processed 800 tonnes of maize. In 2005, the miller decreased production by 30%. How many tonnes did the miller process in 2005?

$$\text{Tonnes processed in 2004} = 800$$

$$\text{Percentage decreased} = 30\%$$

$$\text{Amount decreased} = 30\% \text{ of } 800 \text{ tonnes}$$

$$= \frac{30}{100} \times 800 \text{ tonnes}$$

$$= 240 \text{ tonnes}$$

$$\text{Amount produced in 2005}$$

$$= 800 - 240 \text{ tonnes}$$

$$= 560 \text{ tonnes}$$

**Example 4.16**

A farmer gets 80 litres of milk from his cow. The amount of milk from the cow reduced by 5% after illness. What is the new amount of milk produced by the cow.

**Solution**

Initial amount = 80 litres

Percentage decrease = 5%

$$\begin{aligned} \text{Amount decreased} &= 5\% \text{ of } 80 \text{ litres} \\ &= \frac{5}{100} \times 80 \\ &= 4 \text{ litres} \end{aligned}$$

$$\begin{aligned} \text{New amount} &= (80 - 4) \text{ litres} \\ &= 76 \text{ litres} \end{aligned}$$

**Exercise 4.4**

- Increase:
  - 70 by 20%
  - 250 by 50%
  - 750 by 100%
  - 1 250 by 5%
  - 2 by 95%
  - 100 by 0.75%
- Decrease:
  - 600 by 20%
  - 30 by 30%
  - 1 760 by 10%
  - 230 by 11%
  - 980 by 99%
  - 2 250 by 2%
- Mbaya bought 10 m of cloth material for making suits. After washing the length shrunk by 5%. What was the length after washing?
- The bus fare from Town A to Town B used to be 600 FRW. Due to increase in petrol, the fare has increased by 25%. What was the new fare?
- Habimana's salary used to be 45 000 FRW. The company started making losses and his salary was reduced by 15%. What is his new salary?

**Unit summary**

- A **ratio** is a relation that compares two or more quantities of the same kind, such as lengths, using division giving one quantity as a fraction of another.
- A **proportion** is a mathematical statement of the equality of two ratios.
- The four properties of proportion are:
  - Mean-extremes or cross - product
  - Mean or extremes switching
  - Inverse or reciprocal
  - Denominator addition/ subtraction
- If two ratio have the **same value** then they are **equivalent**, even though they may look different.
- A **decreasing multiplier** is a factor that reduces the proportion of a given quantity. To calculate the new price, we proceed as  
New price = initial price  $\times$  multiplier, where,  
multiplier =  $\left(\frac{100 - x}{100}\right)$  and  $x$  is the percentage decrease on the cost price.
- An **increasing multiplier** is a factor that increases the proportion of a given quantity.  
To calculate the new price, we proceed as  
New price = initial price  $\times$  multiplier, where  
multiplier =  $\left(\frac{100 + x}{100}\right)$  and  $x$  is the percentage increase on the cost price.

**Unit 4 test**

- Express the following ratios to their simplest form.
  - 8:24
  - 0.2:0.8
  - $\frac{1}{8} : \frac{1}{2}$
  - $\frac{3}{4} : 20$
- Uwimana has a flock of 3 000 sheep. He intends to reduce the flock by 40%. What number will be his new flock?
- A cow produced 800 litres of milk in one week. In the following week its milk production increased by 30%. What amount of milk did it produce in the week.
- The attendance in an agricultural shows that last year was 60 000 people. This year the attendance increased by 12%. What was the attendance this year?
- A farmer produces 9 500 tonnes of coffee in the first six months of the year. Because of drought in the following six months, the production reduced by 36 %. How many tonnes of coffee were produced in the year?
- In 2005, a certain region increased milk production by 22% over the previous year. If in 2004 the region had produced 25 450 000 litres of milk, how many litres were produced in the two years?
- The population of a town increases by 8% every year. The population this year is 52 800. What will be the population after 2 years?
- In 2003, the number of HIV and AIDS patients visiting a certain dispensary fell by 25%. If a total of 1200 patients had visited dispensary in 2002, how many patients visited the dispensary in 2003?
- A milk processing company has a capacity to process 6 million litres of milk in 2 months. In the last two months, processing fell by 45% due to repair undertaken in the factory. How many litres of milk were processed in the two months?
- A region produces 5 million tonnes of maize every year. The production fell by 15% in the following years. How many tonnes were produced by the region over the two years?
- Three business partners Patrick, Rebecca and Joseph contributed 50 000 FRW, 40 000 FRW and 25 000 FRW respectively, to start a business. After sometime, they realised a profit which they decided to share in the ratio of their contributions. If Joseph's share was 10 000 FRW, by how much was Patric's share more than Rebecca's?

## 5

## THALES' THEOREM

## Key unit competence

By the end of this unit, I will be able to use Thales' theorem to solve the problem related to similar shapes and determine their lengths and area.

## Unit outline

- Midpoint theorem
- Thales' theorem and its converse
- Application of Thales' theorem in calculating lengths of proportions segments (In triangles and Trapeziums)

## 5.1 Midpoint theorem

## Activity 5.1

1. Using a ruler, draw a line segment AB of length 10 cm.
2. Mark Point C 5 cm from A towards B at the midpoint of the line AB. Measure and compare the lengths AC and CB. What can you say about these two line segments AC and CB?
3. What Fraction does segment AC represent in terms of length AB?

**Midpoint** is defined as the point halfway between the endpoints of a line segment. A midpoint divides a line segment into two equal segments.

Consider Fig. 5.1.

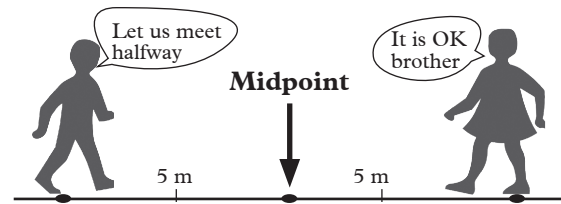


Fig. 5.1

In figure 5.1 above, two people are 10 metres apart. They want to meet at the midpoint. The midpoint is half way from each person.

The concept of midpoint of lines can be extended to triangles and trapezia to establish the proportions between parallel line segments.

This is summed up in what is known as **midpoint theorem**.

## Activity 5.2

In triangle ABC below, AC = 8 cm, CB = 6 cm and AB = 10 cm.

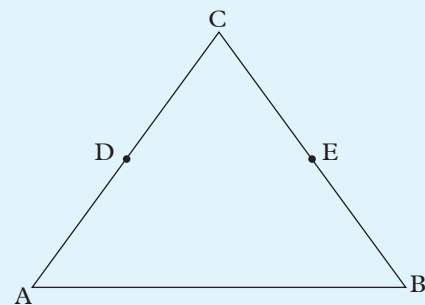


Fig 5.2

1. With the aid of a ruler, construct the above triangle accurately.

2. Measure and mark points D and E, the midpoints of AC and BC respectively.
3. Join D to E with a straight line as shown in Figure 5.3. Measure the length of the line DE
4. Compare the lengths of DE and AB and state the relationship.
5. Draw dotted perpendicular lines from points D and E to intersect line AB as shown in Figure 5.3. Measure and compare their lengths. What do you notice?

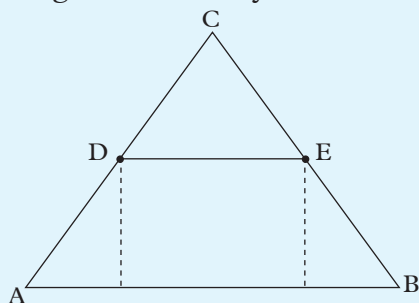


Fig. 5.3

6. From your results in step 5, are the line segments DE and AB parallel or not?

Consider a triangle PQR below.

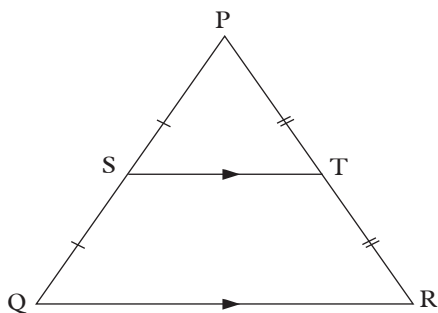


Fig. 5.4

In Fig 5.4, Point S is the mid-point of the line segment PQ and T is the mid-point of the line segment PR.

Hence the line segment PS is equal to SQ, and the line segment PT is equal to TR.

When the two mid-points S and T are joined together, they form the line segment ST. From the results of Activity 5.2, ST is parallel to QR. By measuring, we see that the length of ST is half the length of QR.

These facts are summarised in **midpoint theorem** that states:

1. The straight line through the midpoints of two sides of the triangle is parallel to the third side of the triangle.
2. The length of the segment joining the midpoints of the sides of the triangle is half the length of the third side which are parallel to it.

The midpoint theorem is also extended to trapezia.

### Activity 5.3

In trapezium ABCD below, AB = 4 cm, BC = 6 cm and CD = 5 cm and AD = 8 cm.




Fig. 5.5

1. With the aid of a ruler, construct the above trapezium accurately
2. Measure and mark points E and F, the midpoints of AB and DC respectively. Join E to F with a straight line as shown in Fig. 5.5.
3. Draw dotted perpendicular lines from points E and F to intersect



line AD. Measure and compare their lengths. What do you notice?




Fig. 5.6

- From your results in step 3, are the line segments DE and AB parallel or not?

Consider a trapezium below.

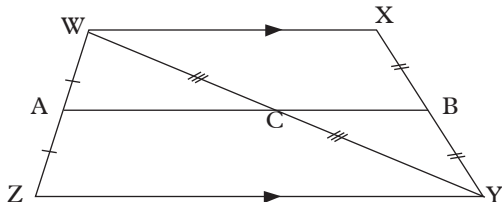


Fig. 5.7

In the trapezium WXYZ, WX is parallel to ZY. ZY is the base of the trapezium. Point A and B are the midpoints of ZW and YX respectively.

Therefore, AB is parallel to ZY.

These facts are summarised in the **midpoint theorem** for trapezia that states that:

**The line through the midpoint of two non-parallel sides of a trapezium is parallel to the base of the trapezium.**

Note: Applying the midpoint theorem in triangle ZWY, you should note that

$AC = \frac{1}{2} ZY$ , C is the midpoint of WY hence  $WC = CY$ .

**Example 5.1**

In the triangle below, find the value of x.

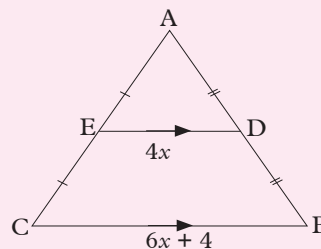


Fig. 5.8

**Solution**

By midpoint theorem,  $DE = \frac{1}{2} BC$

We get  $4x = \frac{1}{2}(6x + 4)$

$8x = 6x + 4$

$8x - 6x = 4$

$2x = 4$  so  $x = 2$

**Example 5.2**

In the Trapezium below, E is the midpoint of AD, find the value of x, given that

$AB = 6x^2 - 36$  and  $EF = 2x^2 - 3x$ .

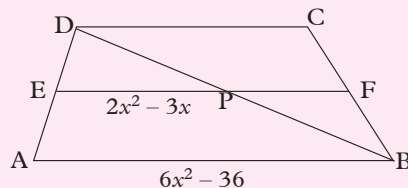


Fig. 5.9

**Solution**

By midpoint theorem,  $EF = \frac{1}{2} AB$

So,  $\frac{1}{2}(6x^2 - 36) = 2x^2 - 3x$

$6x^2 - 36 = 4x^2 - 6x$

Correcting like terms together,

$2x^2 + 6x - 36 = 0$

Dividing by 2 throughout,

$x^2 + 3x - 18 = 0$

$x^2 + 6x - 3x - 18 = 0$

$x(x+6) - 3(x+6) = 0$

$$\begin{aligned}(x - 3)(x + 6) &= 0 \\ x - 3 &= 0 \\ x + 6 &= 0 \\ x = 3 \text{ or } x &= -6\end{aligned}$$

**Exercise 5.1**

1. In the figure below, find the value of  $x$  given that  $PQ$  is parallel to  $AC$ .

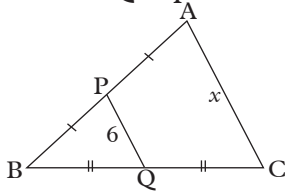


Fig. 5.10

2. In the figure below, find the value(s) of  $x$  given that  $PQ$  is parallel to  $AB$ .

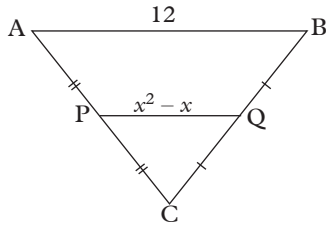


Fig. 5.11

3. In the trapezium below,  $FG = 2x^2 - 5x$  and  $AB = 14$  cm.  $FG$  is parallel to  $AB$ .

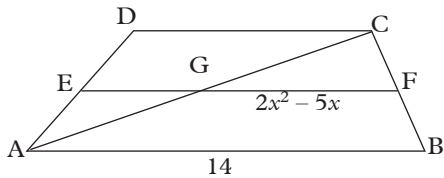


Fig. 5.12

Find the values of  $x$  that can balance the conditions of the parallel sides.

4. In the Fig. 5.13,  $PQ$  is parallel to  $BA$ ,  $AC$  is 6 cm. Triangle  $BCA$  is right-angled at  $C$ .

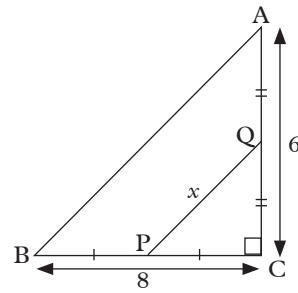


Fig. 5.13

Find the value of  $x$ .

5. Find the values of  $x$  in the diagrams below.

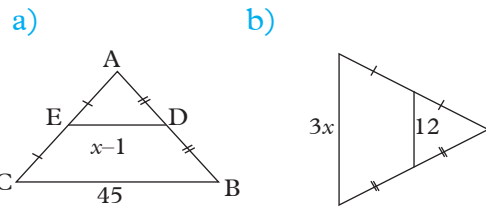


Fig. 5.14

6. Find the value of  $y$  in the triangle  $PQR$  if point  $M$  is the midpoint of the side  $PQ$  and  $N$  is the midpoint of the side  $PR$  given that  $QR = 30$  cm.

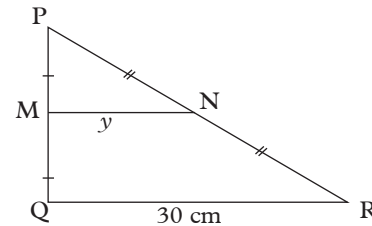


Fig. 5.15

**5.2 Thales' theorem**

**5.2.1 Thale's theorem in triangles**

**Activity 5.4**

1. Find the values of letters given in the ratios,
- $4:6 = c:3$
  - $5:4 = 15:x$

2. a) Draw triangle ABC with dimensions of your choice.
- b) Draw a line DE parallel to side AB.

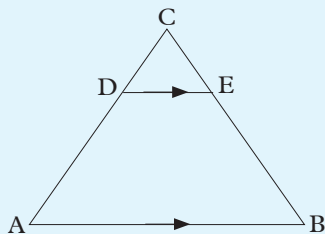


Fig. 5.16

- c) Measure and record the lengths of the line segments AD, DC, BE and EC.
- d) Find and compare the ratios  $\frac{AD}{DC}$  and  $\frac{BE}{CE}$ . What do you notice?

Remember, a ratio is a way of comparing two or more quantities of the same kind. Given that  $a:b = c:d$ , we can write this as a proportion of two equal ratios as  $ab=cd$ .

In step 2 of activity 5.4, you should have noticed that  $\frac{AD}{DC} = \frac{BE}{CE}$ .

This fact is summarised in **Thales' theorem** which states that:

**"If a line is drawn parallel to one side of a triangle intersecting the other two sides, it divides the two sides in the same ratio.**

For example, in triangle PQR below ST is parallel to PQ.

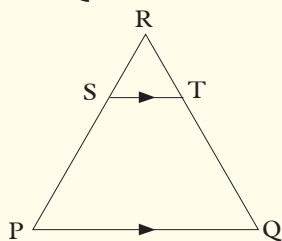


Fig. 5.17

Thales' theorem states that:

$$\frac{PS}{SR} = \frac{QT}{TR}$$

**Example 5.3**

In the figure below, DE is parallel to BC, find the value of x.

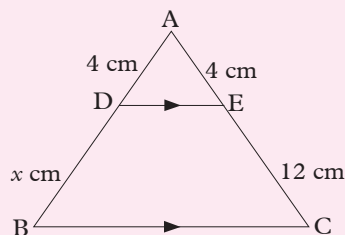


Fig. 5.18

**Solution**

By Thales' theorem  $\frac{AD}{DB} = \frac{AE}{EC}$   
 $\Rightarrow 4x = 48$  and  $x = 12$

**5.2.2 Thales' theorem in Trapezia**

**Activity 5.5**

1. Draw three parallel lines AB, CD and EF.
2. Draw two lines that pass through the parallel lines (Transverse lines) as shown in Fig. 5.19.

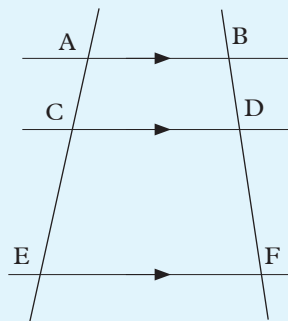


Fig. 5.19

What is the name of figure EABF?

3. Measure and record the lengths of the line segments AC, CE, BD and DF.
4. Find and compare the ratios  $\frac{AC}{CE}$  and  $\frac{BD}{DF}$ . What do you notice?

In activity 5.5, we drew three parallel lines and two transversals through them (figure 5.19). Figure EABF is a trapezium.

You should have noticed that  $\frac{AC}{CE} = \frac{BD}{DF}$ . Consider Figure 5.20 below;

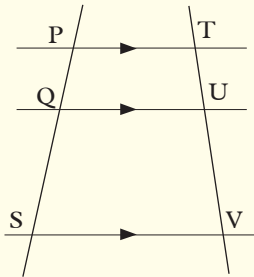


Fig. 5.20

Thales' theorem states that:  
 $\frac{PQ}{QS} = \frac{TU}{UV}$

**Example 5.4**

Find the value of  $y$  in the figure below.

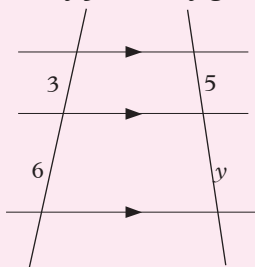


Fig. 5.21

**Solution**

By using Thales' theorem,

We get  $\frac{3}{6} = \frac{5}{y}$

By cross-multiplying, we get  $3y = 30$

We get  $y = 10$

**Example 5.5**

In the figure below, find the value of  $x$ .

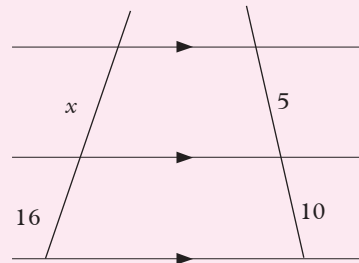


Fig. 5.22

**Solution**

By using Thales' theorem,

We get  $\frac{x}{16} = \frac{5}{10}$

By cross multiplying, we get  $10x = 80$  and  $x = 8$ .

**Example 5.6**

Use Figure 5.23 to complete the proportions given below it.

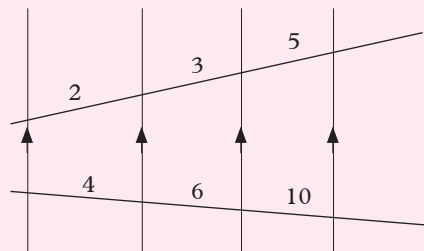


Fig. 5.23

- i)  $\frac{2}{3} = \frac{4}{?}$
- ii)  $\frac{3}{?} = \frac{6}{10}$
- iii)  $\frac{10}{6} = \frac{?}{3}$
- iv)  $\frac{2}{3+5} = \frac{4}{6+?}$

**Solution**

- i)  $\frac{2}{3} = \frac{4}{6}$
- ii)  $\frac{3}{5} = \frac{6}{10}$
- iii)  $\frac{10}{6} = \frac{5}{3}$
- iv)  $\frac{2}{3+5} = \frac{4}{6+10}$

### 5.3 The converse of Thales' theorem

#### Activity 5.6

1. Draw triangle ABC with dimensions of your choice.
2. Draw a line XY through side AC and BC; ensure the line is not parallel to AB.

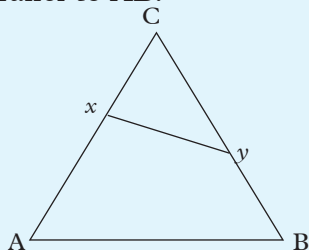


Fig. 5.24

3. Measure and record the lengths of the line segments AX, XC, BY and YC.
4. Find and compare the ratios  $\frac{AX}{XC}$  and  $\frac{BY}{YC}$ . What do you notice?

In activity 5.6, you should have noticed that the ratio  $\frac{AX}{XC} \neq \frac{BY}{YC}$ .

This observation is the **converse of Thales' theorem**, which can be summed up as follows:

“If a line intersects two sides of a triangle and is not parallel to the third side, then it does not divide the sides in the same ratio.”

### Exercise 5.2

1. In the Figure 5.25 below, find the value of  $x$ .

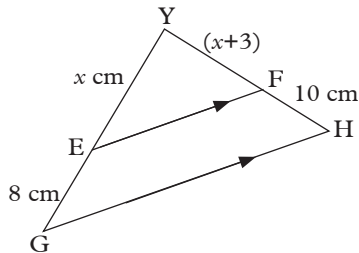


Fig. 5.25

2. Find the values of  $x$  in the Fig. 5.26.

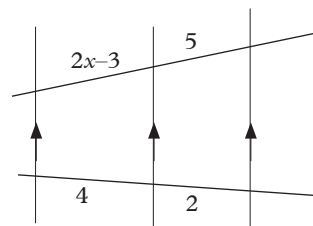


Fig. 5.26

3. In the Figure 5.26 find the values of  $x$ .

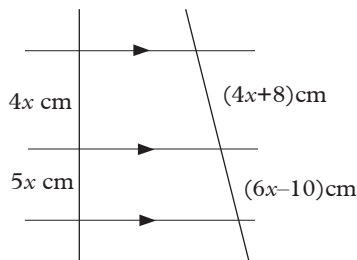


Fig. 5.27

4. Find the value(s) of  $k$  in the Fig. 5.28.

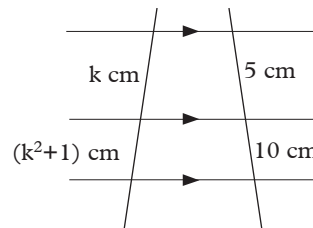


Fig. 5.28

5. Copy and complete the proportions in figure 5.29.

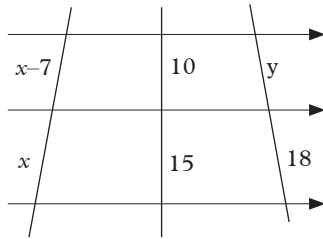


Fig. 5.29

- (a) i)  $\frac{10}{?} = \frac{y}{18}$  ii)  $\frac{?}{x} = \frac{y}{18}$   
 iii)  $\frac{15}{10} = \frac{?}{x-7}$

(b) Calculate the values of  $x$  and  $y$ .

6. Find the values of  $x$  in the Fig. 5.30.

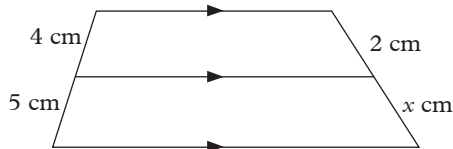


Fig. 5.30

7. In the Fig. 5.31 below, find the value of  $x$  in:

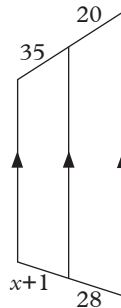


Fig. 5.31

8. Find the values of  $x$  in the figures below.

- a) b) c)

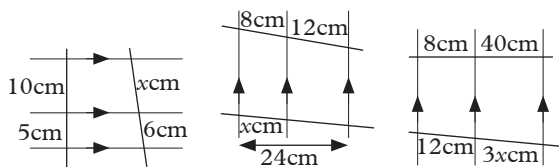


Fig. 5.32

## Unit Summary

1. **Midpoint:** It is the point halfway between the endpoints of a line segment. For example, if  $AX = XB$  then  $X$  is the midpoint of line  $AB$ .

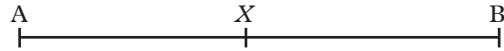


Fig. 5.33

2. **Thales' theorem** states that if a line is drawn parallel to one side of a triangle intersecting the other two sides, it divides the two sides in the same ratio. For instance, in triangle  $ABC$  in Fig. 5.34.

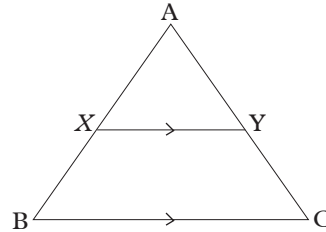


Fig. 5.34

Thales' theorem states that;  $\frac{BX}{XA} = \frac{CY}{YA}$ .

3. The **converse of Thales theorem** states that if a line intersects two sides of a triangle and is not parallel to the third side, then it does not divide the sides in the same ratio.
4. The **midpoint theorem for trapezia** it states that the line through the midpoint of two non-parallel sides of a trapezium is parallel to the base of the trapezium.
5. The **midpoint theorem** states that:
- a) The straight line through the midpoints of two sides of the triangle is parallel to the third side of the triangle.
- b) The length of the segment joining the midpoints of the sides of the triangle is half the length of the third side which are parallel to it.

6. A **ratio** is a way of comparing two or more quantities of the same kind. For example 1:2, 3:4 are ratios.

**Unit 5 test**

1. In the figure 5.35, ACB is a right-angled triangle. The bisector of AC and BC is parallel to BA.

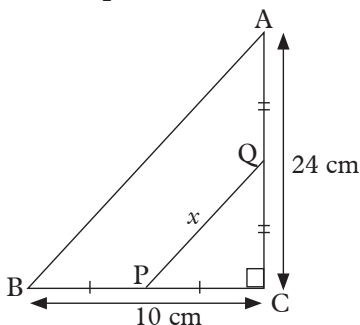


Fig. 5.35

Find the value of  $x$ .

2. In Fig. 5.36, determine the value of  $x$ .

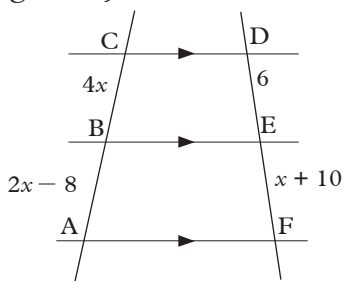


Fig. 5.36

3. Given that P and Q are the midpoints of lines AB and BC respectively in the Fig. 5.37.

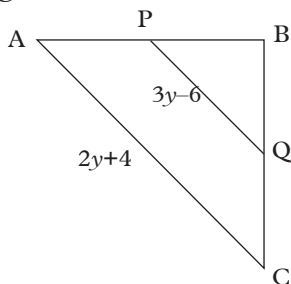


Fig. 5.37

Find the value of  $y$ .

4. Fig. 5.38 is a trapezium. AM is half of AB and CN is half of CD. Given that  $AB = 8$  cm and  $CD = 10$  cm.

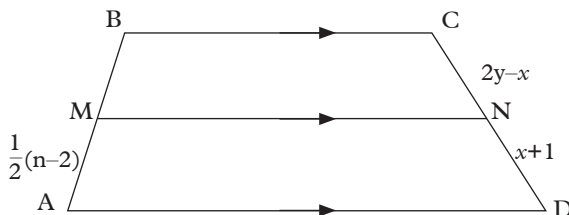


Fig. 5.38

- a) Determine the values of  $n$ ,  $x$  and  $y$ .  
 b) Express the following as ratios to their simplest forms.  
 i)  $MB:CD$     ii)  $AM:DN$
5. The right-angled triangle ABC in Fig. 5.39 has E as the midpoint of line segment AB and F as the midpoint of line segment of BC. Given that  $AB = 9$  cm and  $EF = 6$  cm.

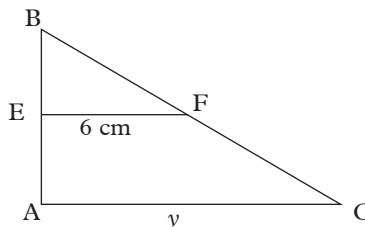


Fig. 5.39

Find:

- a) The value of  $y$   
 b) Length CF  
 c) Area of triangle EBF and ABC
6. In the Figure 5.40,  $AB = 2.4$  cm,  $AC = 3.6$  cm,  $BC = 3$  cm and  $BB' = 3.6$  cm

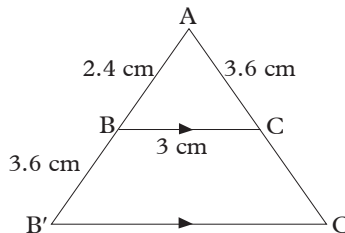


Fig. 5.40

Find  $AC'$  and  $B'C'$

7. In the Figure 5.41, find the value of  $x$ .

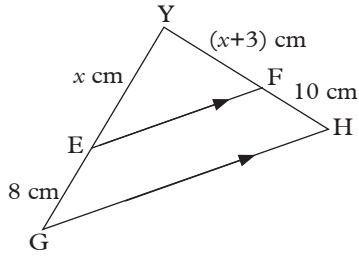


Fig. 5.41

8. Find the value of  $x$  in the Figure 5.41 if the line of length  $2(4x-8)$  bisects AC and BC.

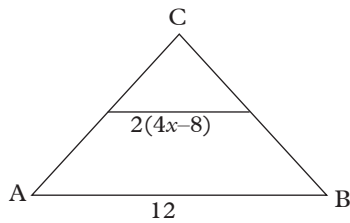


Fig. 5.41

9. Find the value of  $x$  in the Figure 5.42.

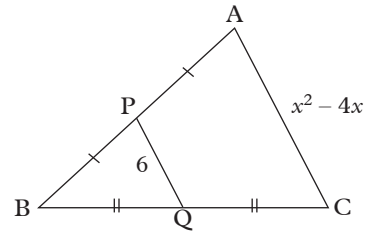


Fig. 5.42

10. In the trapezium in Fig. 5.43,  $EF = (2x^2 - 5x)$  cm and  $AB = 14$  cm.  $EF$  is parallel to  $AB$ ,  $E$  and  $F$  are the midpoints of  $AD$  and  $BC$  respectively.




Fig. 5.43

Find the values of  $x$  that can balance the conditions of the parallel sides.



## 6

## PYTHAGORAS' THEOREM

## Key unit competence

By the end of this unit, I will be able to solve problems of lengths in right angled triangle by using Pythagoras' theorem.

## Unit outline

- State Pythagoras' theorem
- Identify hypotenuse in three sided of a right angled triangle
- Demonstration of Pythagoras' theorem
- Application of Pythagoras' theorem in calculations

## 6.1 Pythagoras' theorem

Any triangle that contains a right angle is called a right triangle or right-angled triangle. Right triangles occur frequently in everyday life situations. For example, right triangles are formed when you lean a ladder against a wall or you brace a book shelf.

Fig 6.1 shows a right triangle. The longest side in any right triangle is called the hypotenuse.

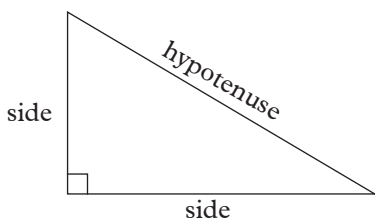


Fig. 6.1

For a very long time, it has been known, as a matter of fact, that a triangle with sides 3, 4 and 5 units is right-angled. However, this is only one isolated case and does not

provide an answer to the question above. The lengths of the sides of a right triangle are related in a special way as you will discover from the following activities.

## Activity 6.1

Consider a floor that is tiled with tiles of the same size, each is a right-angled isosceles triangle, as in Fig. 6.2.

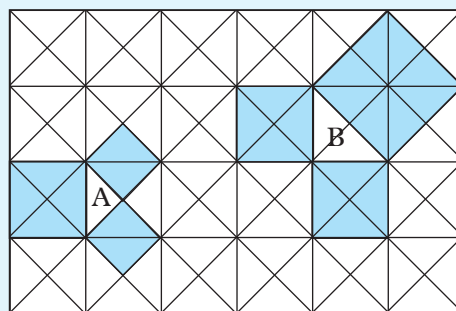


Fig. 6.2

1. Make a copy of this figure on a larger scale.
2. Pick any of the small triangular tiles (e.g. A) and shade the three squares standing on its sides. The squares on the shorter sides are equal (each comprising of two triangular tiles).
3. How many tiles make the square on the longest side (called the **hypotenuse**)?
4. Shade a triangle composed of two triangular tiles (e.g. B). This triangle is similar to the previous one.
5. Count the number of tiles that make the squares on its sides.

6. Continue shading triangles of the same shape but of increasing size and record your results as in Table 6.1.

No. of tiles making the triangle	No. of tiles making the square on		
	1 <sup>st</sup> short side <i>a</i>	2 <sup>nd</sup> short side <i>b</i>	Longest side <i>c</i>
1	2	2	4
2			

Table 6.1

What is the relationship between the values of *a*, *b* and *c*?

Suppose the area of a triangle represents 1sq. unit, find the areas of the squares on the three sides of the triangle. What is the relationship between the three areas?

Suppose also that the area of triangle B in the same figure represents 1sq. unit state the areas of the three squares on the side of B.

What is the relationship between the three areas?

In both cases, the sum of the areas of the square on the two shorter sides is equal to the area of the square on the hypotenuse. Is this fact true if the right-angled triangle is not isosceles? Verify this by carrying out Activities 6.2 and 6.3.

**Activity 6.2**

1. Draw  $\triangle ABC$ , right-angled at B on a stiff paper, such that BC is longer than AB. Construct the three squares on its sides, as in Fig. 6.3.

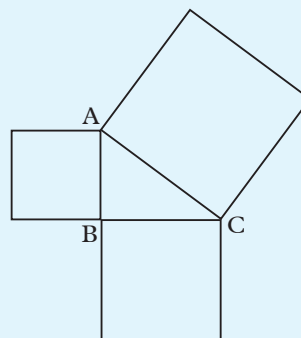


Fig. 6.3

2. Locate the centre P of the square on side BC. Through P, construct a line perpendicular to AC and another line parallel to AC, to subdivide the square into four pieces as in Fig. 6.4.

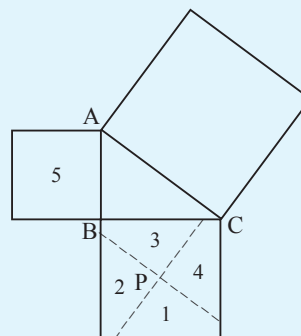


Fig. 6.4

3. Cut out the squares on AB and BC. Cut out the square on BC into the four pieces indicated. Arrange the pieces to cover completely the square on AC (See Fig. 6.5). Note that the pieces can be moved into their new positions without rotating any of them or turning them over. (This is like a jigsaw puzzle and is referred to as **Perigal's dissection**).

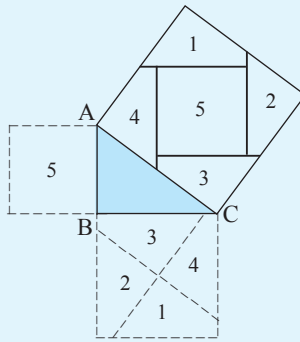


Fig. 6.5

What can you say about the areas of the squares on the two shorter sides of the triangle?

**Activity 6.3**

1. (a) Construct a right triangle with sides of 3 cm, 4 cm and 5 cm respectively on a piece of grid paper Fig 6.6




Fig 6.6

- (b) Draw a square on each side of the triangle. Calculate the area of each square.
- (c) How does the area of the square on the hypotenuse seem to relate to the areas of the squares drawn on the other two sides?

2. Repeat question 1 by constructing right triangles
  - (a) 6 cm, 8 cm, 10 cm
  - (b) 5 cm, 12 cm, 13 cm
3. The side of various right triangles are shown in the table 6.2.
  - (a) Draw each right triangle using the sides given measure the hypotenuse.
  - (b) Draw a square on each side of the right triangle. Find the area of each square.
  - (c) How does the area of the square drawn on the hypotenuse seem to relate to the areas of the other two sides?

Side 1	Side 2	Side 3
9 cm	12 cm	
1.5 cm	12.0 cm	
9.0 cm	2.0 cm	
15 cm	36 cm	
2.5 cm	6.0 cm	

Table 6.2

From activities 6.1 to 6.3, the area of the square on the hypotenuse is equal to the sum of the areas on the other two sides of any right triangle.

Similarly, consider Fig. 6.7.

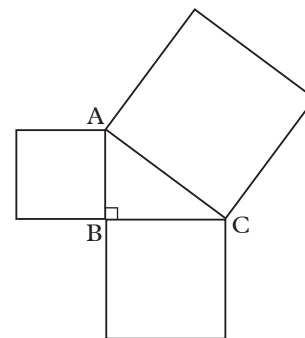


Fig. 6.7

ABC is a right-angled triangle. The following relationship is obtained.

$$\begin{aligned} \text{Area of square A} + \text{Area of square B} &= \text{Area of square C} \\ a^2 + b^2 &= c^2 \end{aligned}$$

This relationship is called the **Pythagorean relation or Pythagoras theorem**. It states that “in a right triangle the square of the hypotenuse is equal to the sum of the squares of the other two sides”.

The Pythagoras relation can be used to help you find the missing side in a right triangle.

### Example 6.1

A right triangle has a hypotenuse 12 cm long. Find the length of the third side if one of the two shorter sides is 8 cm long. Give your answer to the nearest centimetres.

### Solution

Fig 6.8 shows the triangle described above.

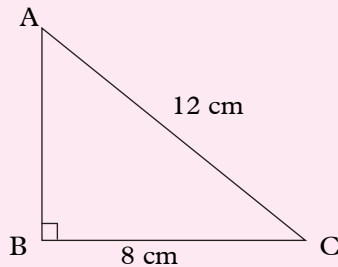


Fig 6.8

Let  $AB = a$ ,  $BC = b$  and  $AC = c$

Then,  $a^2 + b^2 = c^2$

$$a^2 + 8^2 = 12^2$$

$$a^2 + 64 = 144$$

$$a^2 = 144 - 64$$

$$= 80$$

$$a = \sqrt{80}$$

$$= 8.94$$

Thus,  $AB = 8.9$  cm (to the nearest 0.1)

### Exercise 6.1

1. Lengths of the sides of four triangles are shown. Identify which of the triangles are right angled, showing your method.

- (a)  $AB = 24$  cm,  $BC = 10$  cm,  $AC = 26$  cm
- (b)  $DE = 7$  cm,  $EF = 8$  cm,  $FD = 13$  cm
- (c)  $GH = 10.6$  cm,  $HF = 5.6$  cm,  $IG = 9.0$  cm
- (d)  $JK = 16$  mm,  $KL = 34$  mm,  $LJ = 30$  mm

2. Use Fig 6.9 to copy and complete the following, given that A,B,C represent areas of the three squares.

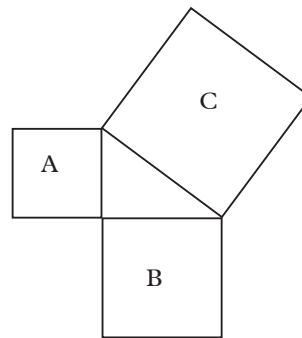


Fig. 6.9

- (a)  $A = 28$  cm<sup>2</sup>,  $B = 17$  cm<sup>2</sup>,  $C = \underline{\hspace{1cm}}$
- (b)  $A = \underline{\hspace{1cm}}$ ,  $B = 167$  cm<sup>2</sup>,  $C = 225$  cm<sup>2</sup>
- (c)  $A = 4.55$  cm<sup>2</sup>,  $B = \underline{\hspace{1cm}}$  cm<sup>2</sup>,  $C = 6.89$  cm<sup>2</sup>
- (d)  $A = 22.09$  cm<sup>2</sup>,  $B = 87.8$  cm<sup>2</sup>,  $C = \underline{\hspace{1cm}}$  cm<sup>2</sup>
- (e)  $A = \underline{\hspace{1cm}}$  cm<sup>2</sup>,  $B = 50.13$  cm<sup>2</sup>,  $C = 126.21$  cm<sup>2</sup>
- (f)  $A = 125.44$  cm<sup>2</sup>,  $B = \underline{\hspace{1cm}}$  cm<sup>2</sup>,  $C = 233.16$  cm<sup>2</sup>

## 6.2 Proof of Pythagoras' theorem (using algebra)

### Activity 6.4

For pythagoras' theorem to be completely general, think of a triangle T whose sides are of lengths a, b and c units, as in Fig. 6.10.

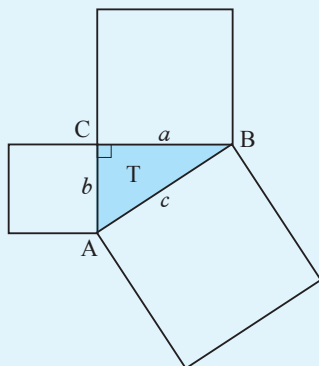


Fig. 6.10

1. Rotate triangle T through  $90^\circ$  in a clockwise direction about the centre O of the square on the longest side. Triangle T is mapped onto triangle T' as in Fig. 6.11.

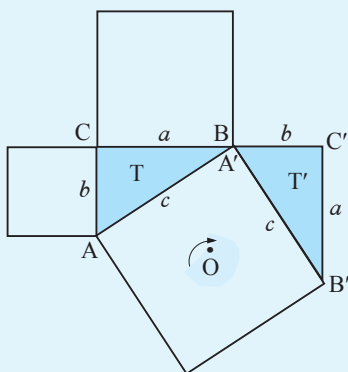


Fig. 6.11

Note that line CBC' is straight and C'B' is at right angles to it.

2. Rotate triangle T' in a clockwise direction about O twice through  $90^\circ$  in each case, to positions T'' and T''' as in Fig. 6.12.

Note that the figure CC'C''C''' obtained after the three rotations, is a square of side (a + b) units.

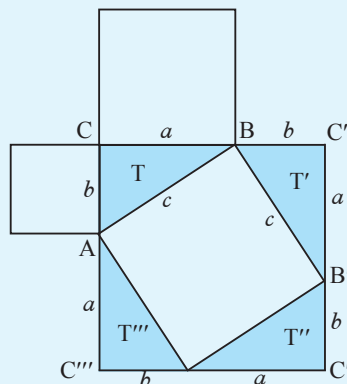


Fig. 6.12

3. Look at this square as follows:
  - (a) As the central square (of a side c) plus four equal triangles of sides a and b units. Thus, the area of the square is
 
$$c^2 + 4 \times \frac{1}{2} \times a \times b$$

$$= (c^2 + 2ab) \text{ square units} \dots\dots (i)$$
  - (b) As a square of side (a + b) units, whose area is  $(a + b)^2$ 

$$= (a^2 + b^2 + 2ab) \text{ square units} \dots\dots (ii)$$

The two expressions, (i) and (ii), are for the same area, and so,

$$c^2 + 2ab = a^2 + b^2 + 2ab$$

i.e.  $c^2 = a^2 + b^2$

### 6.2.1 Using Pythagoras' theorem

As we have seen, Pythagoras' theorem concerns areas of the square on the sides of a right angled triangle. Its main use, however, is in calculating lengths. It also provides us with a test for a right-angled triangle.

A triangle is right-angled, whenever the square of the length of the longest side equals the sum of the squares of the lengths of the other two sides.

**Example 6.2**

Calculate the length of the third side of the triangle in Fig. 6.13.

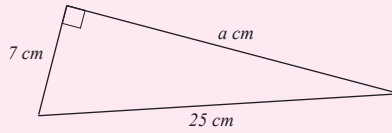


Fig. 6.13

**Solution**

Using Pythagoras' theorem,

$$25^2 = a^2 + 7^2$$

$$\text{i.e. } 625 = a^2 + 49$$

$$\therefore a^2 = 625 - 49$$

$$a^2 = 576$$

$$\Rightarrow a = \sqrt{576} = 24$$

i.e. the length of the third side is 24 cm.

**Example 6.3**

Find the length of AB in Fig. 6.14.

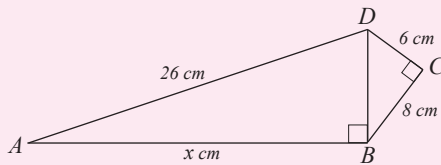


Fig. 6.14

**Solution**

$\triangle BCD$  is a right-angled triangle

$$\begin{aligned} \therefore BD^2 &= (8 \text{ cm})^2 + (6 \text{ cm})^2 \text{ (by Pythagoras' theorem)} \\ &= 100 \text{ cm}^2 \end{aligned}$$

$\triangle ABD$  is right-angled

$$\therefore 26^2 = x^2 + BD^2 \text{ (by Pythagoras' theorem)}$$

$$\text{i.e. } 26^2 = x^2 + 100$$

$$\therefore x^2 = 676 - 100$$

$$x^2 = 576$$

$$\Rightarrow x = \sqrt{576} = 24$$

$$\therefore AB = 24 \text{ cm}$$

**Example 6.4**

Use the Fig. 6.15 to calculate the missing lengths given that  $AB = BC = CD = DE = EF = 1$  unit, leaving your answers in the surd form if necessary.

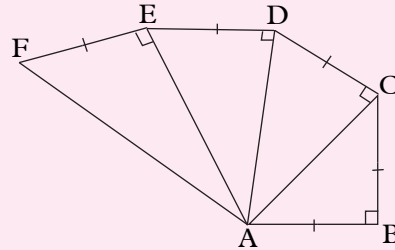


Fig. 6.15

**Solution**

Using  $\triangle ABC$ ,  $AB = BC = 1$

$$\angle ABC = 90^\circ$$

$\triangle ABC$  is right angled, and AC is the hypotenuse

$$AB^2 + BC^2 = AC^2$$

$$1^2 + 1^2 = AC^2$$

$$2 = AC^2$$

$$AC = \sqrt{2} \text{ units}$$

Using  $\triangle ACD$ ,  $AC = \sqrt{2}$ ,  $CD = 1$  and

$$\angle ACD = 90^\circ$$

$\triangle ACD$  is right angled and AC is the hypotenuse

$$AC^2 + CD^2 = AD^2$$

$$(\sqrt{2})^2 + 1^2 = AD^2$$

$$2 + 1 = AD^2$$

$$AD = \sqrt{3} \text{ units}$$

$\triangle ADE$  is right angled at D and

$$AD = \sqrt{3} \text{ and } DE = 1$$

$$AE^2 = AD^2 + ED^2$$

$$= (\sqrt{3})^2 + 1^2$$

$$= 3 + 1 = 4$$

$$AE = \sqrt{4} = 2 \text{ units}$$

$\triangle AEF$  is right angled at  $E$

$$AE^2 + EF^2 = AF^2$$

$$2^2 + 1^2 = AF^2$$

$$5 = AF^2$$

$$AF = \sqrt{5} \text{ units}$$

### Exercise 6.2

1. Fig. 6.16 is a right-angled triangle with squares A, B and C on its sides.

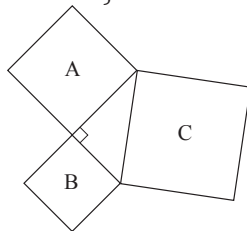


Fig. 6.16

Find the length of the third side of the triangle if the area of squares.

- (a)  $A = 144 \text{ cm}^2, B = 25 \text{ cm}^2$
  - (b)  $B = 16 \text{ cm}^2, C = 25 \text{ cm}^2$
  - (c)  $A = 4.53 \text{ m}^2, C = 6.89 \text{ m}^2$
2. Fig. 6.17 shows a right-angled triangle, all measurements are in centimetres.

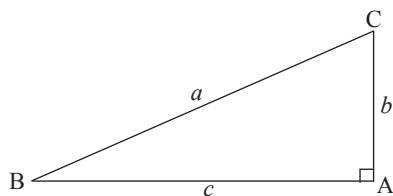


Fig. 6.17

- (a) If  $b = 6$  and  $c = 8$ , find  $a$ .
  - (b) If  $b = 8$  and  $c = 15$ , find  $a$ .
  - (c) If  $b = 9$  and  $a = 15$ , find  $c$ .
  - (d) If  $a = 50$  and  $c = 48$ , find  $b$ .
3. In triangle ABC,  $AB = 3 \text{ cm}$ ,  $BC = 5 \text{ cm}$  and  $\angle ABC = 90^\circ$ . Find AC.
4. In triangle LMN,  $LM = 4 \text{ cm}$ ,  $LN = 6 \text{ cm}$  and  $\angle LMN = 90^\circ$ . Find MN.

5. In Fig. 6.18, all the measurements are in centimeters. Find the lengths marked by the letters.

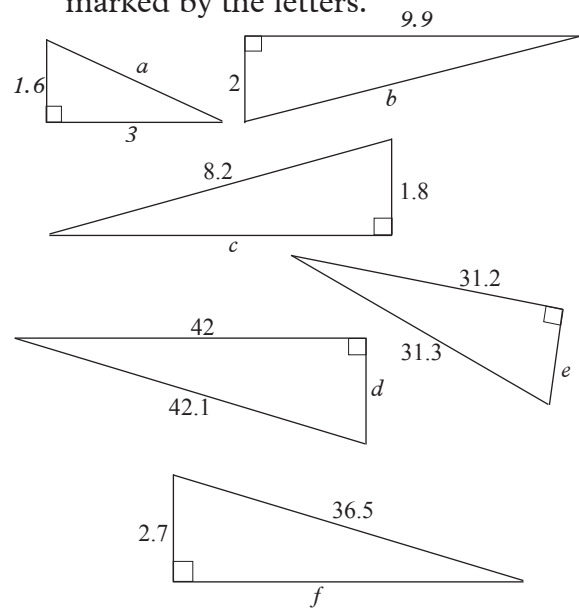


Fig. 6.18

6. In Fig. 6.19, all the measurements are in metres. Find the lengths marked by letters.

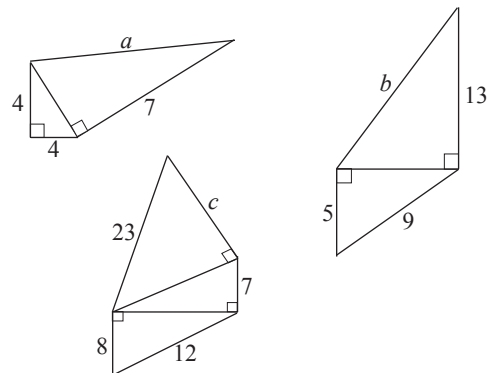


Fig. 6.19

7. The sides of a rectangle are 7.8 cm and 6.4 cm long. Find the length of the diagonal of the rectangle.
8. The length of the diagonal of a rectangle is 23.7 cm and the length of one side is 18.8 cm. Find its perimeter.

9. Find the length of the missing side in

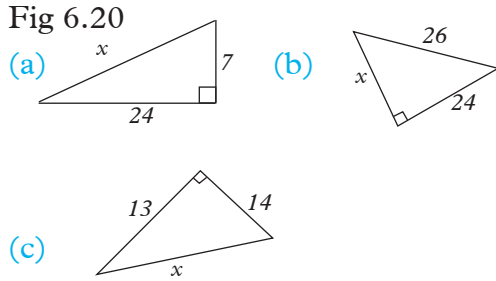


Fig. 6.20

10. Find the length of the hypotenuse of each triangle in Fig 6.21 giving your answer in simplest form.

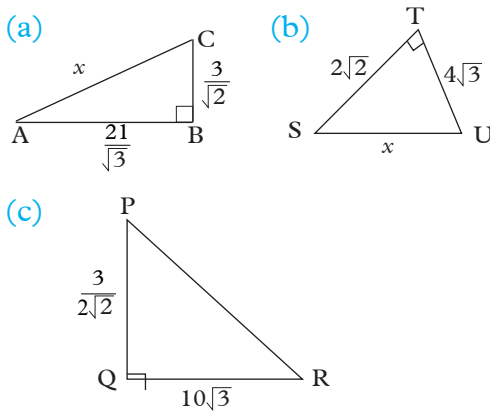


Fig. 6.21

11. In Fig 6.22,  $\angle BDE = \angle ACB = 90^\circ$ ,  $AC = BC = 2$  cm and  $BD = DC = DE$ .

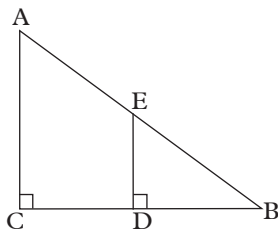


Fig. 6.22

Calculate the length of AE.

12. (a) A square ABCD has sides of length 3.2 cm. Calculate the length of its diagonals.

(b) ABCD is a rectangle whose length  $AD = 24$  cm and breadth

$CD = 20$  cm. Calculate the length of a diagonal of the rectangle giving your answer to the nearest a whole number.

### 6.3 Pythagorean triples

Revisit your answers to question 5 of Exercise 6.1 (b). You notice that the values give right-angled triangles. Such sets of values which give right-angled triangles are known as **Pythagorean triples** or **Pythagorean numbers**.

A Pythagorean triple  $(a, b, c)$  is a group of three numbers which give the respective lengths of the sides and the hypotenuse of a right-angled triangle and are related thus:

$$a^2 + b^2 = c^2$$

The group  $(3, 4, 5)$  is the most famous and most commonly used Pythagorean triple. The triple was known even before the time of Pythagoras. It was, and is still, used for setting out the base lines on tennis courts and other sports pitches.

#### Activity 6.5

There are many other Pythagorean triples. Now complete the following patterns to discover some more.

1.  $(3, 4, 5) \Rightarrow 3^2 = 4 + 5$
2.  $(5, 12, 13) \Rightarrow 5^2 = 12 + 13$
3.  $(7, 24, 25) \Rightarrow 7^2 = 24 + 25$
4.  $(9, 40, 41) \Rightarrow 9^2 = 40 + 41$
5.  $(11, \dots, \dots) \Rightarrow 11^2 =$
6.  $(13, \dots, \dots) \Rightarrow 13^2 =$
7.  $(15, \dots, \dots) \Rightarrow 15^2 =$
8.  $(17, \dots, \dots) \Rightarrow 17^2 =$
9.  $(19, \dots, \dots) \Rightarrow 19^2 =$
10.  $(21, \dots, \dots) \Rightarrow 21^2 =$



In general if we denote a Pythagorean triple as  $a, b, c$ , then:

- (i)  $a < b < c$  and  $a, b$  and  $c$  are positive integers.
- (ii)  $b$  and  $c$  are consecutive numbers i.e.  $b + 1 = c$
- (iii)  $b + c = a^2$

**Example 6.5**

Suppose 11,  $b, c$  are Pythagorean triple, find  $b$  and  $c$ .

**Solution**

$$b + c = 11^2 \Rightarrow b + c = 121$$

We need two consecutive numbers whose sum = 121

$$\frac{121 - 1}{2} = 60$$

The two numbers are therefore 60 and 61  
Check for the Pythagorean property in 11, 60, and 61

$$11^2 + 60^2 = 61^2$$

$$\text{LHS } 11^2 = 121$$

$$60^2 = 3\ 600$$

$$11^2 + 60^2 = 121 + 3600$$

$$= 3\ 721$$

$$\text{RHS} = 61^2 = 3\ 721$$

Therefore, 11, 60 and 61 is a pythagorean triple

**Activity 6.6**

Discuss with your classmate the following working from numbers 1-4 then work out numbers 5-10 in your exercise books.

- 1.  $(6, 8, 10) \Rightarrow \frac{1}{2}$  of  $6^2 = 8 + 10$
- 2.  $(8, 15, 17) \Rightarrow \frac{1}{2}$  of  $8^2 = 15 + 17$
- 3.  $(10, 24, 26) \Rightarrow \frac{1}{2}$  of  $10^2 = 24 + 26$
- 4.  $(12, 35, 37) \Rightarrow \frac{1}{2}$  of  $12^2 = 35 + 37$

- 5.  $(14, \dots, \dots) \Rightarrow \frac{1}{2}$  of  $14^2 =$
- 6.  $(16, \dots, \dots) \Rightarrow \frac{1}{2}$  of  $16^2 =$
- 7.  $(18, \dots, \dots) \Rightarrow \frac{1}{2}$  of  $18^2 =$
- 8.  $(20, \dots, \dots) \Rightarrow \frac{1}{2}$  of  $20^2 =$
- 9.  $(22, \dots, \dots) \Rightarrow \frac{1}{2}$  of  $22^2 =$
- 10.  $(24, \dots, \dots) \Rightarrow \frac{1}{2}$  of  $24^2 =$

In general, if  $a, b, c$  is a Pythagorean triple then

- (i)  $a < b < c$       (ii)  $b + 2 = c$
- (iii)  $b + c = \frac{1}{2} a^2$

Note that  $a$  is always an even number so that  $\frac{1}{2} a^2$  can make sense.

**Example 6.6**

Suppose that 14,  $b, c$  is a Pythagorean triple. Find the value of  $b$  and  $c$ .

**Solution**

$$\text{Using } \frac{1}{2}(14)^2 = \frac{1}{2}(196) = 98$$

$$b + c = 98 \dots (i)$$

But  $c > b$  that is  $c = b + 2 \dots (ii)$

Substituting equation (ii) in (i)

$$b + b + 2 = 98$$

$$2b = 96$$

$$b = 48 \text{ and } c = b + 2$$

$$= 48 + 2$$

$$= 50$$

Now we want to verify that

$$a^2 + b^2 = c^2$$

$$\text{LHS } 14^2 + 48^2 = 196 + 2304 = 2500$$

$$\text{RHS } 50^2 = 2500$$

$$\text{LHS} = \text{RHS}$$

Therefore, 14, 48, 50 is a Pythagorean triple.

Examples 6.5 and 6.6 show two ways of finding Pythagorean triples. But they do not seem to give all the possible sets of such triples. Is there a general way of finding Pythagorean triples?

Now consider the following.

- (a)  $2^2 - 1^2, 2 \times 2 \times 1, 2^2 + 1^2$
- (b)  $3^2 - 1^2, 2 \times 3 \times 1, 3^2 + 1^2$
- (c)  $4^2 - 2^2, 2 \times 4 \times 2, 4^2 + 2^2$
- (d)  $5^2 - 3^2, 2 \times 5 \times 3, 5^2 + 3^2$

Are these all Pythagorean triples?

In general:

Given any two positive integers  $m$  and  $n$ , where  $m > n$ , we always obtain the Pythagorean triple:

$$(m^2 - n^2, 2mn, m^2 + n^2)$$

We can use Pythagorean theorem to determine if a given triangle is right-angled or not. If a triangle is right-angled, then the sum of the squares of the shorter sides equals the square of the longer side. Example 6.7 illustrates the process.

### Example 6.7

Find out whether a triangle with sides 11, 15 and 18 cm is right-angled.

### Solution

The two shorter sides are 11 cm and 15 cm in length. The sum of the squares of their lengths is

$$\begin{aligned} 11^2 + 15^2 &= 121 + 225 \\ &= 346 \end{aligned}$$

The square of the length of the longest side is

$$18^2 = 324$$

Now  $11^2 + 15^2 \neq 18^2$

$\therefore$  the triangle is not right-angled.

### Exercise 6.3

1. (5, 12, 13) is a Pythagorean triple.
  - (a) Write down four multiples of it.
  - (b) Are all the four multiples in (a) Pythagorean triples?
  - (c) Using a multiplier  $n$  and any Pythagorean triple  $(a, b, c)$ , state the general result for such multiples as in (a).
2. Find out if the following are Pythagorean triples.
  - (a) (7, 24, 25)
  - (b) (8, 15, 17)
  - (c) (15, 22, 27)
  - (d) (28, 43, 53)
  - (e) (11, 60, 61)
  - (f) (20, 21, 29)
3. The following are the dimensions of two triangles. Which one of them is a right-angled triangle?
  - (a) 15 cm, 30 cm, 35 cm
  - (b) 33 cm, 56 cm, 65 cm
4. Use the following numbers to generate Pythagorean triples.
  - (a) 1 and 4      (b) 1 and 5
  - (c) 6 and 2      (d) 3 and 8
5. Complete the following Pythagorean triples.
  - (a) (25, ..., ...)
  - (b) (31, ..., ...)
  - (c) (43, ..., ...)
  - (d) (49, ..., ...)
  - (e) (30, ..., ...)
  - (f) (38, ..., ...)
  - (g) (44, ..., ...)
  - (h) (64, ..., ...)

6. Which of the following measurements would give a right-angled triangle?
- 6 cm by 8 cm by 10 cm
  - 5 cm by 12 cm by 13 cm
  - 4 cm by 16 cm by 17 cm
  - $7\frac{1}{2}$  cm by 10 cm by  $12\frac{1}{2}$  cm
  - 9 cm by 30 cm by 35 cm
  - 12 cm by 35 cm by 37 cm
  - 12 m by 60 m by 61 m
  - 21 m by 90 m by 101 m
  - 20 m by 21 m by 28 m
  - 28 m by 45 m by 53 m
  - 27 m by 35 m by 50 m
  - 33 m by 44 m by 55 m
  - 4 m by  $7\frac{1}{2}$  m by  $8\frac{1}{2}$  m
  - 14 m by 48 m by 50 m
  - 2.7 m by 36.4 m by 36.5 m
  - 2.9 m by 42 m by 42.1 m

#### 6.4 Using Pythagoras' theorem in real life situations

As we have seen, Pythagoras' theorem connects the areas of actual squares. Its main use, however, is in calculating lengths without having to draw any squares. The theorem also acts as a test for right-angled triangles.

There are many real life situations which require the use of Pythagoras' theorem.

A pedestrian may take shortcut along the diagonal rather than walk along street M and street A. How much shorter is the shortcut?

#### Activity 6.7

Working in groups, identify five real life situations in which you find application of Pythagoras' theorem. Describe the situations either in words or by use of clearly labeled diagrams.

The following are some of the situations that represent the application of pythagoras' theorem in real life. Did you capture all of them in Activity 6.7? List those that are not captured below in your exercise book:

1. A ladder leaning against a vertical wall. (see Fig. 6.23)

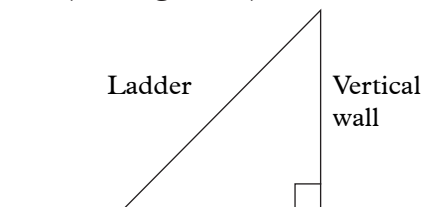


Fig. 6.23

In this case we can find the distance between the wall and the foot of the ladder, the vertical height of the top of the ladder from the ground or the length of the ladder depending on the information given or known.

2. Imagine a guy wire or chain used to steady an electric post. The post is upright i.e. perpendicular to the ground and the guy chain fixed to the ground on one end and to the post on the other. (see Fig. 6.24)

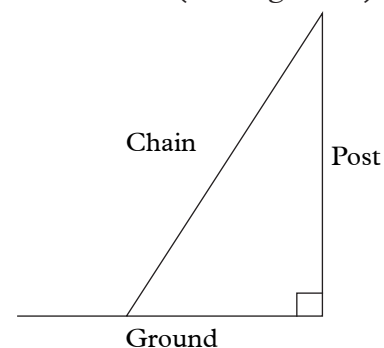


Fig. 6.24

In this case you can find the distance of the wire from the post, the height of the point at which the wire is secured on the post or even the length of the wire depending on what information is given or known. The wire, the post and the ground form a right angled triangle.

- Imagine a hawk on a branch of a tree, and observed a chick on the ground. Some distance from the foot of the tree. (see Fig. 6.25)



Fig. 6.25

The view line of the hawk to the chick represents the hypotenuse of a right angled triangle connecting the hawk, the chick and the foot of the tree.

- Imagine a man standing at the edge of a cliff and using binoculars observes a ship on the sea at a distance. The point on the cliff where the man stands, the position of the ship and the height of the cliff above the water connected would form a right angled triangle whose dimensions can be calculated given appropriate information make a sketch of this situation. (see Fig. 6.26)

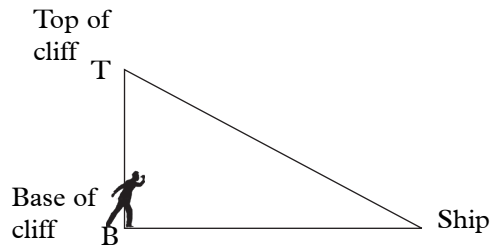


Fig. 6.26

These are just a few examples where Pythagoras' theorem can be applied to calculate distances. I believe of many more which you are ready to share with your class.

### Example 6.8

A ladder, 3.9 m long, leans against a wall. If its foot is 1.2 m from the wall, how high up the wall does it reach?

### Solution

Fig. 6.27 is an illustration of the situation. Note that the ground must be assumed to be horizontal and level and hence at right angles to the wall.

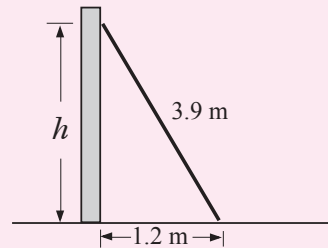


Fig. 6.27

By Pythagoras' theorem,

$$\begin{aligned}
 h^2 + 1.2^2 &= 3.9^2 \\
 \Rightarrow h^2 &= 3.9^2 - 1.2^2 \\
 \therefore h &= \sqrt{3.9^2 - 1.2^2} \\
 h &= 3.71 \text{ m (2 d.p.)}
 \end{aligned}$$

Thus, the ladder reaches 3.71 m up the wall.

**Exercise 6.4**

- Fig. 6.28 shows a television antenna. Find the length of the wire AB holding the antenna.

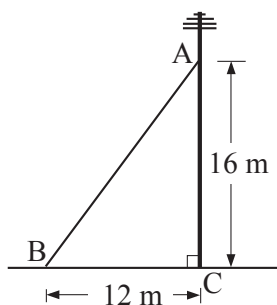


Fig. 6.28

- A ladder reaches the top of a wall of height 6 m when the end on the ground is 2.5 m from the wall. What is the length of the ladder?
- The length of a diagonal of a rectangular flower bed is 24.6 m and the length of one side is 18.9 m. Find the perimeter and the area of the flower bed.
- A piece of rope with 12 knots that are equally spaced has been laid out and pinned down on the ground as in Fig. 6.29.

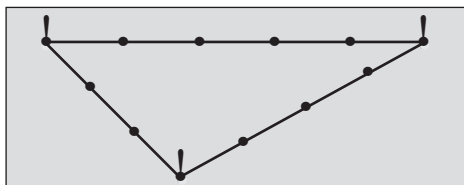


Fig. 6.29

- What can you say about the triangle whose corners the stakes mark?
- Does it matter how great the distance between the knots is?

- A rectangular chalkboard in a classroom measures 2.2 m by 1.2 m. What is the length of the longest straight line that can be drawn on it?
- Fig. 6.30 shows a road that turns through a right angle to go round a rectangular recreational garden in a town. To save time, people on foot cut off the corner, thus making a path that meets the road at  $45^\circ$ . If the path is 48 m long, find the distance that the people save?

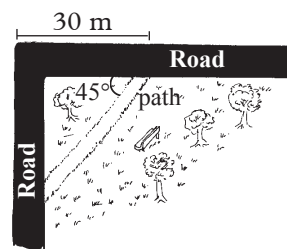


Fig. 6.30

- A hall is 16 m long, 14 m wide and 9 m high. Find the length of the diagonal of the floor.
- Fig. 6.31 represents a roof truss which is symmetrical about QS. Beam PQ is 5 m long, strut TS 2.4 m long and the distance TQ is 1.8 m.
  - Find the height QS.
  - Hence, find the span PR of the roof.

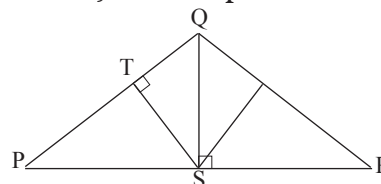


Fig. 6.31

- Three ships A, B and C leave and sailed in different directions. A sails due west, B sails due East and C sails due south. In 1 hour, A had sailed 23 km, B 18 km and C 12 km. Draw a sketch to show the relative positions at this instance. Hence calculate how

far apart are

- (a) B and C
- (b) A and C
- (c) A and B

10. Fig. 6.32 gives an example of the network of streets in a modern city, a pedestrian may make a shortcut along the diagonal rather than walk along street M and street A. How much shorter is the shortcut.

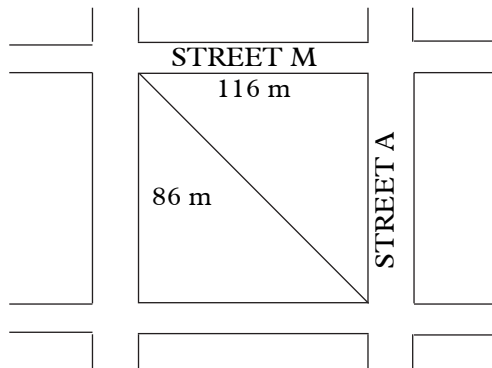


Fig. 6.32

### Unit Summary

1. Any triangle that contain a right angle is called a **right triangle** or **right-angled triangle**.
2. The longest side of any right angled triangle is called the **hypotenuse**.
3. **Pythagoras' theorem** states that in a right triangle, the square of the hypotenuse is equal to the sum of the squares of the other two sides.
4. A group of three numbers (a, b, c) which give the respective lengths of the sides and the hypotenuse of a right-angled triangle and are related is called a **pythagorean triple**.
5. A set of values which give right-angled triangles is called **Pythagorean numbers**.

### Unit 6 test

1. Find AB if AC = 18 cm and BC = 24 cm in Fig. 6.33.

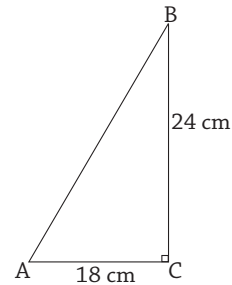


Fig. 6.33

2. A rectangle measures 3 cm by 4 cm. Calculate the length of its diagonal.
3. A string is firmly tied onto the top of a flag post 10 m tall and supported on the ground by pegs. If the string is pegged 7.5 m away from the base of the flag post, find the length of the string.
4. A ladder 22 m long leans against a vertical wall. If it is 16 m away from the vertical wall, calculate the height of the wall.
5. In Fig. 6.34, PQ is parallel to SR and PQRS is a trapezium.

Angle QPS = Angle RSP =  $90^\circ$ ,  
PS = 6 cm, SR = 19 cm and

PQ = 11 cm. Calculate:

- (a) the length of QR.
- (b) the length of diagonal PR.

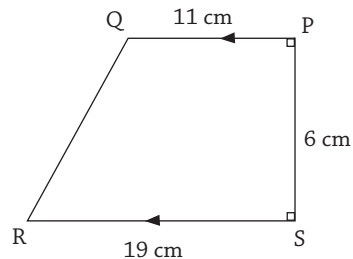


Fig. 6.34

6. The diagonal of a rectangle measures 7.5 cm. If one of the sides measures 4 cm, calculate the perimeter of the rectangle.

7. In Fig. 6.35,  $QR = 32$  cm,  $\angle PTS = \angle TRS = \angle TQP = \angle PUS = 90^\circ$ . Given that T divides QR in the ratio 1:1 and S divides RU in the ratio 3:1, find the length of PS.

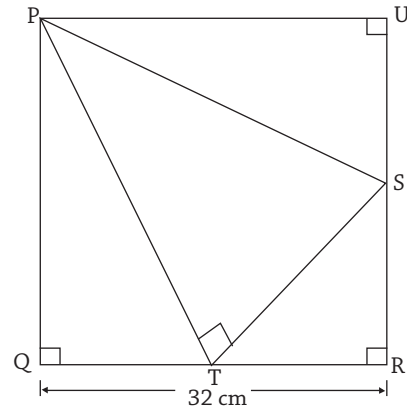


Fig. 6.35

## 7

## VECTORS

## Key unit competence

By the end of this unit, I will be able to solve the problems using operations on vectors.

## Unit outline

- Concept of a vector, definition and properties
- Vectors in a cartesian plane
- Operations on vectors
- Magnitude of vectors as its length.

## 7.1 Concept of a vector, definition and properties

## Activity 7.1

1. A tourist arrived in Kigali and is going to visit the national museum.
  - a) What two aspects of the journey must he know?
  - b) What is the name of the quantity that has these two aspects?
2. In pairs, roughly estimate the following :
  - a) The distance between your school and the nearest shopping centre.
  - b) The direction of your school from the nearest shopping centre.
  - c) How did you estimate the direction in (b) above?
3. The distance from Kigali to Butare is about 133.1 km. Uwase drove from Kigali to Butare and back.
  - a) What is the total distance covered by Uwase?

- b) What is the total displacement?
- c) What causes the correct values of part (a) and (b)?

A **vector** is any quantity that has both **magnitude** and **direction**. Two examples of vectors are force and velocity. Both force and velocity are in a particular direction. The magnitude of the force indicates the strength of the force. For velocity, the speed is the magnitude. Other examples include displacement, acceleration.

Note that magnitude and direction are the two properties of a vector.

Quantities with magnitude only are called scalars. Examples of scalar quantities are; distance, mass, time.

Geometrically, we represent a vector as a directed line segment, whose length is proportional to the magnitude of the vector and with an arrow indicating the direction.

The direction of the vector is from its tail to its head. This is shown in fig 7.1.




Fig 7.1

## Notation of vectors

We denote vectors using different ways.

- i) Bold capital letters e.g. **AB**
- ii) Capital letters with arrows e.g.  $\overrightarrow{AB}$
- iii) Position vectors with bold and small letters e.g. **a** or **b** or  $\vec{a}$  or  $\vec{b}$ .



In this book, we shall adopt bold small letter notation e.g. (**a**) for position vectors and bold capital letter notation e.g. (**AB**) for others.

For example, consider a triangle ABC in figure 7.2.

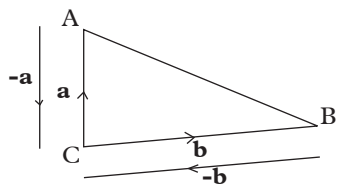


Fig. 7.2

**Note**

The opposite vector of vector **a** in Fig. 7.2 is **-a** and that of vector **b** is **-b**. A vector and its opposite vector eg **a** and **-a** have the equal magnitudes but point to opposite direction.

**7.2 Vectors on Cartesian plane**

**7.2.1 Definition of a column vector**

**Activity 7.2**

Given the points A (-3, 2), B (3, 5), C (0,-2), D (2, 2) and E (-3,-3). Plot them on a graph paper. Join the points appropriately to show the following vectors.

- a) **AB**      b) **BC**      c) **CA**
- d) **ED**      e) **DA**      f) **EB**

Consider the vectors from point A to B in the figure 7.3.

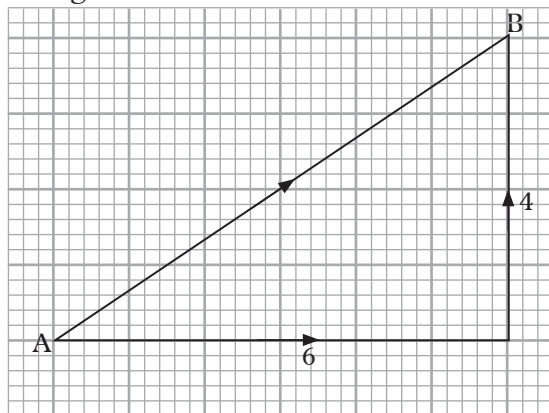


Fig 7.3

The vector **AB** is a displacement of 6 units to the right and 4 units upwards.

Consider the vector from point A to C in the figure 7.4 below.

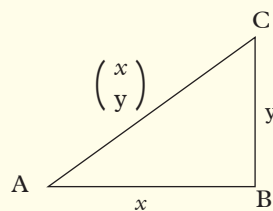


Fig. 7.4

Vector AC is represented in column form as  $\mathbf{AC} = \begin{pmatrix} x \\ y \end{pmatrix}$

The number (*x*) at the top represents the horizontal displacement.

The number *y* at the bottom represents the vertical displacement.

When a displacement vector is written in this way it is called a **column vector**.

Therefore, vector **AB** in Fig. 7.3 is represented as a column vector as

$$\mathbf{AB} = \begin{pmatrix} 6 \\ 4 \end{pmatrix}$$

The figure 7.5 below shows a displacement from P to Q.

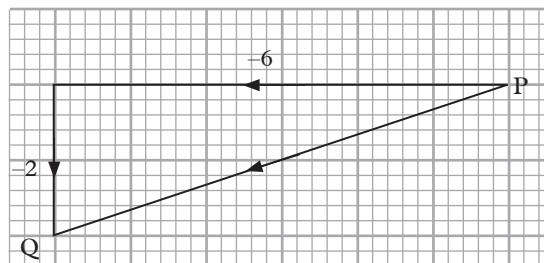


Fig 7.5

The vector **PQ** is a displacement of 6 units to the left and 2 units downwards.

This is written as  $\mathbf{PQ} = \begin{pmatrix} -6 \\ -2 \end{pmatrix}$ .

It is important to note that whenever the displacement is towards the right or upwards, it is a positive displacement while displacement to the left or downwards is negative.

In general if  $P(x_1, y_1)$  and  $Q(x_2, y_2)$ , then

$$\mathbf{PQ} = \mathbf{OQ} - \mathbf{OP}$$

$$\mathbf{PQ} = \begin{pmatrix} x_2 \\ y_2 \end{pmatrix} - \begin{pmatrix} x_1 \\ y_1 \end{pmatrix} = \begin{pmatrix} x_2 - x_1 \\ y_2 - y_1 \end{pmatrix}$$

### Example 7.1

- Plot the points  $P(2, 3)$  and  $Q(7, 4)$  and show vector  $\mathbf{PQ}$ .
- Write down the column vector  $\mathbf{PQ}$ .

### Solution

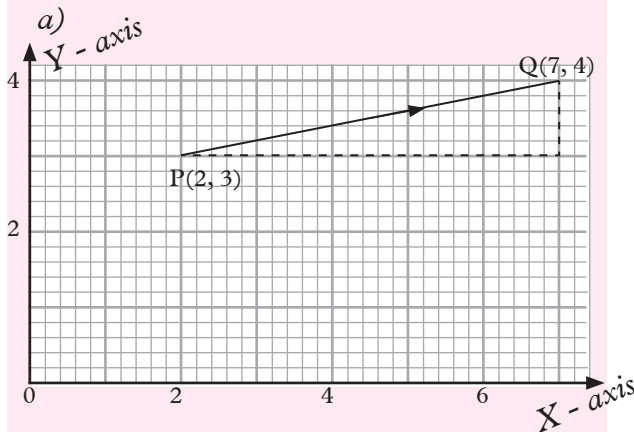


Fig 7.6

$$b) \quad \mathbf{PQ} = \begin{pmatrix} 7 \\ 4 \end{pmatrix} - \begin{pmatrix} 2 \\ 3 \end{pmatrix} = \begin{pmatrix} 5 \\ 1 \end{pmatrix}$$

### Exercise 7.1

- Draw cartesian planes and locate the vectors provided. Draw a line joining the two points and indicate the arrow showing the direction from the first to the last point.
  - $A(2, 2)$  and  $B(3, 1)$
  - $P(5, 3)$  and  $Q(2, 2)$
  - $P(3, 1)$  and  $Q(2, -3)$
  - $A(3, 4)$  and  $B(4, 10)$

e)  $A(2, -3)$  and  $B(6, 7)$

f)  $A(5, 1)$  and  $B(2, -3)$

- Without drawing, find the resultant vectors for the following points.

a)  $A(2, 0)$  and  $B(3, -1)$

b)  $P(5, 1)$  and  $Q(2, 4)$

c)  $P(-6, 1)$  and  $Q(6, -3)$

d)  $A(3, 2)$  and  $B(4, -5)$

### 7.2.2 The null vector

The vector  $\begin{pmatrix} 0 \\ 0 \end{pmatrix}$  has no magnitude and no direction. It is called a null or zero vector denoted by  $\mathbf{0}$  or  $\vec{0}$

### Example 7.2

Given that  $\begin{pmatrix} 2x - 16 \\ y + 1 \end{pmatrix}$  is a null vector. Find the values of  $x$  and  $y$

### Solution

Since  $\begin{pmatrix} 2x - 16 \\ y + 1 \end{pmatrix}$  is a null vector,

$$\text{Then } \begin{pmatrix} 2x - 16 \\ y + 1 \end{pmatrix} = \begin{pmatrix} 0 \\ 0 \end{pmatrix}$$

We get  $2x - 16 = 0 \Rightarrow 2x = 16$  and  $x = 8$

Also,  $y + 1 = 0$  and  $y = -1$

### Example 7.3

Given  $a = \begin{pmatrix} 6k \\ 4 \end{pmatrix}$ ,  $b = \begin{pmatrix} 10 \\ 5+n \end{pmatrix}$  and  $a = b$ , determine the value of  $k$  and  $n$ .

### Solution

$$\begin{pmatrix} 6k \\ 4 \end{pmatrix} = \begin{pmatrix} 10 \\ 5+n \end{pmatrix},$$

Then  $6k = 10$

$$k = \frac{10}{6} = \frac{5}{3}, \text{ and}$$

$$4 = 5 + n.$$

Therefore,  $n = -1$

$$k = \frac{5}{3} \text{ and } n = -1.$$

### 7.2.3 Equivalent of vectors

#### Activity 7.3

Observe the figure 7.7 that is in a shape of a parallelogram and discuss the questions that follow

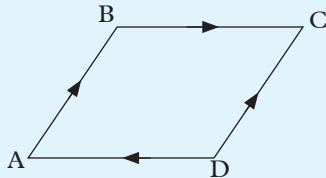


Fig. 7.7

- Compare the magnitudes and directions of vectors **AB** and **DC**. What do you notice? What is the name given to such vectors?
- Compare the magnitudes and directions of vectors **DA** and **BC**. What do you notice?

Two vectors that have equal magnitudes and same directions are called **equal vectors**.

Consider the pairs of vectors shown in the figure 7.8.

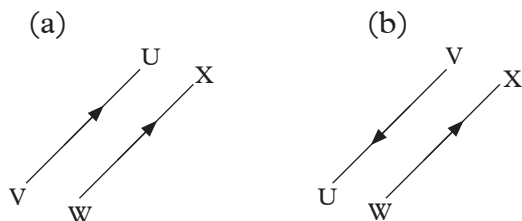


Fig 7.8

In figure 7.8 (a), vectors **VU** and **WX** have the same direction and magnitude hence  $VU=WX$ .

In figure 7.8(b) vectors **VU** and **WX** have same magnitudes but different directions. Because they are different in directions, the two vectors are not equal i.e.  $VU \neq WX$ .

Vectors that are parallel and equal in magnitude but opposite in direction are called **opposite vectors**. Vectors **VU** and **WX** in Fig. 7.8 (b) are examples of opposite vectors.

#### Exercise 7.2

- Given that  $\mathbf{u} = \begin{pmatrix} -20x \\ -44 \end{pmatrix}$ ,  $\mathbf{v} = \begin{pmatrix} 10 \\ 5 + y \end{pmatrix}$ .  
Find the values of  $x$  and  $y$  if  $\mathbf{u} = \mathbf{v}$
- Given that  $\mathbf{a} = \begin{pmatrix} k \\ -1 \end{pmatrix}$  and  $\mathbf{b} = \begin{pmatrix} 5k-32 \\ 3x-16 \end{pmatrix}$   
find the values of  $k$  that can balance the two vectors if  $\mathbf{a}=\mathbf{b}$
- Figure 7.9 shows vectors on a cartesian plane.

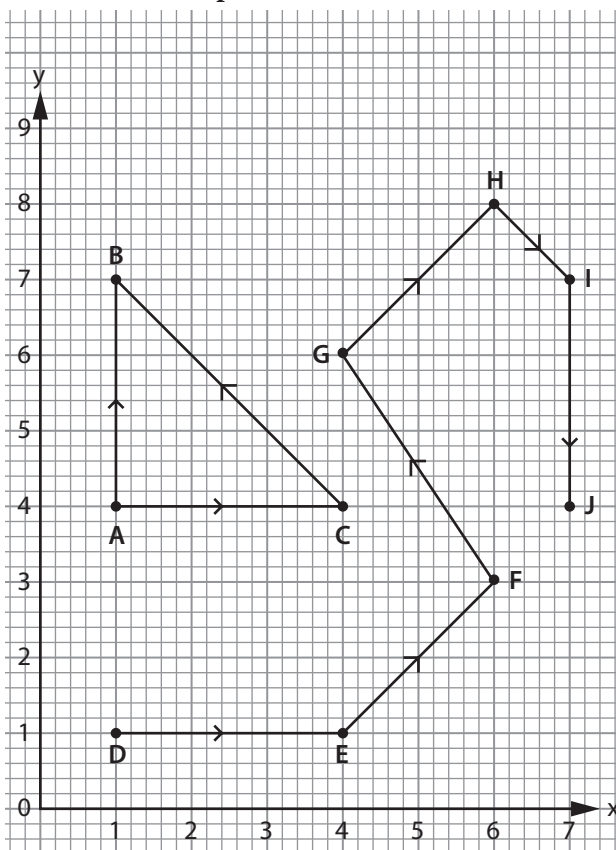


Fig 7.9

- (a) List all the vectors that are equivalent to:
- (i) **AC**
  - (ii) **GH**
- (b) Is vector **AB** equivalent to vector **IJ**? Give a reason.
4. Given that  $\mathbf{r} = \begin{pmatrix} -6a \\ -3 \end{pmatrix}$  and  $\mathbf{s} = \begin{pmatrix} a - 14 \\ 2y - 27 \end{pmatrix}$  and  $\mathbf{r} = \mathbf{s}$ , find the values  $a$  and  $y$ .

5. If  $\mathbf{a} = \begin{pmatrix} -11x \\ y - 1 \end{pmatrix}$ ,  $\mathbf{b} = \begin{pmatrix} 3 - 7x \\ 8y + 23 \end{pmatrix}$  and  $\mathbf{a} = \mathbf{b}$ , find the value of  $x$  and  $y$ .

### 7.2.4 Midpoints of a vector

#### Activity 7.4

1. Count the number of desks in your column and locate the middle desk. Identify the fellow students who sit there.
2.
  - a) Using a scale of your choice on a graph paper, draw a cartesian plane and plot the points  $A(2,2)$  and  $B(6,6)$  and join them with a straight line.
  - b) On your cartesian plane, locate the point  $M$  which is mid-way between  $A$  and  $B$  by counting the number of squares.
  - c) How else could you have determined the coordinates of point  $M$  in (b)?

A point that bisects a vector equally is called **midpoint**. This point lies halfway on the vector.

Consider the figure 7.10 below;

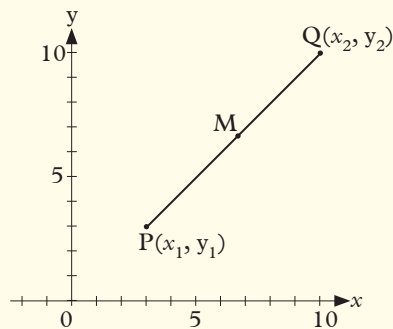


Fig 7.10

If  $M$  is the midpoint of a line  $PQ$  where  $P$  is the point  $(x_1, y_1)$  and  $Q$  is the point  $(x_2, y_2)$  then the coordinates of  $M$  are given by:

$$M = \left( \frac{x_1 + x_2}{2}, \frac{y_1 + y_2}{2} \right)$$

#### Example 7.4

Find the midpoint of the points  $A(3, 8)$  and  $B(-9, 2)$ .

#### Solution

Let the midpoint be  $P$ ;

$$P = \left( \frac{x_1 + x_2}{2}, \frac{y_1 + y_2}{2} \right)$$

$$P = \left( \frac{3 + (-9)}{2}, \frac{8 + 2}{2} \right) = \left( \frac{-6}{2}, \frac{10}{2} \right) = (-3, 5)$$

#### Exercise 7.3

1. Calculate the coordinates of the midpoints of the line segment joining the following pairs of points.
  - (a)  $A(2, 1)$ ,  $B(5, 3)$
  - (b)  $A(0, 3)$ ,  $B(2, 7)$
  - (c)  $A(4, -1)$ ,  $B(4, 3)$
  - (d)  $A(-2, 3)$ ,  $B(2, 1)$

2. In each of the following cases,
  - (i) Find the column vector of  $\mathbf{PQ}$ .
  - (ii) Hence or otherwise, find the coordinates of the midpoint.
    - (a)  $P(3, 0), Q(4, 3)$
    - (b)  $P(-3, 1), Q(5, 1)$
    - (c)  $P(-2, -1), Q(-12, -8)$
    - (d)  $P(-9, 1), Q(12, 0)$
    - (e)  $P(-8, 7), Q(-7, 8)$
    - (f)  $P(-3, 2), Q(3, -2)$
3.  $P$  is  $(1, 0)$ ,  $Q$  is  $(4, 2)$  and  $R$  is  $(5, 4)$ . Use vector method to find the coordinates of  $S$  if  $PQRS$  is a parallelogram. Find the coordinates of the midpoints of the sides of the parallelogram.

### 7.3 Operations on vectors

#### 7.3.1 Addition and subtraction of vectors by construction

##### Activity 7.5

Consider the figure below:

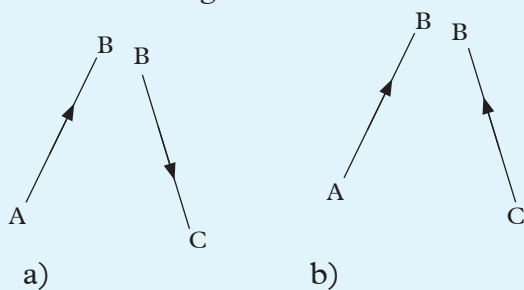


Fig. 7.11

- a)
  - i) In figure 7.11 (a), redraw the vector  $\mathbf{AB}$  and  $\mathbf{BC}$ . Let the head of vector  $\mathbf{AB}$  meet the tail of vector  $\mathbf{BC}$  at  $B$ .
  - ii) Draw a line joining  $A$  directly to  $C$  and indicate the direction of vector  $\mathbf{AC}$  with double arrows.

- iii) What is the representative vector for  $\mathbf{AC}$ ?
- b)
    - i) In Figure 7.11(b), redraw the vector  $\mathbf{AB}$  and  $\mathbf{CB}$ . Let the head of vector  $\mathbf{AB}$  meet the head of vector  $\mathbf{CB}$  at  $B$ .
    - ii) Draw a line joining  $A$  directly to  $C$  indicate the direction of vector  $\mathbf{AC}$  with double arrows.
    - iii) What is the representative vector for  $\mathbf{AC}$ ?
  - c) What do you notice in (a) (iii) and (b) (iii)?

In figure 7.12 below, there are triangles  $ABC$  and  $ABC'$ .

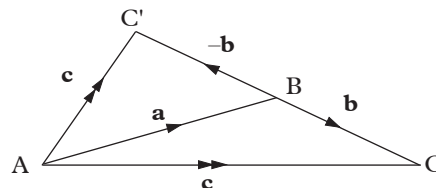


Fig 7.12

In the figure 7.12 above, the end result of moving from  $A$  to  $B$  and then from  $B$  to  $C$  is the same as going from  $A$  to  $C$  directly. The end effect is to reach point  $C$  from point  $A$ .

Since the effect is the same, we write

$$\mathbf{AC} = \mathbf{AB} + \mathbf{BC}$$

$$\mathbf{c} = \mathbf{a} + \mathbf{b}$$

The vector  $\mathbf{AC}$  is called the *resultant vector* and is indicated by the double arrow.

Similarly, if you go from  $A$  to  $B$  and then from  $B$  to  $C'$ , the effect is the same as going from  $A$  to  $C'$  directly. The required effect is to reach point  $C'$  from point  $A$ .

Since the end result is the same, we write  $\mathbf{AC}' = \mathbf{AB} + \mathbf{BC}'$

$$\mathbf{c} = \mathbf{a} + -\mathbf{b}$$

$$\mathbf{c} = \mathbf{a} - \mathbf{b}$$

The vector  $\mathbf{AC}'$  is called the resultant vector and is indicated by the double arrow. It is also important to note that:

$$\mathbf{AC}' = \mathbf{AB} - \mathbf{BC}'$$

Let us consider another triangle ABC in figure 7.13. The triangle represents routes joining three towns A, B and C.

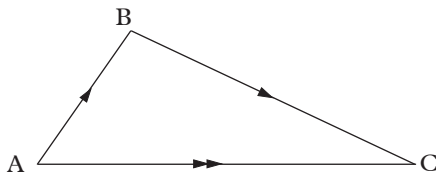


Fig. 7.13

If you go from A to B, then from B to C, the effect is the same as going from A to C directly.

The required effect is to reach town C from A.

Since the effect is the same, then

$$\mathbf{AB} + \mathbf{BC} = \mathbf{AC}.$$

Vector  $\mathbf{AC}$  is called the **resultant vector** of  $\mathbf{AB}$  and  $\mathbf{BC}$ . Such a vector is usually represented by a line segment with a double arrowhead.

### Example 7.5

Using Fig. 7.14, write down the single vector equivalent to:

(a)  $\mathbf{AB} + \mathbf{BC}$                       (b)  $\mathbf{AE} + \mathbf{ED}$

(c)  $\mathbf{BC} + \mathbf{CD} + \mathbf{DE}$

(d)  $\mathbf{ED} + \mathbf{DC} + \mathbf{CB}$

(e)  $\mathbf{AB} + \mathbf{BA}$                       (f)  $\mathbf{CD} + \mathbf{DC}$

(g)  $\mathbf{AE} + \mathbf{EB} + \mathbf{BC}$

(h)  $\mathbf{CD} + \mathbf{DE} + \mathbf{EB}$

(i)  $\mathbf{AB} + \mathbf{BC} + \mathbf{CD} + \mathbf{DE}$

(j)  $\mathbf{DE} + \mathbf{EA} + \mathbf{AB} + \mathbf{BC} + \mathbf{CD}$

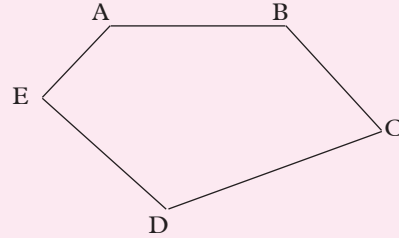


Fig. 7.14

### Solution

(a)  $\mathbf{AB} + \mathbf{BC} = \mathbf{AC}$  (Moving from A to B, then from B to C is equivalent to moving from A to C directly.)

(b)  $\mathbf{AE} + \mathbf{ED} = A \text{ to } E \text{ then to } D.$   
 $= A \text{ to } D$   
 $= \mathbf{AD}$

(c)  $\mathbf{BC} + \mathbf{CD} + \mathbf{DE} = \mathbf{BD} + \mathbf{DE} = \mathbf{BE}$

(d)  $\mathbf{ED} + \mathbf{DC} + \mathbf{CB} = \mathbf{EC} + \mathbf{CB} = \mathbf{EB}$

(e)  $\mathbf{AB} + \mathbf{BA} = \mathbf{AB} - \mathbf{AB} = \mathbf{0}$

(f)  $\mathbf{CD} + \mathbf{DC} = \mathbf{0}$  (from A to B then back to A)

(g)  $\mathbf{AE} + \mathbf{EB} + \mathbf{BC} = \mathbf{AB} + \mathbf{BC} = \mathbf{AC}$

(h)  $\mathbf{CD} + \mathbf{DE} + \mathbf{EB} = \mathbf{CE} + \mathbf{EB} = \mathbf{CB}$

(i)  $\mathbf{AB} + \mathbf{BC} + \mathbf{CD} + \mathbf{DE} = \mathbf{AC} + \mathbf{CD} + \mathbf{DE} = \mathbf{AD} + \mathbf{DE} = \mathbf{AE}$

(j)  $\mathbf{DE} + \mathbf{EA} + \mathbf{AB} + \mathbf{BC} + \mathbf{CD}$   
 $= \mathbf{DA} + \mathbf{AB} + \mathbf{BC} + \mathbf{CD}$   
 $= \mathbf{DB} + \mathbf{BC} + \mathbf{CD}$   
 $= \mathbf{DC} + \mathbf{CD}$   
 $= \mathbf{0}$  (Start from D and back to D)

**Exercise 7.4**

1. Which of the vectors in Fig. 7.15 are equivalent?

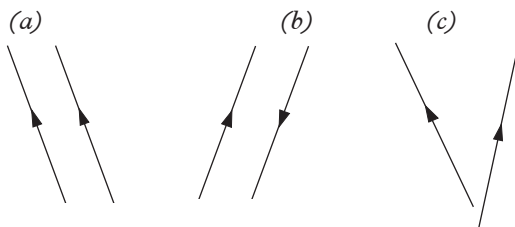


Fig. 7.15

2. STUR below is a quadrilateral (Fig. 7.16).

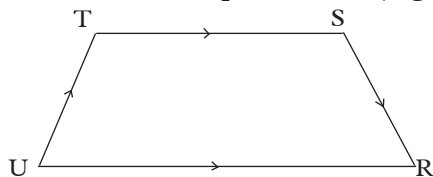


Fig. 7.16

Use it to write down the single vector equivalent to

- (a)  $\mathbf{ST} + \mathbf{TU}$
  - (b)  $\mathbf{TS} - \mathbf{RS}$
  - (c)  $\mathbf{RS} + \mathbf{ST}$
  - (d)  $\mathbf{UR} - \mathbf{SR}$
  - (e)  $\mathbf{UT} - \mathbf{RT}$
  - (f)  $\mathbf{UR} + \mathbf{RT}$
  - (g)  $\mathbf{TS} + \mathbf{ST}$
  - (h)  $\mathbf{UR} + \mathbf{RU}$
  - (i)  $\mathbf{RS} + \mathbf{ST} + \mathbf{TU}$
  - (j)  $\mathbf{UT} - \mathbf{ST} + \mathbf{SR}$
  - (k)  $\mathbf{ST} + \mathbf{TU} + \mathbf{UR} + \mathbf{RS}$
  - (l)  $\mathbf{UT} + \mathbf{TS} + \mathbf{SR} - \mathbf{RU}$
3. Draw a triangle STR and put arrows on its sides to show  $\mathbf{TS} + \mathbf{SR} = \mathbf{TR}$ .
4. Draw a quadrilateral ABCD and on it show  $\mathbf{BC}$ ,  $\mathbf{CD}$  and  $\mathbf{DA}$ . State a single vector equivalent to  $\mathbf{BC} + \mathbf{CD} + \mathbf{DA}$ .
5. A man walks 10 km in the NE direction, and then 4 km due north. Using an appropriate scale, draw a vector diagram showing the man's displacement from his starting point. When he stops walking, how far from the starting point will he have walked?

6. Vectors  $\mathbf{a}$ ,  $\mathbf{b}$  and  $\mathbf{c}$  are such that  $\mathbf{a} = \mathbf{b}$  and  $\mathbf{b} = \mathbf{c}$ . What can you say about  $\mathbf{a}$  and  $\mathbf{c}$ ?

7. Mr. Habimana's family planned a sight seeing trip which was to take them from Kigali to Huye, then to Rubavu and back to Kigali. Draw a vector triangle to show their trip, using K to stand for Kigali, H for Huye and R for Rubavu.

What vector does  $\mathbf{KH} + \mathbf{HR} + \mathbf{RK}$  represent?

8. Fig. 7.17 represents a parallelogram PQRS.

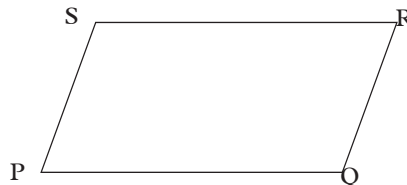


Fig. 7.17

- (a) Copy the figure. Mark with arrows and name two pairs of equal vectors.
  - (b) Write single vector to represent:
    - (i)  $\mathbf{PQ} + \mathbf{QR}$
    - (ii)  $\mathbf{PS} - \mathbf{RS}$
    - (iii)  $\mathbf{SP} + \mathbf{PQ}$
    - (iv)  $\mathbf{SR} + \mathbf{RQ}$
9. Use Fig. 7.18 to find the vector represented by the box to make the following vector equations true.
- (a)  $\mathbf{AE} + \square = \mathbf{AB}$
  - (b)  $\mathbf{DE} + \square = \mathbf{DB}$
  - (c)  $\mathbf{DB} + \square = \mathbf{0}$
  - (d)  $\mathbf{EB} + \square = \mathbf{EC}$
  - (e)  $\mathbf{EB} + \square = \mathbf{ED}$
  - (f)  $\square + \mathbf{DA} = \mathbf{CA}$
  - (g)  $\mathbf{AE} + \mathbf{ED} + \square = \mathbf{AD}$
  - (h)  $\mathbf{AD} + \square + \mathbf{EC} = \mathbf{AC}$
  - (i)  $\mathbf{DC} + \square + \mathbf{ED} = \mathbf{0}$

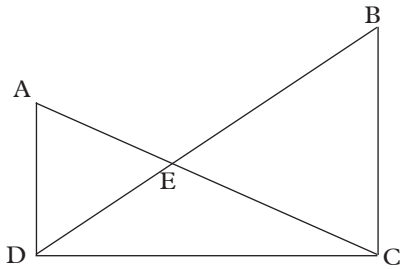


Fig. 7.18

10. Use Fig. 7.19 to simplify the following.

- (a)  $\mathbf{a} - \mathbf{w}$     (b)  $\mathbf{u} + \mathbf{a}$     (c)  $-\mathbf{w} + \mathbf{u}$   
 (d)  $\mathbf{u} + \mathbf{v}$     (e)  $\mathbf{u} - \mathbf{b}$

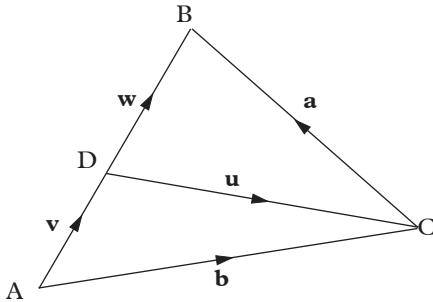


Fig. 7.19

### 7.3.2 Addition and subtraction of column vectors

#### Activity 7.6

Study the cartesian plane in Fig. 7.20 and answer the questions that follow.

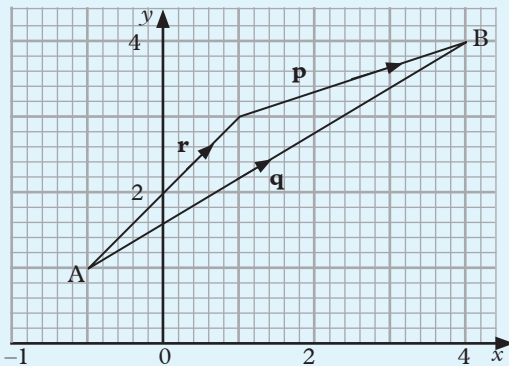


Fig. 7.20

- State the column vectors for  $\mathbf{r}$ ,  $\mathbf{p}$  and  $\mathbf{q}$ .
- Find  $\mathbf{r} + \mathbf{p}$
- State the mathematical relationship connecting  $\mathbf{r}$  and  $\mathbf{p}$  to  $\mathbf{q}$
- Find the column vectors for  $\mathbf{r} - \mathbf{p}$ .
- What does  $-\mathbf{r} - \mathbf{p}$  represent on the above Cartesian plane.

Consider the figure 7.21 below.

$$\mathbf{a} = \begin{pmatrix} x_1 \\ y_1 \end{pmatrix}, \mathbf{b} = \begin{pmatrix} x_2 \\ y_2 \end{pmatrix}$$

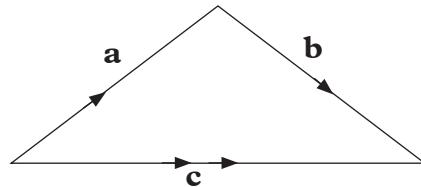


Fig 7.21

If  $\mathbf{a} = \begin{pmatrix} 2 \\ 1 \end{pmatrix}$  and  $\mathbf{b} = \begin{pmatrix} 3 \\ 2 \end{pmatrix}$ . Then to find the column vector of  $\mathbf{c}$ , we proceed as follows.

$$\begin{aligned} \mathbf{a} + \mathbf{b} &= \mathbf{c} \\ \begin{pmatrix} 2 \\ 1 \end{pmatrix} + \begin{pmatrix} 3 \\ 2 \end{pmatrix} &= \mathbf{c} \\ \begin{pmatrix} 5 \\ 3 \end{pmatrix} &= \mathbf{c} \end{aligned}$$

Therefore, the vector column of  $\mathbf{c} = \begin{pmatrix} 5 \\ 3 \end{pmatrix}$ .

In general, when adding or subtracting vectors, the horizontal displacements and the vertical displacements are added or subtracted separately.

If  $\mathbf{a} = \begin{pmatrix} x_1 \\ y_1 \end{pmatrix}$  and  $\mathbf{b} = \begin{pmatrix} x_2 \\ y_2 \end{pmatrix}$  then,

$$\mathbf{a} + \mathbf{b} = \begin{pmatrix} x_1 \\ y_1 \end{pmatrix} + \begin{pmatrix} x_2 \\ y_2 \end{pmatrix} = \begin{pmatrix} x_1 + x_2 \\ y_1 + y_2 \end{pmatrix}.$$

Similarly,

$$\mathbf{a} - \mathbf{b} = \begin{pmatrix} x_1 \\ y_1 \end{pmatrix} - \begin{pmatrix} x_2 \\ y_2 \end{pmatrix} = \begin{pmatrix} x_1 - x_2 \\ y_1 - y_2 \end{pmatrix}.$$



**Example 7.6**

Given that  $\mathbf{a} = \begin{pmatrix} 3 \\ 4 \end{pmatrix}$ ,  $\mathbf{b} = \begin{pmatrix} 1 \\ 6 \end{pmatrix}$ ,  
 $\mathbf{c} = \begin{pmatrix} 2 \\ -3 \end{pmatrix}$ , find:

(a)  $\mathbf{a} + \mathbf{b}$     (b)  $\mathbf{a} + \mathbf{c}$     (c)  $\mathbf{a} + \mathbf{b} + \mathbf{c}$

**Solution**

$$\begin{aligned} \text{(a) } \mathbf{a} + \mathbf{b} &= \begin{pmatrix} 3 \\ 4 \end{pmatrix} + \begin{pmatrix} 1 \\ 6 \end{pmatrix} \\ &= \begin{pmatrix} 3+1 \\ 4+6 \end{pmatrix} = \begin{pmatrix} 4 \\ 10 \end{pmatrix}. \end{aligned}$$

$$\begin{aligned} \text{(b) } \mathbf{a} + \mathbf{c} &= \begin{pmatrix} 3 \\ 4 \end{pmatrix} + \begin{pmatrix} 2 \\ -3 \end{pmatrix} \\ &= \begin{pmatrix} 3+2 \\ 4-3 \end{pmatrix} = \begin{pmatrix} 5 \\ 1 \end{pmatrix} \end{aligned}$$

$$\begin{aligned} \text{(c) } \mathbf{a} + \mathbf{b} + \mathbf{c} &= \begin{pmatrix} 3 \\ 4 \end{pmatrix} + \begin{pmatrix} 1 \\ 6 \end{pmatrix} + \begin{pmatrix} 2 \\ -3 \end{pmatrix} \\ &= \begin{pmatrix} 3+1+2 \\ 4+6-3 \end{pmatrix} = \begin{pmatrix} 6 \\ 7 \end{pmatrix} \end{aligned}$$

**Example 7.7**

Given  $\mathbf{a} = \begin{pmatrix} 7 \\ 5 \end{pmatrix}$  and  $\mathbf{b} = \begin{pmatrix} 3 \\ 2 \end{pmatrix}$ , Find  $\mathbf{b} - \mathbf{a}$ .

**Solution**

$$\begin{aligned} \mathbf{b} - \mathbf{a} &= \begin{pmatrix} 3 \\ 2 \end{pmatrix} - \begin{pmatrix} 7 \\ 5 \end{pmatrix} \text{ or } \mathbf{b} - \mathbf{a} = \begin{pmatrix} 3 \\ 2 \end{pmatrix} + \begin{pmatrix} -7 \\ -5 \end{pmatrix} \\ &= \begin{pmatrix} 3-7 \\ 2-5 \end{pmatrix} \\ &= \begin{pmatrix} -4 \\ -3 \end{pmatrix} \end{aligned}$$

Therefore,  $\mathbf{b} - \mathbf{a} = \mathbf{b} + -\mathbf{a} = \begin{pmatrix} -4 \\ -3 \end{pmatrix}$

**Exercise 7.5**

1. In each of the following, draw  $\mathbf{p} + \mathbf{q}$  and state its column vector.

(a)  $\mathbf{p} = \begin{pmatrix} 7 \\ 11 \end{pmatrix}$  and  $\mathbf{q} = \begin{pmatrix} 2 \\ 0 \end{pmatrix}$

(b)  $\mathbf{p} = \begin{pmatrix} -3 \\ -3 \end{pmatrix}$  and  $\mathbf{q} = \begin{pmatrix} -4 \\ 8 \end{pmatrix}$

(c)  $\mathbf{P} = \begin{pmatrix} 1 \\ -7 \end{pmatrix}$  and  $\mathbf{Q} = \begin{pmatrix} 6 \\ 2 \end{pmatrix}$ .

2. Write down negatives of each of the following vectors:

(a)  $\begin{pmatrix} 7 \\ 11 \end{pmatrix}$     (b)  $\begin{pmatrix} 5 \\ -6 \end{pmatrix}$     (c)  $\begin{pmatrix} -3 \\ -3 \end{pmatrix}$

(d)  $\begin{pmatrix} 2 \\ 0 \end{pmatrix}$     (e)  $\begin{pmatrix} -4 \\ 8 \end{pmatrix}$     (f)  $\begin{pmatrix} 0 \\ 0 \end{pmatrix}$

Use the graph in Fig. 7.22 shown next page to answer Questions 3 and 4 below.

3. (a) Name all the vectors that are equal to  $\mathbf{AB}$  and state their column vectors.  
 (b) Name the vector which is equal to  $\mathbf{EF}$ .  
 (c) Is  $\mathbf{PQ}$  equal to  $\mathbf{KL}$ ? Give a reason for your answer.  
 (d) Is  $\mathbf{KL}$  equal to  $\mathbf{QP}$ ? Why?  
 (e) Simplify  $\mathbf{EF} + \mathbf{FG} + \mathbf{GH}$  and give your answer as a column vector.  
 (f) Name a resultant vector which is equal to  $\mathbf{NM}$ .  
 (g) Name three vectors which are equal to  $2\mathbf{GL}$ .  
 (h) Name a vector which is parallel to  $\mathbf{GH}$ .
4. Write all the vectors in Fig. 7.22 as column vectors.
5. P is (5, 3), Q is (-4, 2) and R is (2, -3). Find the column vectors  $\mathbf{PQ}$ ,  $\mathbf{RQ}$  and  $\mathbf{RP}$ .
6. The coordinates of point A are (2, 1) and  $\mathbf{AB} = \begin{pmatrix} 0 \\ 5 \end{pmatrix}$ . Find the coordinates of B.
7. Given that  $\mathbf{p} = \begin{pmatrix} 0 \\ 4 \end{pmatrix}$ ,  $\mathbf{q} = \begin{pmatrix} 3 \\ -5 \end{pmatrix}$  and  $\mathbf{q} + \mathbf{r} = \mathbf{p}$ , express  $\mathbf{r}$  as a column vector.
8. If  $\mathbf{r} = \begin{pmatrix} 1 \\ 2 \end{pmatrix}$ ,  $\mathbf{s} = \begin{pmatrix} 3 \\ -4 \end{pmatrix}$  and  $\mathbf{t} = \begin{pmatrix} -5 \\ -6 \end{pmatrix}$ , determine:  
 (a)  $\mathbf{r} + \mathbf{s}$     (b)  $\mathbf{r} + \mathbf{s} - \mathbf{t}$   
 (c)  $\mathbf{r} - (\mathbf{s} + \mathbf{t})$

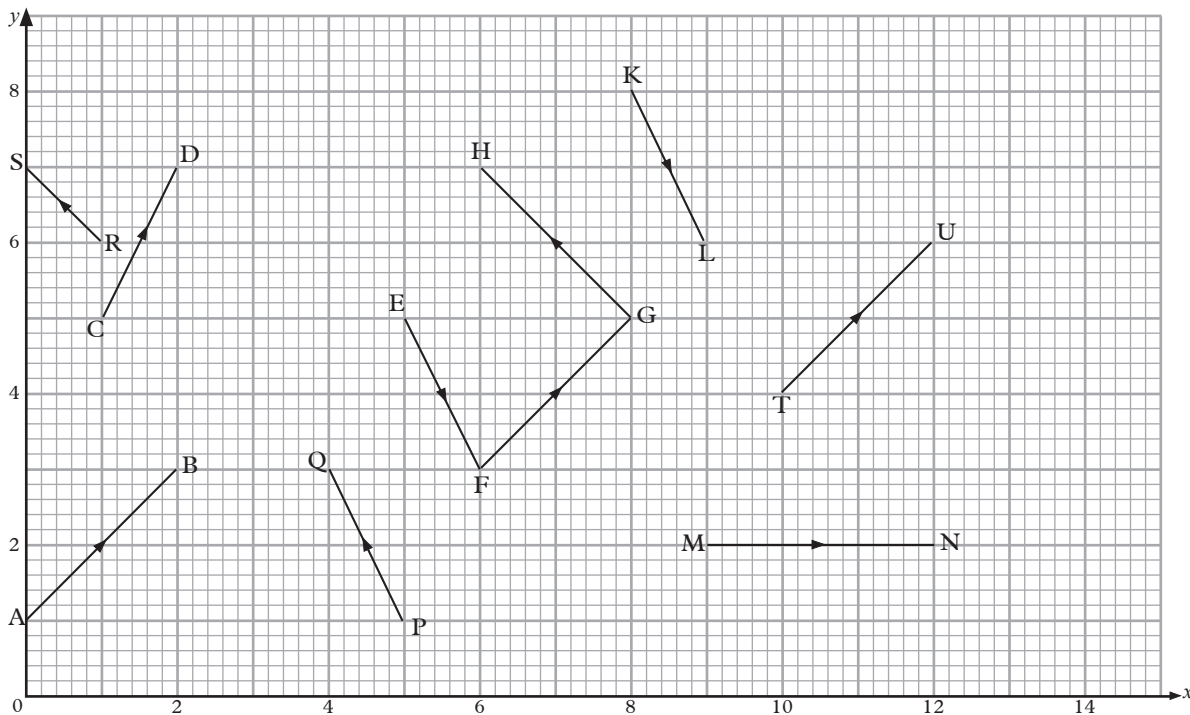


Fig. 7.22

9. Simplify  $\mathbf{FG} + \mathbf{GH}$  giving your answer in column vector form. What is the meaning of the first component in your answer?

10. Draw diagrams on squared paper to show:

(a)  $\begin{pmatrix} 3 \\ 1 \end{pmatrix} + \begin{pmatrix} 3 \\ 3 \end{pmatrix} = \begin{pmatrix} 6 \\ 4 \end{pmatrix}$

(b)  $\begin{pmatrix} 0 \\ 2 \end{pmatrix} + \begin{pmatrix} 3 \\ 2 \end{pmatrix} = \begin{pmatrix} 3 \\ 4 \end{pmatrix}$

(c)  $\begin{pmatrix} 2 \\ 2 \end{pmatrix} + \begin{pmatrix} 2 \\ 1 \end{pmatrix} = \begin{pmatrix} 0 \\ 3 \end{pmatrix}$

11. Simplify:

(a)  $\begin{pmatrix} 3 \\ 2 \end{pmatrix} + \begin{pmatrix} 4 \\ 3 \end{pmatrix}$

(b)  $\begin{pmatrix} 0 \\ 4 \end{pmatrix} + \begin{pmatrix} 6 \\ 1 \end{pmatrix}$

(c)  $\begin{pmatrix} -2 \\ 4 \end{pmatrix} + \begin{pmatrix} -3 \\ -8 \end{pmatrix}$

(d)  $\begin{pmatrix} -10 \\ 4 \end{pmatrix} + \begin{pmatrix} -6 \\ 8 \end{pmatrix}$

### 7.4 Position vectors

On a cartesian plane, the position of a point is given with reference to the origin, O, the intersection of the x- and y- axes. Thus, we can use vectors to describe the position of a point (Fig. 7.23).

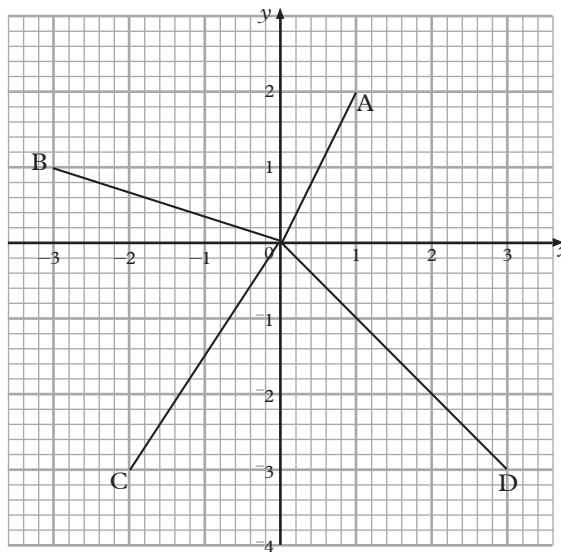


Fig. 7.23

From the origin, A is +1 units in the  $x$  direction and +2 units in the  $y$  direction. Thus, A has coordinates (1, 2) and **OA** has column vector  $\begin{pmatrix} 1 \\ 2 \end{pmatrix}$ .

Similarly, B is -3 units in the  $x$  direction and +1 units in the  $y$  direction. Thus, B has coordinates (-3, 1) and **OB** has column vector  $\begin{pmatrix} -3 \\ 1 \end{pmatrix}$ .

C is -2 units in the  $x$  direction and -3 units in the  $y$  direction. Thus, C is (-2, -3) and **OC** =  $\begin{pmatrix} -2 \\ -3 \end{pmatrix}$ .

D is +3 units in the  $x$  direction and -3 units in the  $y$  direction.

Thus, D is (3, -3) and **OD** =  $\begin{pmatrix} 3 \\ -3 \end{pmatrix}$ .

**OA, OB, OC** and **OD** are known as **position vectors** of A, B, C, and D respectively.

All position vectors have O as their initial point.

**Example 7.8**

Consider points A (2, 3) and B (9, 5) in the figure 7.24 below.

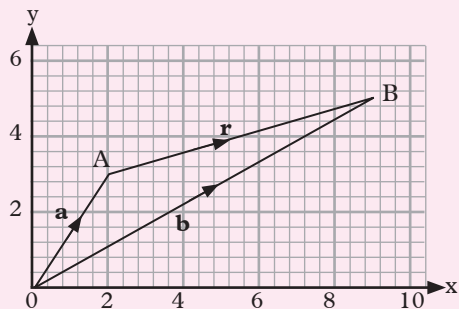


Fig 7.24

Find the position vectors for A and B hence find **AB**.

**Solution**

$$\mathbf{OA} = \mathbf{a} = \begin{pmatrix} 2 \\ 3 \end{pmatrix} \text{ and } \mathbf{OB} = \mathbf{b} = \begin{pmatrix} 9 \\ 5 \end{pmatrix}$$

$$\mathbf{OA} + \mathbf{AB} = \mathbf{OB}$$

$$\mathbf{AB} = \mathbf{OB} - \mathbf{OA}$$

$$= \mathbf{b} - \mathbf{a} = \begin{pmatrix} 9 \\ 5 \end{pmatrix} - \begin{pmatrix} 2 \\ 3 \end{pmatrix} = \begin{pmatrix} 7 \\ 2 \end{pmatrix}$$

$$\mathbf{AO} = -\mathbf{OA} = -\mathbf{a} \text{ and } \mathbf{OB} = \mathbf{b}.$$

$$\text{Thus, } \mathbf{AB} = \mathbf{AO} + \mathbf{OB}.$$

$$= -\mathbf{a} + \mathbf{b}$$

$$= \mathbf{b} - \mathbf{a}$$

**Example 7.9**

Given that vector **OP** =  $\begin{pmatrix} 4 \\ -3 \end{pmatrix}$  and

**PQ** =  $\begin{pmatrix} 2 \\ 5 \end{pmatrix}$ , find the coordinates of point Q.

**Solution**

The position vector of P is **OP** =  $\begin{pmatrix} 4 \\ -3 \end{pmatrix}$

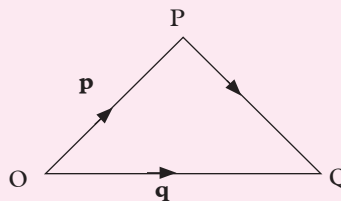


Fig. 7.25

The position vector of Q is given by:

$$\mathbf{OQ} = \mathbf{OP} + \mathbf{PQ}$$

$$= \begin{pmatrix} 4 \\ -3 \end{pmatrix} + \begin{pmatrix} 2 \\ 5 \end{pmatrix} = \begin{pmatrix} 6 \\ 2 \end{pmatrix}.$$

The coordinates of Q are (6, 2).

**Example 7.10**

P has coordinates (2, 3) and Q (7, 5).

(a) Find the position vector of

- (i) P
- (ii) Q

(b) State the column vector for **PO**.

(c) Find the column vector for **PQ**.

**Solution**

(a) (i)  $P$  is  $(2, 3)$  (ii)  $Q$  is  $(7, 5)$   
 $\therefore \mathbf{OP} = \begin{pmatrix} 2 \\ 3 \end{pmatrix} \quad \therefore \mathbf{OQ} = \begin{pmatrix} 7 \\ 5 \end{pmatrix}$

(b)  $\mathbf{OP} = \begin{pmatrix} 2 \\ 3 \end{pmatrix}$   
 $\mathbf{PO} = -\mathbf{OP}$   
 $= -\begin{pmatrix} 2 \\ 3 \end{pmatrix} = \begin{pmatrix} -2 \\ -3 \end{pmatrix}$

(c)  $\mathbf{PQ} = \mathbf{PO} + \mathbf{OQ}$   
 $= \begin{pmatrix} -2 \\ -3 \end{pmatrix} + \begin{pmatrix} 7 \\ 5 \end{pmatrix} = \begin{pmatrix} -2+7 \\ -3+5 \end{pmatrix}$   
 $= \begin{pmatrix} 5 \\ 2 \end{pmatrix}.$

Note that

$\mathbf{PO} + \mathbf{OQ} = \mathbf{OQ} + \mathbf{PO} = \mathbf{PQ}$

$\square \mathbf{PQ} = \mathbf{OQ} - \mathbf{OP}$  (since  $\mathbf{PO} = -\mathbf{OP}$ )  
 $=$  position vector of  $Q$  – position vector of  $P$   
 $= \begin{pmatrix} 7 \\ 5 \end{pmatrix} - \begin{pmatrix} 2 \\ 3 \end{pmatrix}$   
 $= \begin{pmatrix} 5 \\ 2 \end{pmatrix}$

**Example 7.11**

If  $\mathbf{OA} = \begin{pmatrix} 2 \\ -5 \end{pmatrix}$  and  $\mathbf{OB} = \begin{pmatrix} 4 \\ -3 \end{pmatrix}$ , find

- (a) the coordinates of  $A$ ,
- (b) the coordinates of  $B$ ,
- (c) the column vector for  $\mathbf{AB}$ .

**Solution**

(a)  $\mathbf{OA} = \begin{pmatrix} 2 \\ -5 \end{pmatrix}$   
 $\therefore A$  is  $(2, -5)$   
 (b)  $\mathbf{OB} = \begin{pmatrix} 4 \\ -3 \end{pmatrix}$   
 $\therefore B$  is  $(4, -3)$   
 (c)  $\mathbf{AB} = \mathbf{AO} + \mathbf{OB}$   
 $= -\mathbf{OA} + \mathbf{OB}$  (since  $\mathbf{AO} = -\mathbf{OA}$ )  
 $= \mathbf{OB} - \mathbf{OA}$

$$= \begin{pmatrix} 4 \\ -3 \end{pmatrix} - \begin{pmatrix} 2 \\ -5 \end{pmatrix} = \begin{pmatrix} 4-2 \\ -3-(-5) \end{pmatrix} = \begin{pmatrix} 2 \\ 2 \end{pmatrix}$$

In general, if  $P$  is  $(a, b)$  then

$\mathbf{OP} = \begin{pmatrix} a \\ b \end{pmatrix}.$

Similarly, if  $Q$  is  $(c, d)$  then

$\mathbf{OQ} = \begin{pmatrix} c \\ d \end{pmatrix}.$

$\mathbf{PQ} =$  position vector of  $Q$  – position vector of  $P$   
 $= \mathbf{OQ} - \mathbf{OP}$   
 $= \begin{pmatrix} c \\ d \end{pmatrix} - \begin{pmatrix} a \\ b \end{pmatrix} = \begin{pmatrix} c-a \\ d-b \end{pmatrix}.$

**Exercise 7.6**

1. State the position vectors of the following points.  
 (a)  $P(5, 3)$  (b)  $Q(2, 3)$   
 (c)  $R(-6, 8)$  (d)  $S(-3, -4)$   
 (e)  $T(0, 2)$  (f)  $U(-3, 0)$
2. State the coordinates of the points with the following position vectors.  
 (a)  $\begin{pmatrix} 1 \\ 4 \end{pmatrix}$  (b)  $\begin{pmatrix} 0 \\ 3 \end{pmatrix}$   
 (c)  $\begin{pmatrix} -1 \\ -3 \end{pmatrix}$  (d)  $\begin{pmatrix} -5 \\ 0 \end{pmatrix}$
3. Given  $A(6, 3)$  and  $B(-4, 9)$ , find the coordinates of  $C$  when:  
 (a)  $\mathbf{OC} = \mathbf{OA} + \mathbf{OB}$   
 (b)  $\mathbf{OC} + \mathbf{OB} = \mathbf{OA}$
4. Given that  $\mathbf{OR} = \mathbf{OP} + \mathbf{OQ}$ , state the coordinates of  $R$  when the coordinates of  $P$  and  $Q$  are:  
 (a)  $P(0, 1)$  and  $Q(3, 6)$   
 (b)  $P(-3, 2)$  and  $Q(5, 1)$   
 (c)  $P(-4, -3)$  and  $Q(2, 0)$

5. Use Fig. 7.26 to write down the position vectors of the marked points.

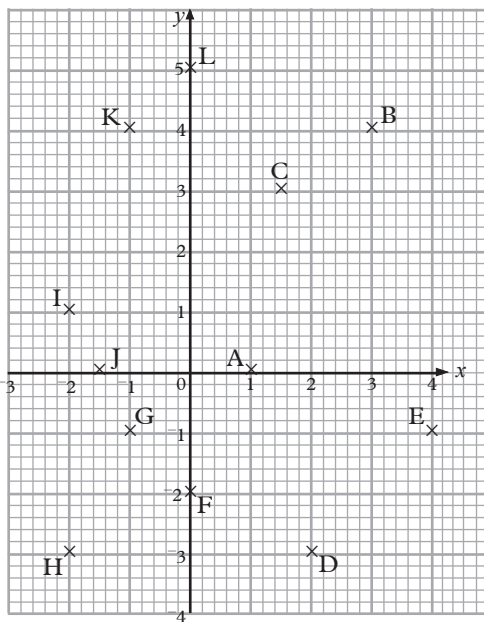


Fig. 7.26

6. On squared paper, mark the points whose position vectors are given below.

(a)  $\begin{pmatrix} 1 \\ 1 \end{pmatrix}$     (b)  $\begin{pmatrix} 2 \\ 3 \end{pmatrix}$     (c)  $\begin{pmatrix} 1 \\ -1 \end{pmatrix}$

(d)  $\begin{pmatrix} -1 \\ 2 \end{pmatrix}$     (e)  $\begin{pmatrix} -4 \\ -1 \end{pmatrix}$     (f)  $\begin{pmatrix} -2 \\ 3 \end{pmatrix}$

(g)  $\begin{pmatrix} 5 \\ 0 \end{pmatrix}$     (h)  $\begin{pmatrix} 5 \\ -2 \end{pmatrix}$

7. (a) If  $\mathbf{OP} = \begin{pmatrix} 4 \\ 1 \end{pmatrix}$  and  $\mathbf{OQ} = \begin{pmatrix} 2 \\ 5 \end{pmatrix}$ , find the column vector for  $\mathbf{PQ}$ .

(b) If  $\mathbf{OP} = \begin{pmatrix} -2 \\ -4 \end{pmatrix}$  and  $\mathbf{OQ} = \begin{pmatrix} 7 \\ 4 \end{pmatrix}$ ,

find the column vector for

(i)  $\mathbf{PQ}$     (ii)  $\mathbf{QP}$ .

(c) If  $\mathbf{OF} = \begin{pmatrix} 3 \\ 8 \end{pmatrix}$  and  $\mathbf{OG} = \begin{pmatrix} -1 \\ -4 \end{pmatrix}$

find the column vectors for  $\mathbf{FG}$  and  $\mathbf{GF}$ .

(d) If  $\mathbf{OM} = \begin{pmatrix} 1 \\ 3 \end{pmatrix}$ ,  $\mathbf{ON} = \begin{pmatrix} 4 \\ -1 \end{pmatrix}$

and  $\mathbf{OP} = \begin{pmatrix} -2 \\ -2 \end{pmatrix}$ , find the

column vector:

(i)  $\mathbf{MN}$     (ii)  $\mathbf{MP}$

(iii)  $\mathbf{NM}$

8. Fig. 7.27 shows points A, B and C which are three vertices of a parallelogram ABCD. The point A has position vector  $\begin{pmatrix} 2 \\ 2 \end{pmatrix}$

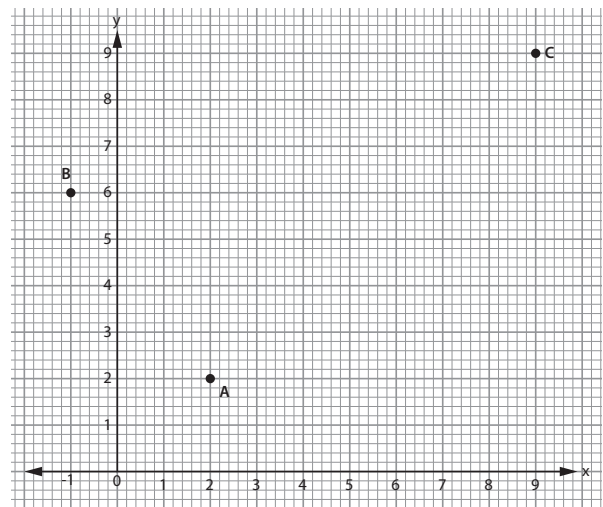


Fig. 7.27

- a) Write down the position vector of B and of C.

- b) The position vector of point D is  $\begin{pmatrix} d \\ 14 \end{pmatrix}$ . Find  $d$ .

### 7.5 Multiplying vectors by a scalar

#### Activity 7.7

Kigali, Rwamagana and kayonza are along the same road. Assume the road is straight which runs east of Kigali. From Kigali to Rwamagana is 55 km and from Rwamagana to Kayonza is 35 km.

- a) Draw a sketch diagram showing the location of towns along the straight line.
- b) If the distance from Kigali to kayonza is  $\mathbf{a}$ , express in terms of  $\mathbf{a}$ ,
  - i) distance from Rwamagana to Kayonza.
  - ii) distance from Kayonza to Rwamagana.

Consider the figure 7.28 below.

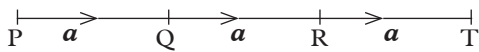


Fig 7.28

If vectors  $\mathbf{PQ} = \mathbf{QR} = \mathbf{RT}$ , then  $\mathbf{PT} = \mathbf{PQ} + \mathbf{QR} + \mathbf{RT} = \mathbf{a} + \mathbf{a} + \mathbf{a} = 3\mathbf{a}$ .

In the above case, the value 3 is considered as a scalar multiplied to a vector  $\mathbf{a}$ .

If we have a vector say  $\mathbf{a}$ , it can be multiplied by a constant  $k$  to give the final result as the vector.

In general, when a vector  $\mathbf{a} = \begin{pmatrix} a \\ b \end{pmatrix}$  is multiplied by a scalar  $k$ , we get

$$k \begin{pmatrix} a \\ b \end{pmatrix} = \begin{pmatrix} ka \\ kb \end{pmatrix}.$$

The scalar  $k$  can be any positive or negative number. Each component of the vector is multiplied by the scalar.

In the figure 7.29 below,  $\mathbf{r} = \begin{pmatrix} 2 \\ 1 \end{pmatrix}$  and has been added to itself.

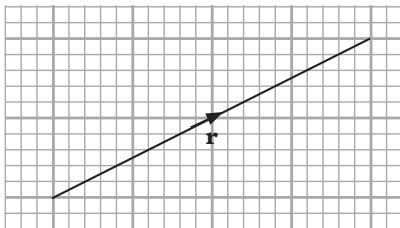


Fig 7.29

$$\mathbf{r} + \mathbf{r} = \begin{pmatrix} 2 \\ 1 \end{pmatrix} + \begin{pmatrix} 2 \\ 1 \end{pmatrix} = \begin{pmatrix} 4 \\ 2 \end{pmatrix}.$$

The addition of  $\mathbf{r}$  to itself gives  $\mathbf{r} + \mathbf{r} = 2\mathbf{r}$ . Thus,

$$2\mathbf{r} = 2 \begin{pmatrix} 2 \\ 1 \end{pmatrix} = \begin{pmatrix} 2 \times 2 \\ 2 \times 1 \end{pmatrix} = \begin{pmatrix} 4 \\ 2 \end{pmatrix}.$$

The number 2 is a scalar value in  $2\mathbf{r}$ .

**Example 7.12**

Given  $\mathbf{a} = \begin{pmatrix} 2 \\ 3 \end{pmatrix}$  and  $\mathbf{b} = \begin{pmatrix} -4 \\ 10 \end{pmatrix}$ , find the value of:

- (a)  $4\mathbf{a}$
- (b)  $-\frac{1}{2}\mathbf{b}$
- (c)  $3\mathbf{a} - \frac{1}{2}\mathbf{b}$
- (d)  $3\mathbf{a} + 2\mathbf{b}$

**Solution**

$$(a) \quad 4\mathbf{a} = 4 \begin{pmatrix} 2 \\ 3 \end{pmatrix} = \begin{pmatrix} 8 \\ 12 \end{pmatrix}$$

$$(b) \quad -\frac{1}{2}\mathbf{b} = -\frac{1}{2} \begin{pmatrix} -4 \\ 10 \end{pmatrix} = \begin{pmatrix} 2 \\ -5 \end{pmatrix}$$

$$(c) \quad 3\mathbf{a} - \frac{1}{2}\mathbf{b} = 3 \begin{pmatrix} 2 \\ 3 \end{pmatrix} - \frac{1}{2} \begin{pmatrix} -4 \\ 10 \end{pmatrix} = \begin{pmatrix} 6 \\ 9 \end{pmatrix} + \begin{pmatrix} 2 \\ -5 \end{pmatrix} = \begin{pmatrix} 8 \\ 4 \end{pmatrix}.$$

$$(d) \quad 3\mathbf{a} + 2\mathbf{b} = 3 \begin{pmatrix} 2 \\ 3 \end{pmatrix} + 2 \begin{pmatrix} -4 \\ 10 \end{pmatrix} = \begin{pmatrix} 6 \\ 9 \end{pmatrix} + \begin{pmatrix} -8 \\ 20 \end{pmatrix} = \begin{pmatrix} -2 \\ 29 \end{pmatrix}$$

**Note:** When a vector is multiplied by a positive scalar, its direction does not change. However, when a vector is multiplied by a negative scalar, its direction is reversed.

**Exercise 7.7**

1. If  $\mathbf{a} = \begin{pmatrix} 4 \\ 1 \end{pmatrix}$ ,  $\mathbf{b} = \begin{pmatrix} 3 \\ 2 \end{pmatrix}$  and  $\mathbf{c} = \begin{pmatrix} 1 \\ 2 \end{pmatrix}$ . Evaluate the following.
  - (a)  $2\mathbf{a}$
  - (b)  $3\mathbf{b}$
  - (c)  $4\mathbf{a} + 3\mathbf{b}$
  - (d)  $\mathbf{a} + 2\mathbf{c}$
  - (e)  $2\mathbf{a} - 3\mathbf{c}$
  - (f)  $3(\mathbf{a} + \mathbf{b})$

- (g)  $\frac{1}{2}\mathbf{a} + \frac{1}{2}\mathbf{b}$
- If  $\mathbf{a} = \begin{pmatrix} 6 \\ 3 \end{pmatrix}$  and  $\mathbf{b} = \begin{pmatrix} 4 \\ 2 \end{pmatrix}$  find a single vector that represents  $\mathbf{a} + \mathbf{b}$
  - Given that  $\mathbf{a} = \begin{pmatrix} 6 \\ -4 \end{pmatrix}$ ,  $\mathbf{b} = \begin{pmatrix} 2 \\ 2 \end{pmatrix}$  and  $\mathbf{c} = \begin{pmatrix} 20 \\ 10 \end{pmatrix}$ , find the value of scalar  $k$  such that  $\mathbf{a} + k\mathbf{b} = \mathbf{c}$ .
  - Given that  $\begin{pmatrix} 2k \\ 1 \end{pmatrix} - 3\begin{pmatrix} 2 \\ 3 \end{pmatrix} = \begin{pmatrix} k-2 \\ 5r+7 \end{pmatrix}$ , find the values of  $k$  and  $r$ .
  - If  $\mathbf{r} = \begin{pmatrix} 1 \\ 3 \end{pmatrix}$ ,  $\mathbf{s} = \begin{pmatrix} 3 \\ -4 \end{pmatrix}$  and  $\mathbf{t} = \begin{pmatrix} 1 \\ 3 \end{pmatrix}$  determine:
    - $4\mathbf{r} - \mathbf{t}$
    - $2\mathbf{s} - 3\mathbf{r}$
    - $3\mathbf{r} + \mathbf{s} + \frac{1}{3}\mathbf{t}$
  - Given that  $\mathbf{a}$  is a vector, solve the following equation
    - $2\mathbf{a} + \begin{pmatrix} 4 \\ 1 \end{pmatrix} = \begin{pmatrix} 5 \\ 9 \end{pmatrix} - \mathbf{a}$
    - $4\mathbf{a} + \begin{pmatrix} 3 \\ 1 \end{pmatrix} + \begin{pmatrix} 2 \\ 4 \end{pmatrix} = \mathbf{0}$

### 7.6 The magnitude of a vector

#### Activity 7.8

In groups, discuss the following:

- The distance from Kigali to Musanze is  $-100$  km. Is this statement valid? Explain your answer.
- A man moved from a point K, 40 km due East to point M. At point M, he turned north and moved 30 km to point N. However, there is a direct route from K to N.
  - Sketch the diagram showing the man's movement.
  - Find the shortest distance from K to N.

- If the distance from K to M is  $x$  units and the distance from M to N is  $y$  units. Express the distance K to N in terms of  $x$  and  $y$ .

The distance between two points is a scalar quantity hence it has no direction. Its value can therefore never be negative. It is always positive.

#### Activity 7.9

- Discuss with your classmate how to find the magnitude between two points  $A(x_1, y_1)$  and  $B(x_2, y_2)$ .
- Using a graph paper, draw points  $P(2,6)$  and  $Q(5,3)$ . Find  $|PQ|$

Consider the vector  $\mathbf{a} = \begin{pmatrix} x \\ y \end{pmatrix}$

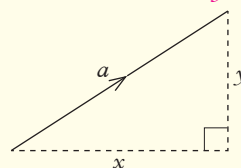


Fig 7.30

Using pythagoras theorem, the magnitude of vector  $\mathbf{a}$ , also as its modulus and denoted by  $|\mathbf{a}|$  is given by  $|\mathbf{a}| = \sqrt{x^2 + y^2}$

We can also determine the magnitude of the vector between two points using the coordinates of the two points.

Consider the points  $P(x_1, y_1)$  and  $Q(x_2, y_2)$

Vector  $PQ = \begin{pmatrix} x_2 - x_1 \\ y_2 - y_1 \end{pmatrix}$

The magnitude of PQ is given by

$$|PQ| = \sqrt{(x_2 - x_1)^2 + (y_2 - y_1)^2}$$

In the figure 7.30 below, the magnitude of OA is the length of line OA and is denoted as  $|OA|$  or  $|\mathbf{a}|$

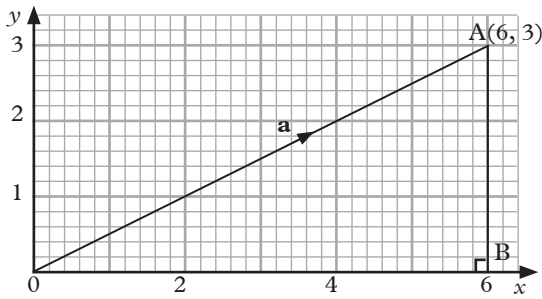


Fig 7.31

Triangle OAB is right-angled at point B. We can obtain the length of **OA** as follows  
Given  $O(0, 0)$ ,  $A(6, 3)$  then

$$\begin{aligned} |\mathbf{OA}| &= \sqrt{(6-0)^2 + (3-0)^2} \\ &= \sqrt{36 + 9} \\ &= \sqrt{45} = 6.708 \end{aligned}$$

Therefore,  $|\mathbf{OA}| = |\mathbf{a}| = 6.708$  units.

Note that the column vector of OA is  $\begin{pmatrix} 6 \\ 3 \end{pmatrix}$  and  $|\mathbf{OA}|$  is  $\sqrt{6^2 + 3^2}$ .

Since the magnitude of a vector is its length, the quantity is always a positive scalar.

**Example 7.13**

Given that,  $\mathbf{a} = \begin{pmatrix} 2 \\ 3 \end{pmatrix}$  and  $\mathbf{b} = \begin{pmatrix} 5 \\ -4 \end{pmatrix}$  determine:

- (a)  $|\mathbf{a}|$       (b)  $|\mathbf{b}|$   
(c)  $|\mathbf{a} + \mathbf{b}|$     (d)  $|\mathbf{a} - \mathbf{b}|$

**Solution**

$$\begin{aligned} \text{(a)} \quad |\mathbf{a}| &= \sqrt{2^2 + 3^2} = \sqrt{13} = 3.606 \text{ units} \\ \text{(b)} \quad |\mathbf{b}| &= \sqrt{5^2 + (-4)^2} = \sqrt{25 + 16} \\ &= \sqrt{41} \\ &= 4.403 \text{ units} \end{aligned}$$

$$\begin{aligned} \text{(c)} \quad \mathbf{a} + \mathbf{b} &= \begin{pmatrix} 2 \\ 3 \end{pmatrix} + \begin{pmatrix} 5 \\ -4 \end{pmatrix} = \begin{pmatrix} 7 \\ -1 \end{pmatrix} \\ |\mathbf{a} + \mathbf{b}| &= \sqrt{7^2 + (-1)^2} = \sqrt{50} \\ &= 7.071 \text{ units} \\ \text{(d)} \quad \mathbf{a} - \mathbf{b} &= \begin{pmatrix} 2 \\ 3 \end{pmatrix} - \begin{pmatrix} 5 \\ -4 \end{pmatrix} = \begin{pmatrix} -3 \\ 7 \end{pmatrix} \\ |\mathbf{a} - \mathbf{b}| &= \sqrt{(-3)^2 + 7^2} \\ &= \sqrt{9 + 49} = \sqrt{58} = 7.616 \text{ units} \end{aligned}$$

**Example 7.14**

Given  $\mathbf{r} = \begin{pmatrix} 3 \\ -4 \end{pmatrix}$ , find:

- (a)  $|\mathbf{r}|$     (b)  $|2\mathbf{r}|$     (c)  $2|\mathbf{r}|$     (d)  $|k\mathbf{r}|$

**Solution**

$$\begin{aligned} \text{(a)} \quad |\mathbf{r}| &= \sqrt{3^2 + (-4)^2} \\ &= \sqrt{9 + 16} = \sqrt{25} = 5 \text{ units} \\ \text{(b)} \quad 2\mathbf{r} &= 2\begin{pmatrix} 3 \\ -4 \end{pmatrix} = \begin{pmatrix} 6 \\ -8 \end{pmatrix} \\ |2\mathbf{r}| &= \sqrt{6^2 + (-8)^2} = \sqrt{36 + 64} \\ &= \sqrt{100} \\ &= 10 \text{ units} \\ \text{(c)} \quad 2|\mathbf{r}| &= 2\sqrt{3^2 + (-4)^2} \\ &= 2\sqrt{25} \\ &= 2 \times 5 = 10 \text{ units} \\ \text{(d)} \quad k\mathbf{r} &= k\begin{pmatrix} 3 \\ -4 \end{pmatrix} = \begin{pmatrix} 3k \\ -4k \end{pmatrix} \\ |k\mathbf{r}| &= \sqrt{(3k)^2 + (-4k)^2} \\ &= \sqrt{9k^2 + 16k^2} \\ &= \sqrt{25k^2} = 5k \text{ units} \end{aligned}$$

From this example, multiplying a vector by a scalar,  $k$ , also multiplies its magnitude by  $k$ .

In general,  $|k\mathbf{r}| = k|\mathbf{r}|$ .



**Example 7.15**

Given that  $S(2,3)$  and  $T(-2,5)$  are two cartesian points, find  $|ST|$ .

**Solution**

$S(2,3), T(-2,5)$

$$\begin{aligned} |ST| &= \sqrt{(-2-2)^2 + (5-3)^2} \\ &= \sqrt{(-4)^2 + 2^2} \\ &= \sqrt{20} \\ &= 4.472 \text{ units} \end{aligned}$$

**Example 7.16**

The coordinates of two points,  $M$  and  $N$  on a cartesian plane are  $(6,7)$  and  $(2,-1)$  respectively. Find the magnitude of  $MN$ .

**Solution**

$M(6,7), N(2,-1)$

$$\begin{aligned} |MN| &= \sqrt{(2-6)^2 + (-1-7)^2} \\ &= \sqrt{(-4)^2 + (-8)^2} \\ &= \sqrt{16 + 64} \\ &= \sqrt{80} \\ &= 8.944 \text{ units} \end{aligned}$$

**Exercise 7.8**

1. Let  $\mathbf{u} = (1, 2)$   $\mathbf{v} = (3, 2)$  and  $\mathbf{w} = (2,-1)$  be vectors in  $x$ - $y$  plane. Find the following.

- (a)  $3\mathbf{u} + 2\mathbf{w}$       (b)  $2\mathbf{u} + 3\mathbf{v}$   
 (c)  $2\mathbf{u} - (\mathbf{w} + \mathbf{v})$       (d)  $3(\mathbf{u} + 7\mathbf{w})$   
 (e)  $|3\mathbf{u} - 2\mathbf{v}|$       (f)  $|\mathbf{u} - 7\mathbf{v}|$   
 (g)  $|4\mathbf{u} - \mathbf{w}|^2$       (h)  $|\mathbf{w} + \mathbf{v}|^3$

2. Let  $P(2, 4)$  and  $Q(3, 7)$  be two points on a straight line  $PQ$ . Find the midpoint of the line  $PQ$ . Find also the distance from  $P$  to  $Q$ .

3. Compute the magnitudes of the following vectors in  $x$ - $y$  plane.

- (a)  $\mathbf{u} = \begin{pmatrix} 2 \\ -1 \end{pmatrix}$       (b)  $\mathbf{w} = \begin{pmatrix} 4 \\ -3 \end{pmatrix}$   
 (c)  $\mathbf{v} = \begin{pmatrix} -8 \\ 7 \end{pmatrix}$       (d)  $\mathbf{z} = \begin{pmatrix} 3 \\ -4 \end{pmatrix}$

4. Find the value of scalar  $k$  given that  $|k\mathbf{v}| = 3$  if  $\mathbf{v} = (3, 3)$  is a vector in  $x$ - $y$  plane.

5. Given the vectors  $\mathbf{u} = \begin{pmatrix} 2 \\ 3 \end{pmatrix}$  and  $\mathbf{v} = \begin{pmatrix} 5 \\ -7 \end{pmatrix}$ , find the following:

- a)  $|7\mathbf{u} + \mathbf{v}|$       b)  $|\mathbf{u}| \cdot |\mathbf{v}|$   
 c)  $2|\mathbf{u}| + 2|\mathbf{v}|$

6. Given that  $\mathbf{u} = \begin{pmatrix} 4 \\ 1 \end{pmatrix}$ ,  $\mathbf{v} = \begin{pmatrix} 0 \\ 3 \end{pmatrix}$  and  $\mathbf{w} = \begin{pmatrix} 3 \\ 1 \end{pmatrix}$ . Compute the following

- (a)  $|\mathbf{u} - 3\mathbf{v} + \mathbf{w}|$       (b)  $|3\mathbf{v} - \mathbf{w}|$   
 (c)  $\frac{|3\mathbf{v} - 3\mathbf{w}|}{|2\mathbf{u} - \mathbf{v}|}$       (d)  $\frac{|12\mathbf{w}|}{|\mathbf{w}|}$

7. Find the distance between points  $P$  and  $Q$  given that:

- a)  $P(1, -2)$  and  $Q(2, 1)$   
 b)  $P(2, -2)$  and  $Q(0, 4)$   
 c)  $P(0, -2)$  and  $Q(0, 4)$   
 d)  $P(3, -3)$  and  $Q(-4, 1)$

8. Calculate the length of each of the following vectors.

- (a)  $\begin{pmatrix} -3 \\ -4 \end{pmatrix}$       (b)  $\begin{pmatrix} 6 \\ -8 \end{pmatrix}$   
 (c)  $\begin{pmatrix} 12 \\ 5 \end{pmatrix}$       (d)  $\begin{pmatrix} 1 \\ -8 \end{pmatrix}$

9. Calculate the distances between the following pairs of points.

- (a)  $A(5, 0)$ ,  $B(10, 4)$   
 (b)  $C(7, 4)$ ,  $D(1, 12)$   
 (c)  $E(-1, -1)$ ,  $F(-5, -6)$   
 (d)  $P(4, -1)$ ,  $Q(-3, -4)$   
 (e)  $H(b, 4b)$ ,  $K(-2b, 8b)$   
 (f)  $M(-2m, 5m)$ ,  $N(-4m, -2m)$

10. State which of the following expressions represent the distance between the points  $A(a, b)$  and

B (c, d)

(a)  $\sqrt{(b-d)^2 + (a-c)^2}$

(b)  $\sqrt{(a-b)^2 + (c-d)^2}$

**Unit summary**

1. A vector is any quantity that has both **magnitude** and **direction**. Examples of vector quantities are: displacement, velocity, acceleration and force.
2. Properties of a vector quantity are **magnitude** and **direction**.
3. When a displacement vector is written as  $\mathbf{AB} = \begin{pmatrix} x \\ y \end{pmatrix}$  is called a column vector.
4. Vector can be denoted using different ways:
  - i) Bold capital letter e.g.  $\mathbf{AB}$
  - ii) Capital letters with arrow e.g.  $\vec{\mathbf{AB}}$
  - iii) Position vector with bold and small letters e.g.  $\mathbf{a}, \mathbf{b}$  or  $\vec{\mathbf{a}}, \vec{\mathbf{b}}$
5. Null vector has no magnitude and direction. It is denoted as 0 or  $\vec{0}$ .
6. Two vectors are equivalent if they have the same direction and equal magnitude.
7. A point that bisects a vector equally is called a midpoint. It lies halfway on the vector.
8. The vector sum of two or more vectors is called resultant vector.
9. All position vector have 0 as their initial position.
10. When a vector  $\mathbf{n} = \begin{pmatrix} x \\ y \end{pmatrix}$  is multiplied by a scalar k, we obtain
 
$$k \begin{pmatrix} x \\ y \end{pmatrix} = \begin{pmatrix} kx \\ ky \end{pmatrix}$$

11. When a vector is multiplied by a position scalar, its direction does not change. However, when a vector is multiplied by a negative scalar, its direction is reversed.

12. The magnitude of the column vectors  $\mathbf{a} = \begin{pmatrix} x \\ y \end{pmatrix}$  is given by.

$$|\mathbf{a}| = \sqrt{x^2 + y^2}$$

13. The magnitude of vector  $\mathbf{AB}$  between points A( $x_1, y_1$ ) and B ( $x_2, y_2$ ) is given by

$$|\mathbf{AB}| = \sqrt{(x_2-x_1)^2 + (y_2-y_1)^2}$$

**Unit 7 test**

1. Evaluate the following:

(a)  $2 \begin{pmatrix} 3 \\ 1 \end{pmatrix}$       (b)  $10 \begin{pmatrix} \frac{1}{2} \\ \frac{1}{5} \end{pmatrix}$

(c)  $5 \begin{pmatrix} -4 \\ -5 \end{pmatrix}$       (d)  $3 \begin{pmatrix} 0 \\ 1 \end{pmatrix}$

(e)  $-8 \begin{pmatrix} -1 \\ -1 \end{pmatrix}$       (f)  $-7 \begin{pmatrix} -1 \\ 0 \end{pmatrix}$

(g)  $\frac{1}{3} \begin{pmatrix} 3 \\ 9 \end{pmatrix}$       (h)  $\frac{-1}{5} \begin{pmatrix} -10 \\ -5 \end{pmatrix}$

2. Given A(6, 3) and B(-4, 12), find the coordinates of C when:

(a)  $\mathbf{OC} = \frac{1}{3}\mathbf{OA} + \frac{1}{4}\mathbf{OB}$

(b)  $\mathbf{OC} = 2\mathbf{OA} + \mathbf{OB}$

(c)  $\mathbf{OC} + \frac{1}{2}\mathbf{OB} = 2\mathbf{OA}$

3. If  $\mathbf{r} = \begin{pmatrix} 1 \\ 3 \end{pmatrix}$ ,  $\mathbf{s} = \begin{pmatrix} 3 \\ -4 \end{pmatrix}$  and  $\mathbf{t} = \begin{pmatrix} 1 \\ 3 \end{pmatrix}$ , determine:

(a)  $4\mathbf{r} - \mathbf{t}$       (b)  $2\mathbf{s} - 3\mathbf{r}$

(c)  $3\mathbf{r} + \mathbf{s} + \frac{1}{2}\mathbf{t}$

4. Determine the magnitudes of the following vectors:

(a)  $\begin{pmatrix} 4 \\ 2 \end{pmatrix}$       (b)  $\begin{pmatrix} 1 \\ 3 \end{pmatrix}$

(c)  $\begin{pmatrix} -6 \\ 8 \end{pmatrix}$       (d)  $\begin{pmatrix} -4 \\ -7 \end{pmatrix}$

5. Given that  $\mathbf{a} = \begin{pmatrix} 5 \\ 3 \end{pmatrix}$  and  $\mathbf{b} = \begin{pmatrix} -8 \\ 6 \end{pmatrix}$  calculate:

(a)  $|\frac{1}{3}\mathbf{b}|$       (b)  $|\mathbf{a} - \frac{1}{3}\mathbf{b}|$

(c)  $|\mathbf{a} + \mathbf{b}|$       (d)  $|-2\mathbf{a}|$

6. Given that  $\mathbf{r} = \begin{pmatrix} a \\ -3 \end{pmatrix}$  and  $\mathbf{s} = \begin{pmatrix} a-1 \\ 2 \end{pmatrix}$  and  $|\mathbf{r}| = |\mathbf{s}|$ , find  $\mathbf{a}$ .

7. If  $\mathbf{a} = \begin{pmatrix} 1 \\ y-1 \end{pmatrix}$ ,  $\mathbf{b} = \begin{pmatrix} 3 \\ y+2 \end{pmatrix}$  and  $|\mathbf{a}| = |\mathbf{b}|$ , find the value of  $y$ .

8. PQR is a straight line such that

$\mathbf{PQ} = 2\mathbf{QR}$

(a) Given P (6, 0) and R (4, 3), write down the column vectors for  $\mathbf{OP}$  and  $\mathbf{OR}$ .

(b) If  $\mathbf{OP} = \mathbf{p}$  and  $\mathbf{OR} = \mathbf{r}$ , express  $\mathbf{RP}$ ,  $\mathbf{RQ}$  and  $\mathbf{OQ}$  in terms of  $\mathbf{p}$  and  $\mathbf{r}$ . Hence find the coordinates of point Q.

9. Fig 7.32 shows triangle ABC. Use it to answer the questions that follow.

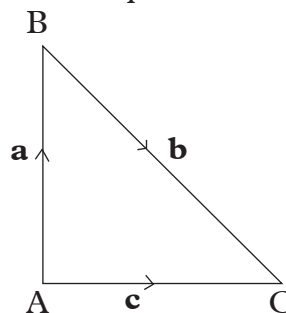


Fig. 7.32

(a) What is the opposite vectors of:

- (i) AB    (ii) BC    (iii) AC

(b) Given that A(1,3) and C(5,3). Find  $|\mathbf{AC}|$

# 8

## PARALLEL AND ORTHOGONAL PROJECTIONS

### Key unit competence

By the end of this unit, I will be able to transform shapes under orthogonal or parallel projection.

### Unit outline

- Definition of parallel projection
- Properties of parallel projection
- Definition of orthogonal projection
- Properties of orthogonal projection
- Images of geometrical shapes under parallel projection and orthogonal projection.

### 8.1 Parallel projection

#### 8.1.1 Introduction to parallel projection

##### Activity 8.1

In this activity, you will draw two parallel lines using a ruler and a set square.

Step 1: Using a ruler, draw a straight horizontal parallel line AB as shown in figure 8.1 below.



Fig. 8.1

Step 2: Align the base of the set square to the line AB as shown in the figure 8.2.

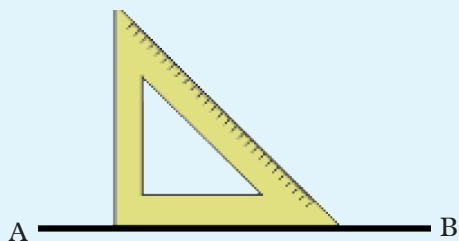


Fig. 8.2

Step 3: Place the ruler along the set square as shown in figure 8.3.

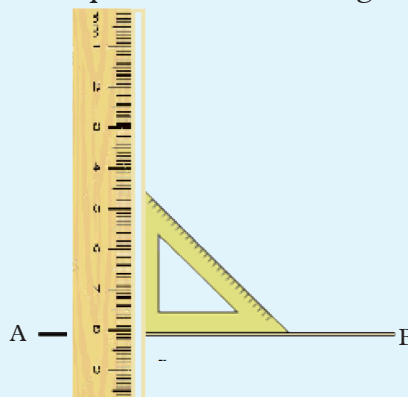


Fig. 8.3

Step 4: Slide the set square along the ruler (you can slide it for about 2 cm) as figure 8.4 shows. As you slide up the set square, ensure that you hold the ruler down firmly.

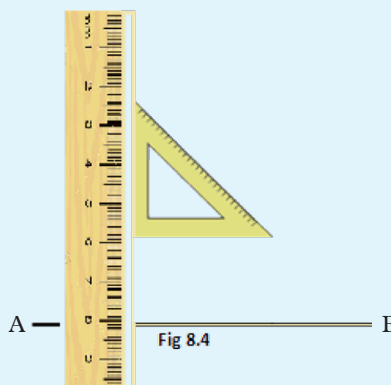


Fig. 8.4

Step 5: Draw a line at the new base of the set square. Is the line parallel to line AB?

Step 6: Measure the distance between the two lines at different positions. What can you comment about the distance between the two lines?

The distance between the two lines are discovered to be equal.

This new line is parallel to the line AB

From activity 8.1, we discovered that parallel lines are those lines which can never intersect. This is because they have a constant distance between them.

### 8.1.2 Parallel projection of a point on a line

#### Activity 8.2

1. In your note book draw a line and label it L.
2. On same side of line L, mark two points A and B not more than 3 cm from L, and about 2 cm apart.

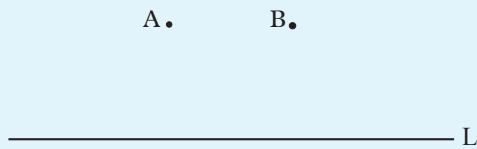


Fig 8.5

3. From point A, draw any-line segment to meet L at point A'. From B, draw another line segment parallel to AA' to meet L at B'.

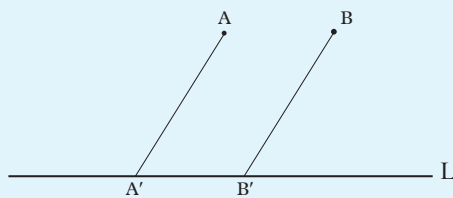


Fig 8.6

This figure shows a one to one mapping where A' is the image of A and B' the image of B on line L in the direction of AA'

In such a mapping A' is called the projection of A and B' the projection of B on line L. This is called a **parallel projection**.

#### Note

If we join A to B in fig 8.6, The line segment A'B' would be the parallel projection of line segment AB on the line L.

Shadows are formed as the result of an opaque object placed in front of the source of light ray where parallel light rays project the object to the wall.

A shadow is the projection of the object on the wall parallel to the direction of the light rays as shown on the figure 8.7 below.

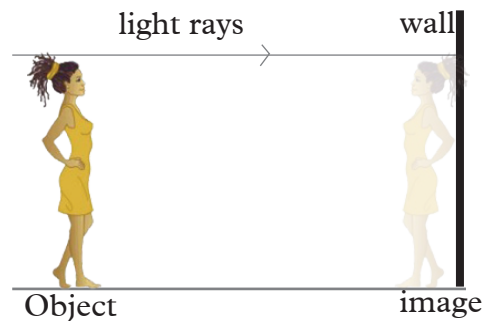


Fig. 8.7

Consider triangle ABC which is placed in the direction of parallel lines as fig 8.8 shows. The triangle is projected by the parallel lines to form the image along the straight line XY.

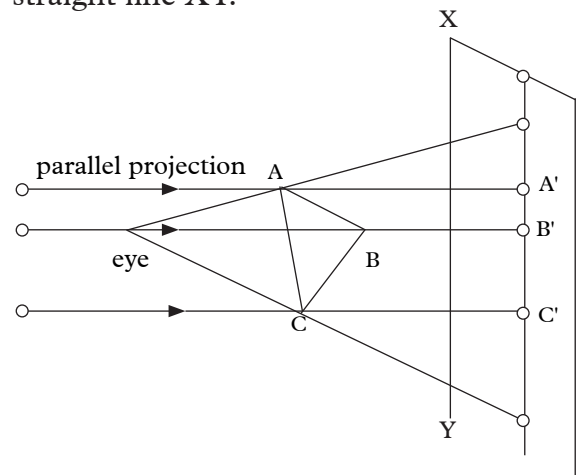


Fig 8.8

$A'$ ,  $B'$ , and  $C'$  show where the vertices are moved by “parallel” projection.

Parallel projection of a point can also be described in the following steps.

Let  $L_1$  and  $L_2$  be two intersecting lines and  $Q$  a point in the plane defined by  $L_1$  and  $L_2$ .

The image of  $Q$  under parallel projection on line  $L_2$  in the direction of  $L_1$  is obtained in the following ways:

- (a) Draw a line parallel to  $L_1$  through point  $Q$  as shown in the diagram below
- (b) Let the line drawn meet  $L_2$  at point  $Q'$ .
- (c)  $Q'$  is the image of  $Q$  under projection on  $L_2$  in the direction of  $L_1$ .

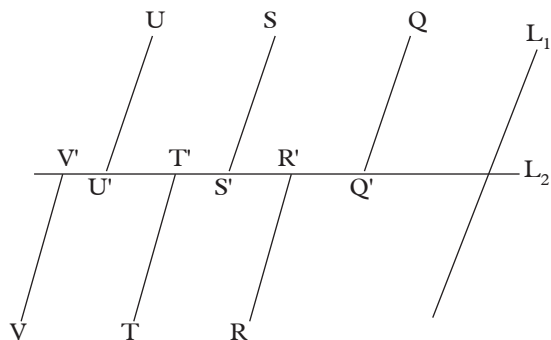


Fig. 8.9

In a similar way, find the images of  $U, S, V, T$  and  $R$  under the same parallel projection.

Fig 8.9 shows the points  $U, S, Q, V, T, R$  and their corresponding images  $U', S', Q', V', T', R'$  under the parallel projection on  $L_2$  in the direction of  $L_1$ .

**Remember!**

Fig 8.9 can only represent a parallel projection on  $L_2$  in the direction of  $L_1$  if and only if the line segment  $UU', SS', QQ', VV', TT',$  and  $RR'$  are all parallel to  $L_1$ .

How can you verify that this is so?

The images for the points  $U, S, Q, V, T, R$  under parallel projection are  $U', V', Q', T', R'$  as figure 8.9 shows.

**8.1.3 Parallel projection of a Line Segment on a line**

On the diagram below, consider the line segment  $AB$  and the line  $L_1$  and  $L_2$  as figure 8.10 shows.

Let  $L_1$  and  $L_2$  intersect at point  $O$ .

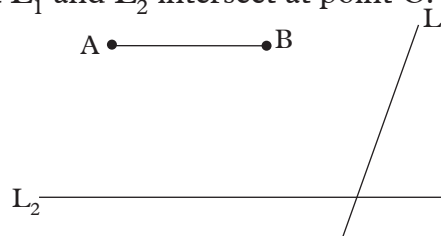


Fig. 8.10

The line segment  $AB$  is projected by first projecting  $A$  on  $L_2$  in the direction of  $L_1$  to give the image  $A'$  and then projecting  $B$  on  $L_2$  to give  $B'$ . This is shown in figure 8.11

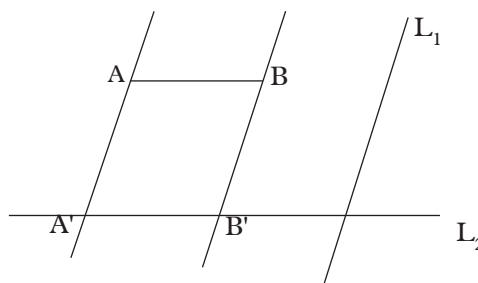


Fig. 8.11

The parallel projection of line  $AB$  segment on  $L_2$  is line segment  $A'B'$ .

**8.1.4 Properties of parallel projection**

**Activity 8.3**

Refer back to Fig 8.11, find the lengths of:

1. (a)  $AB$   
(b)  $A'B'$  what do you notice?
2. (a)  $AA'$

(b)  $BB'$  what do you notice?

3. Evaluate

(a)  $\frac{AB}{A'B'}$       (b)  $\frac{AA'}{BB'}$

4. Measure angles:

(a)  $\angle AAB'$

(b)  $\angle BB'O$  What do you notice?

(c) What can you say about the interior angles of the figure  $AA'B'B$ ?

Note that:

- i) The parallel projection on one line, all images are formed on that line.
- ii) A point on the line is mapped onto itself under parallel projection on the same line. Such a point is said to be invariant.
- iii) Invariant points are those points which lie exactly on the line of projection under parallel projection. For example in Fig. 8.12, A, B, C and D are invariant points.

In figure 8.12, the line segment AB is equal to CD i.e.  $AB = CD$

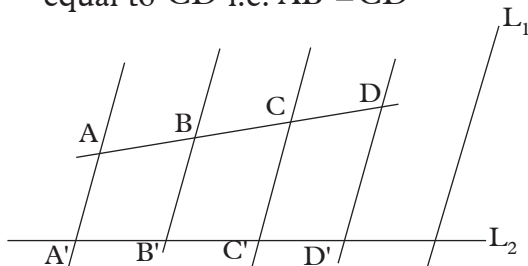


Fig. 8.12

The parallel projection of line segment AB is  $A'B'$  and the parallel projection of the segment CD is  $C'D'$ . If two line segments have the same length, then their parallel projection have the same length as well. If the segments are in the same direction.

This can be expressed as  $\frac{A'B'}{C'D'} = \frac{AB}{CD}$  (Thales' theorem).

- iv) If a line segment, say AB to be projected is parallel to the direction of the projection, then the two points have the same image.

In fig 8.13, points C and D define a line segment CD which is parallel to  $L_1$ , the line giving the direction of the parallel projection.

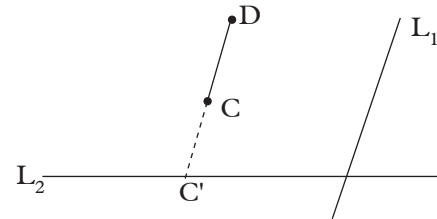


Fig. 8.13

- v) The image of midpoint of line segment is the midpoint of the image of the segment. (see Fig. 8.14)

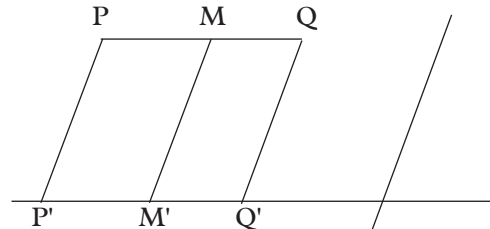


Fig. 8.14

M = midpoint of line segment PQ  
 $M'$  = image of the midpoint of  $P'Q'$

### 8.1.5 Parallel projection of a geometric figure on a line

#### Activity 8.4

Given that  $L_1$  and  $L_2$  represent a line of parallel projection, and the direction of the projection respectively;

1. Draw the lines  $L_1$  and  $L_2$  to intersect at point O at  $40^\circ$ .

- Draw a simple geometric figure i.e. a triangle, a rectangle, trapezium etc away from the line  $L_1$  and  $L_2$ .

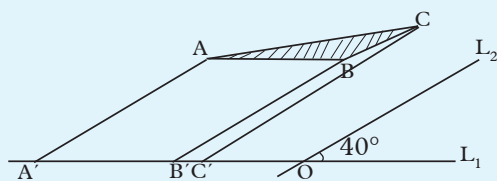


Fig 8.15

- Construct the parallel projections of A, B and C on  $L_1$  in the direction of  $L_2$ . Label the image of A, B and C.
- Fig 8.12 shows the mapping of  $\triangle ABC$  onto the projection line  $L_1$  parallel to line  $L_2$ .
- Describe the image of ABC.
- In a similar way identify a line of projection and another one to show the direction of the projection.
- Find the image of another plane shape under a parallel projection.
- Comment on your findings.

**Note**

In Fig. 8.15,  $\angle ABC$  is the object.

- The three vertices have been projected on the line  $L_1$ .
  - $A'B'$  and  $C'$  are the images of A, B, C respectively.
- $\therefore \angle ABC$  is mapped onto a line segment  $A'C'$

**Exercise 8.1**

- Fig. 8.16 represents a line segment AB and a half line L intersecting at point B, at an angle of  $30^\circ$

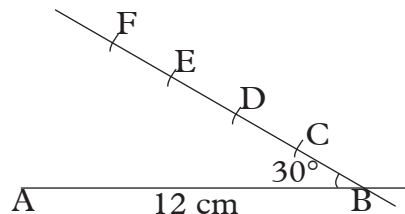


Fig. 8.16

- Given that  $AB = 12$  cm and that  $BC = CD = DE = EF$ . Copy this figure accurately. To mark off C, D, E and F, use a pair of compasses, start from B using a radius of 3 cm
  - Join F to A.
  - Find the parallel projections of C, D and E on AB in the direction FA. Let C, D, E be projections of C', D' and E'.
  - As accurately as possible, measure the lengths of the line segments  $BC'$ ,  $C'D'$ ,  $D'E'$  and  $E'A$ , stating your measurements to the nearest mm.  
What do you notice?
  - Find the ratio of
    - $\frac{BC}{BC'}, \frac{CD}{C'D'}, \frac{DE}{D'E'}, \frac{EF}{E'A}$
    - What do you notice?
  - What is the image of F under this projection?
- Using plain paper, ruler and compasses,
    - Draw two lines  $L_1$  and  $L_2$  to intersect at a point O at an angle of  $60^\circ$

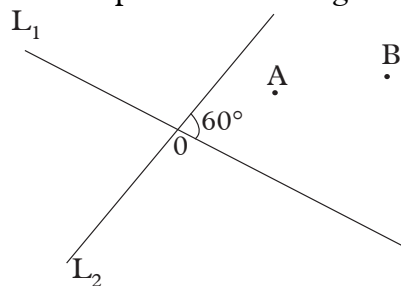


Fig. 8.17



- b) Mark two points A and B as shown so that line segment is not parallel to  $L_1$  or  $L_2$
  - c) Draw the projection of point A on  $L_2$  in the direction of  $L_1$ , then draw the projection of points B in the same way.
  - d) If A' and B' are the images of A and B respectively, describe the shape of the figure marked as AA'B'B.
  - e) Use your protractor to measure the interior angles of the figure.  
Name the two angles you could have stated without measuring why?
3. a) Draw a pair of parallel lines  $L_1$  and  $L_2$
  - b) Draw another line  $L_3$  to meet both  $L_1$  and  $L_2$  at a non-right angle at points A and B respectively.

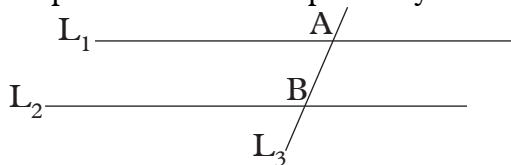


Fig. 8.18

- c) Pick another point P on  $L_1$  and draw its parallel projection on  $L_2$  in the direction  $L_3$ .
  - d) If the projection of P on  $L_2$  is denoted as Q, what can you say about figure PABQ?
  - e) List the properties of the figure PABQ.
4. a) On a graph paper, draw lines whose equalities are (i)  $y + x = 5$  (ii)  $y = \frac{1}{2}x$
  - b) Let the lines meet at point P.
  - c) Find the parallel projection of a point A(-1, 3) on line  $y = \frac{1}{2}x$  in the direction  $y + x = 5$ . Let the image of A in this projection be denoted by A'.
  - d) Find the parallel projection of the point A on the line  $y + x = 5$  in the direction

$y = \frac{1}{2}x$ , and let the image of A in this projection be denoted as A''.

- e) State the coordinates of the points P, and A''.

Name the geometric figure AA'PA'' and list its properties

5. Fig 8.19 shows object  $\triangle ABC$  on the cartesian plane. Using line  $y = -x$  as the direction of parallel projection, find the coordinates of the image of  $\triangle ABC$  on: (i) x-axis (ii) y-axis.

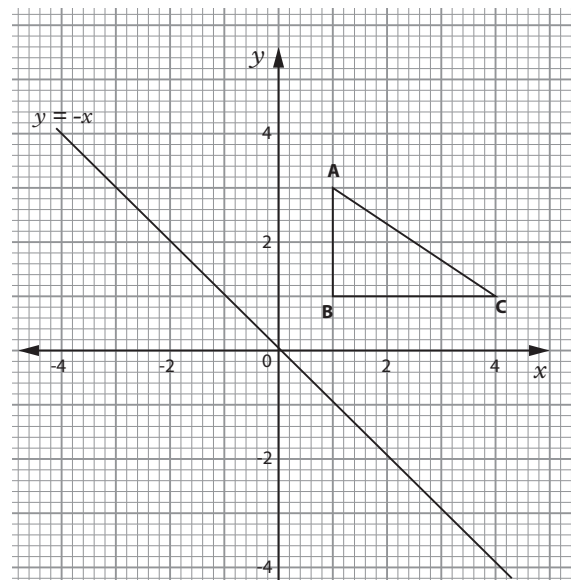


Fig 8.19

## 8.2 Orthogonal projection

### 8.2.1 Introduction to orthogonal projection

#### Activity 8.5

- Draw a line segment AB on a piece of paper. Above the line, mark point P as shown in Fig. 8.20.




Fig 8.20

- Place a pair of compasses at point P and mark two arcs on line AB as in Fig. 8.21.

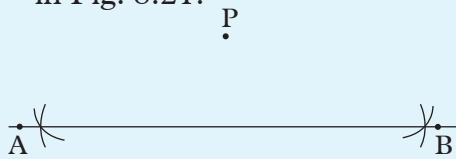


Fig 8.21

- Without changing the radius of the compass, place the compass on each of the arcs already made on line AB. Make another pair of intersecting arcs below the line as shown in Fig. 8.18.




Fig 8.22

- Using a ruler, draw a line from P to meet AB at point P' as shown in Fig. 8.23.

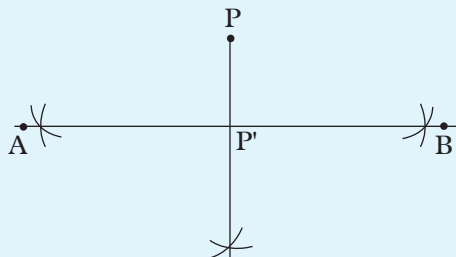


Fig 8.23

From fig 8.19,  $PP'$  is a perpendicular to  $AB$  and  $P'$  is the image of  $P$ .

If a line segment  $PP'$  meets another line say  $L_2$  at right angles at point  $P'$ ,  $P'$  is called **orthogonal projection** of point  $P$  in the line  $L_2$ .

Orthogonal projection is the type of projection where the line of projection and

the line giving the direction meet at  $90^\circ$ . For example, in the figure 8.23,  $L_1$  is the line of projection,  $L_2$  is the line giving the direction, and  $P$  is the object point.

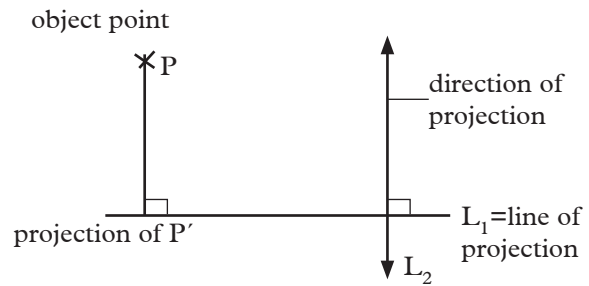


Fig 8.24

Orthogonal projection can be regarded as a subject of parallel projections.

In such a case it is not necessary to draw the first line if the line to show the direction of the projection is already known (see Fig. 8.25).

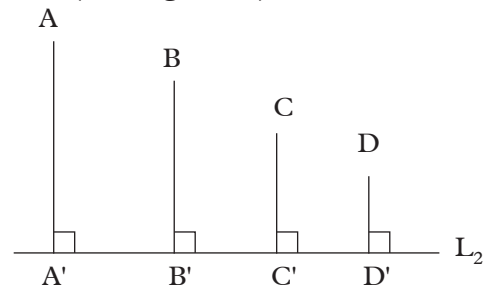


Fig 8.25

### 8.2.2 Orthogonal projection of a line segment on a line

#### Activity 8.6

Consider the horizontal line  $AB$  and a line  $PQ$  above line  $AB$  in Fig. 8.26.

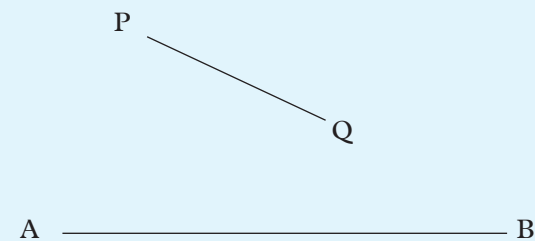


Fig 8.26

1. Construct a perpendicular from point P to meet the line AB at  $90^\circ$ .
2. Put the compass at point P. Make two arcs on line AB.
3. Without changing the radius of the compass transfer it to the two arcs made on line AB and make other arcs that intersect below AB.
4. Using a ruler, draw the line from P to meet the point of intersection of the arcs below the line AB.
5. Repeat procedures 2-4 for point Q.
6. Discuss your drawing with other classmates.

$P'Q'$  is the orthogonal projection of PQ on line AB.

### 8.3.3 Orthogonal projection of a geometric figure on a line

#### Activity 8.7

Consider

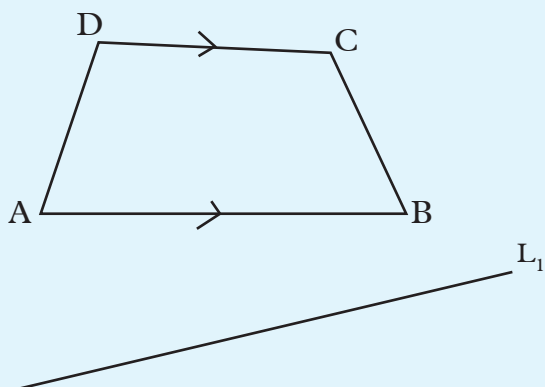


Fig 8.27

1. Let  $L_1$  represent the line of projection and figure ABCD the object to be projected.

2. Construct the image points of ABCD using orthogonal projections on line  $L_1$  i.e. construct line segments from points A, B, C, D to the line of projection. On line  $L_1$ , mark clearly the image points  $A'B'C'$  and  $D'$
3. Describe the shape of the image figure  $A'B'C'D'$ .
4. What properties of the trapezium ABCD have been preserved?
5. Repeat the activity using another geometric shape.
6. Comment on your findings.

**Note:** For the construction in activity 8.7 there was no need to indicate the direction of the projection. Explain the reason.

#### Properties of orthogonal projection:

- The projection meets the line of projection at  $90^\circ$ .
- Preserves ratios of corresponding line segments and ratio of corresponding projections.
- Preserves the distance between line segments and pairs of corresponding points.

#### Exercise 8.2

1. Given the points A, B, C and D which are on the line  $L_2$ . If the line  $L_2$  meets  $L_1$  at the angle of  $60^\circ$ . Point M is 4 cm from A. (See figure 8.28)

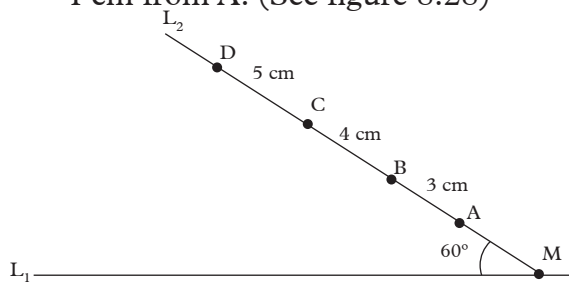


Fig 8.28

- (a) Using a ruler and a protractor, draw accurately the diagram above.
- (b) Find the orthogonal projection of the points A, B, C and D on  $L_1$
- (c) Find the ratios:
  - (i)  $\frac{A'B'}{AB}$
  - (ii)  $\frac{B'C'}{BC}$
  - (iii)  $\frac{C'D'}{CD}$
  - (iv)  $\frac{MA'}{MA}$
  - (v)  $\frac{M'A}{MA}$
  - (vi)  $\frac{MC'}{MC}$
  - (vii)  $\frac{MD'}{MD}$
- (d) What do you notice about the results from c(iv) and c(vii) above?

2. Study the graph below and answer the questions that follow.

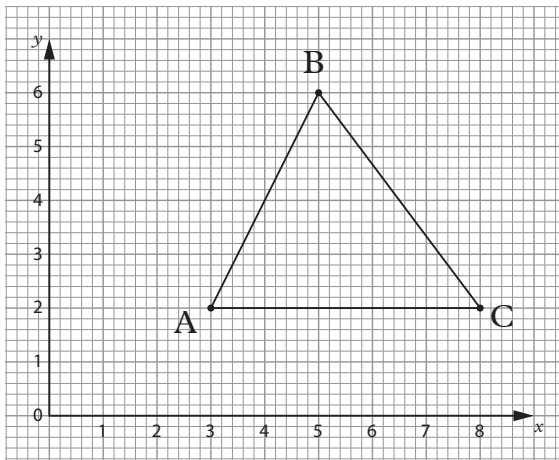


Fig 8.29

The triangle ABC is given orthogonal projection on  $x$  axis.

- (a) Find the coordinates of A', B' and C' under the projection on  $x$ -axis
- (b) Measure lengths:
  - (i)  $A'B'$
  - (ii)  $B'C'$
  - (iii)  $A'C'$

3. Given that line  $AB=8$  cm and it makes an angle of  $35^\circ$  to line  $L_2$  as shown in fig. 8.30.

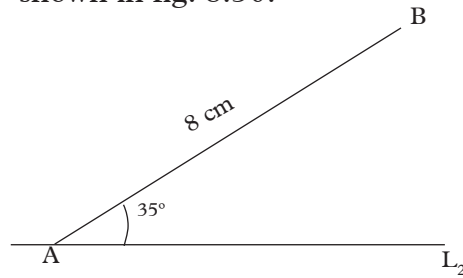


Fig 8.30

By construction, find the length of orthogonal projection of line AB on line  $L_2$ .

4. Given that  $BC'=3.5$  cm is orthogonal projection of  $BC=6$  cm on line K as shown in Fig. 8.31.

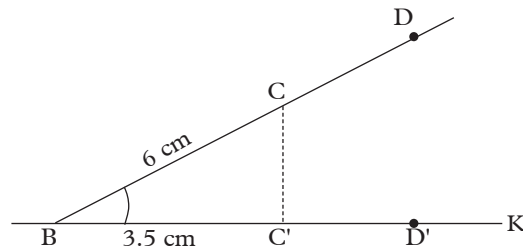


Fig 8.31

- (i) By construction, determine angle  $CBC'$ .
  - (ii) Find the length BD if its orthogonal projection on line K is  $BD' = 7$  cm.
5. Use Fig 8.32 to find the projection of PQRS on the line  $y = x$  in the direction  $y = -x$ .
    - (a) State the coordinates of  $P'Q'R'S'$
    - (b) Find the projection of PQRS on the line  $y = -x$  in the direction  $y = x$  (let the image points of PQRS be  $P''Q''R''S''$ )

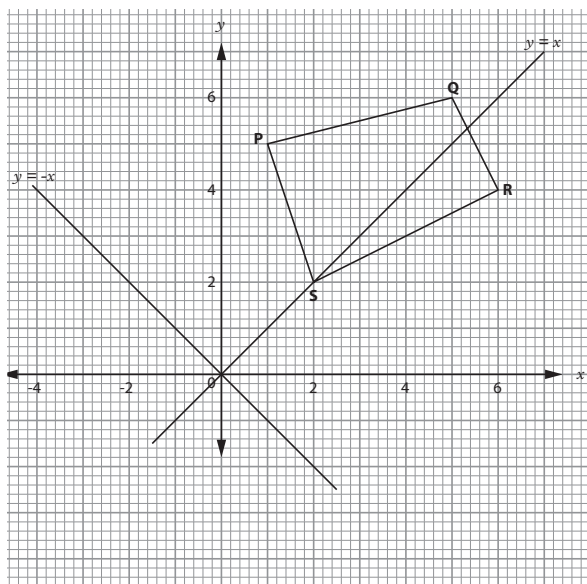


Fig 8.32

**Unit summary**

1. Parallel **projection** is projection in which the projection rays (lines) through the object are parallel to one another.
2. Properties of parallel projection
  - (i) The image of the midpoint of an object is the midpoint of the image
  - (ii) The ratios of image to corresponding object lengths is constant  
For example

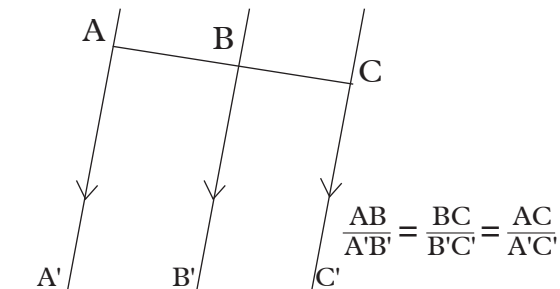


Fig. 8.33

- (ii) A point on the line or plane of projection is mapped onto itself by a parallel projection
- (iv) All the points on the object that is line segment parallel to the projection rays are mapped onto one image point.

3. **Orthogonal projection** is a special parallel projection in which the projection rays (lines) through the object are parallel to one another and perpendicular to the line or plane of projection.
4. Orthogonal projection has all the properties of parallel projection.

**Unit 8 test**

1. Given that line AB = 8 cm and it makes an angle of 45° to line L as shown in Fig. 8.34.

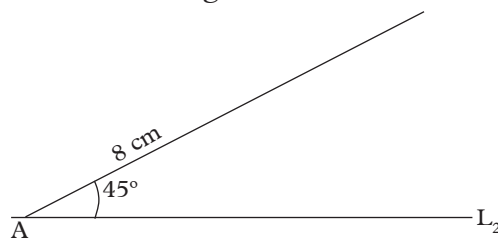


Fig. 8.34

By construction, find the length of orthogonal projection of line AB on line L.

2. a) Draw horizontal line AB = 8 cm and AC = 5 cm with AC intersecting AB at 30°.
- (b) Draw a diagram showing orthogonal projection of point C onto line AB.
- (c) Measure the length C to C'.

3. Draw the image showing the orthogonal projection of line segment PQ onto the line AB as shown in the figure 8.35.

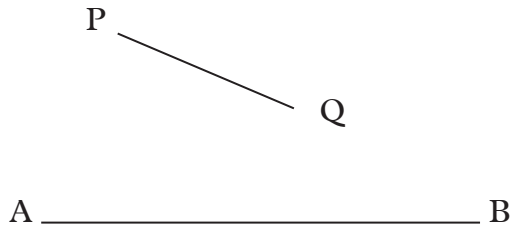


Fig 8.35

4. A student moved from point A, 6 m due east to B and changed the direction 8 m due north to point C as shown in Fig. 8.36.

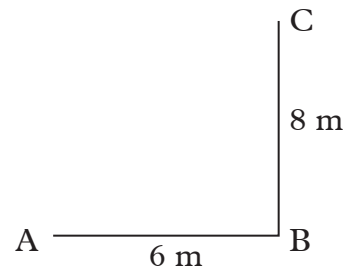


Fig 8.36

- (a) Using a ruler construct accurately the diagram showing the course.
- (b) Draw line AC.
- (c) Find the length of the line AC.
- (d) Locate the midpoint D of AC.
- (e) Project point D orthogonally to AB.
- (f) If the image of point D is formed on point E along AB, find the ratio of length DE:AB.

## 9

## ISOMETRIES

## Key unit competence

By the end of this unit, I will be able to transform shapes using congruence (central symmetry, reflection, translation and rotation).

## Unit outline

- Definition of isometries i.e. central symmetry, reflection, translation and rotation.
- Construction of an image of an object/geometric shapes under isometries.
- Properties and effects of isometries
- Composite transformations up to three isometries.

## 9.1 Introduction to isometries

## Activity 9.1

1. Use a dictionary or internet to find the meaning of the following terms:
  - (i) Transformation
  - (ii) Isometry
2. Compare and discuss your findings with those of other members of your class.

Using most geometrical shapes, we can transform a shape into a different shape or size or change position or direction etc. A figure or shape which has been altered in one way or the other is said to be transformed. The procedure or process of alteration is called a **transformation**.

An **isometry** is that transformation that does not affect the size, the shape or area of the object being transformed.

The shape that is being transformed is called the **object** and the transformed figure, the **image**.

Referring to the object, the image and the transformation, we can say that an isometry maps the object onto the image. Some examples of common isometry are **translation, reflection, rotation, and central symmetry**.

In this chapter, we will deal with reflection, central symmetry, translation and rotation.

## 9.2 Central symmetry

## 9.2.1 Definition of central symmetry

## Activity 9.2

1. Copy figure 9.1, ABCDE in your note book and label the figure clearly as shown below.

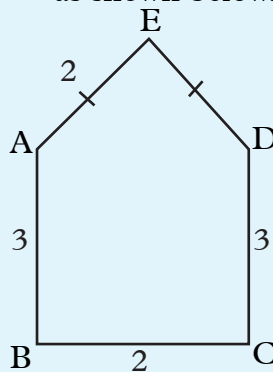


Fig 9.1

2. Join point A to O. Extend line AO to A' such that  $AO = OA'$
3. Similarly join BO and extend it to B' such that  $BO = OB'$
4. Repeat procedure 1 for points C, D and E in order to locate points C', D' and E', the images of C, D and E respectively.

O  
•

5. Join the points A'B'C'D'E' in that order to obtain a closed shape.
6. Describe figure A'B'C'D'E' formed in relation to figure ABCDE.
7. How do the sizes, areas and shapes of ABCDE and A'B'C'D'E' compare?

From the activity 9.2,

- Figure ABCDE is identical to figure A'B'C'D'E'.
- Figure A'B'C'D'E' is an inverted version of ABCDE.
- The two figures have same shape, same size and therefore same area.
- Activity 9.2 gives an example of central symmetry.
- Point O is the centre of the central symmetry.

**Central symmetry** is a transformation under which the image is inverted upside down about a point called the centre. The object and the image are equidistant from the centre, and the corresponding points lie on opposite sides of the centre.

### 9.2.2. Properties of central symmetry

1. An object and its image have same shape and size.
2. A point on the object and a corresponding point on the image are equidistant from the centre.
3. The image of the object is inverted.
4. Central symmetry is fully defined if the object and the centre are known.

#### Example 9.1

Triangle ABC has vertices at A(2, 1), B(2, -4) and C(5, -4).

Find the image of  $\triangle ABC$  under the central symmetry with centre  $O(0, 0)$ . State the coordinates of the image

#### Solution

Let the image be  $A'B'C'$

Fig 9.2 shows the object and its image.

On graph paper plot the points A(2, 1), B(2, -4), C(5, -4) and mark the origin  $O(0, 0)$ .

Join the points A, B, C to form triangle ABC.

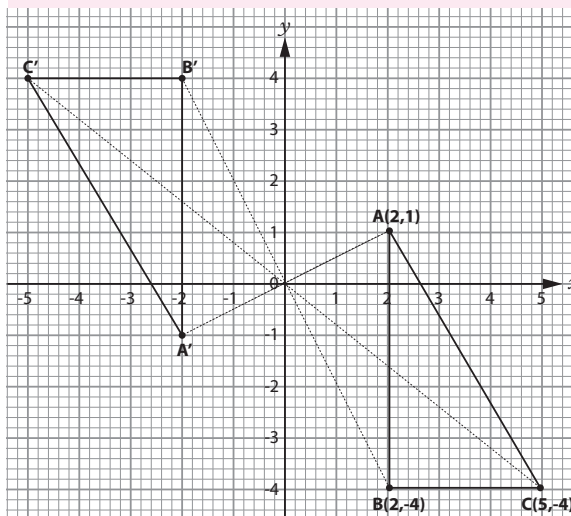


Fig. 9.2

Join A to O and extend line to A' so that  $OA' = OA$  and mark point A'.

Join B to O and extend line to B' so that  $OB' = OB$  and point B'.

Similarly locate point C' so that  $OC' = OC$ .

The coordinates of the image  $\Delta$  are:  $A'(-2, -1)$ ,  $B'(-2, 4)$ ,  $C'(-5, 4)$

#### Exercise 9.1

1. Given that points A(4, 0), B(0, 3) and C(4, 3) are vertices of a triangle. Draw the triangle on a graph paper. Label this triangle clearly.



Construct the image of  $\triangle ABC$  under central symmetry, centre  $(0, 0)$ .

2. Fig 9.3 below shows a triangle ABC and its image  $A'B'C'$  under a certain transformation.

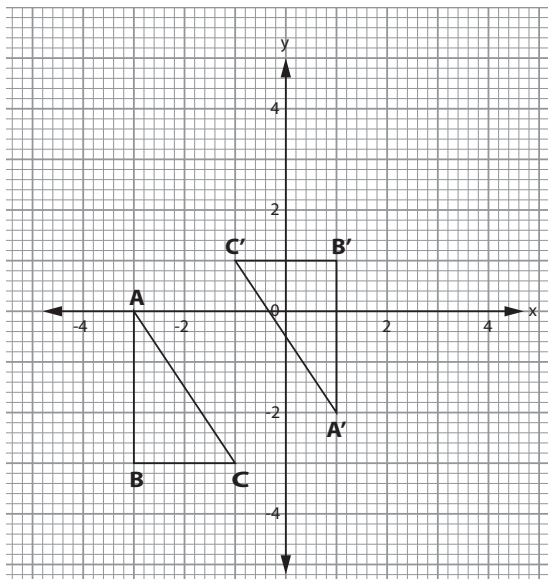


Fig. 9.3

Identify the transformation and describe it fully.

3. Fig 9.4 below shows the image of figure ABCD under a central symmetry centre P.

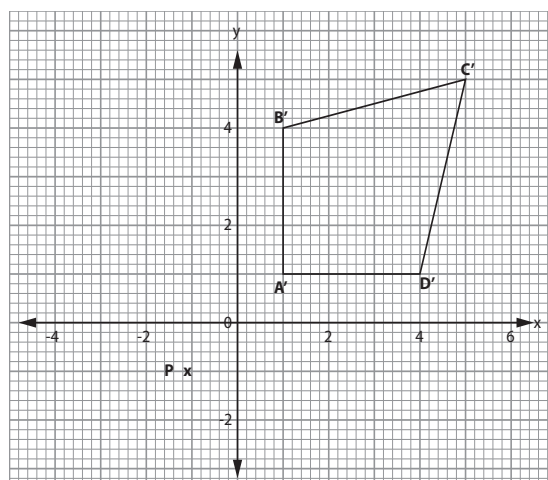


Fig. 9.4

- a) Copy the figure in your graph book and label it clearly.
  - b) Accurately locate the object figure ABCD.
  - c) State the coordinates of A, B, C and D.
4. Trace figure 9.5 below. Given that it represents an object and its image under a central symmetry, locate the centre of the transformations and label it O.

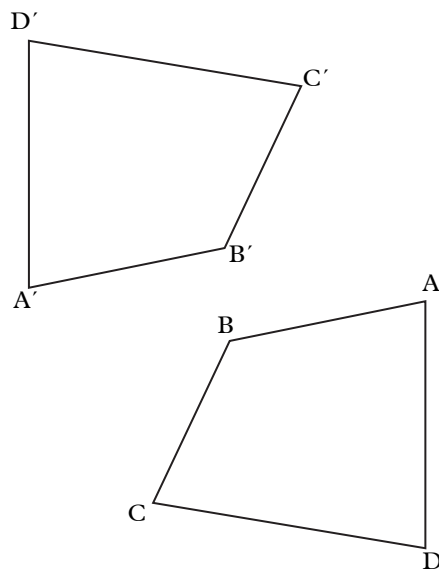


Fig. 9.5

Use your construction to estimate the following:

- a) Lengths  $OA$ ,  $OA'$ ,  $OB$ ,  $OB'$ ,  $OC$ ,  $OC'$ ,  $OD$ , and  $OD'$
  - b) Angles between
    - (i)  $OA$  and  $OA'$
    - (ii)  $OB$  and  $OB'$
    - (iii)  $OC$  and  $OC'$
5.  $\triangle ABC$  has vertices at  $A(1, 2)$ ,  $B(-2, 3)$  and  $C(-1, 5)$  the image of  $\triangle ABC$  under central symmetry has vertices at  $A'(3, 2)$ ,  $B'(6, 1)$  and  $C'(6, -1)$ . Using graph paper and a suitable scale, plot the points  $A$ ,  $B$ ,  $C$ ,  $A'$ ,  $B'$  and  $C'$

Join the appropriate points to show the distinct  $\Delta$ s ABC and A'B'C. Use geometric construction to locate the centre, D, of the central symmetry. State the coordinates of D.

6. a) Given that P'Q'R'S' is the image of PQRS under a central symmetry, and that P'(1, 1) Q'(6, 1) R'(5, 4) S'(2, 3) draw figure P'Q'R'S' on a graph paper. If the centre of central symmetry is C(4, -1), find the coordinates of P,Q,R,S.
- b) If P''Q''R''S'' is the image of P'Q'R'S' under a central symmetry, find the coordinates of the centre given that P''(-3, -5), Q''(-8, -5) R''(-7, -8) S''(-4, -7)

### 9.3 Reflection

#### 9.3.1 Definition to reflection

We have already seen that the two parts of a shape on opposite sides of a line of symmetry, are mirror images of each other.

#### Activity 9.3

Look at yourself in a mirror. Do you see yourself as others see you?

In what ways does your image differ from yourself?

Answer the following questions.

- If you raise your right arm, which arm appears to be raised in your image?
- Which is taller, you or your image?
- If you stand 3 m in front of the mirror, where does your image appear to be in relation to the mirror?
- If you walk towards the mirror, what happens to your image?
  - Now consider figure 9.9 which shows Peter standing in front of a

vertical mirror denoted by xy and his image on the other side of the mirror line.

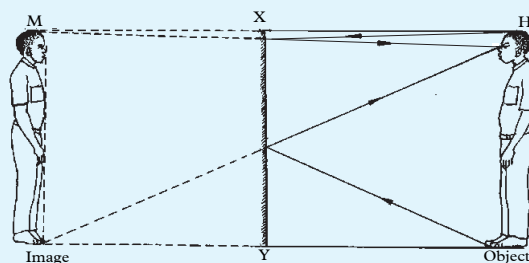


Fig. 9.6

- Draw a line joining the tip (N) of Peter's nose to the tip (N') of Peter's image.
- Let the line NN' meet the mirror line at a point O. Measure the distance NO, ON' giving your answer to the nearest mm. What do you notice?
- Using a protractor, measure all the angles formed at point O. What do you notice?

From activity 9.3 you should have noticed the following

- You and your image
  - Are identical
  - Face opposite directions.
  - Stand same distance away from the mirror.
  - If you walk towards the mirror your image walks towards you.
- For Peter and his image
  - $NO' = NO'$
  - All the angles of point O are equal i.e. each of the angles at O is  $90^\circ$

Activity 9.3 above helps us to drive the properties of reflection as a transformation. Under reflection, the mirror is represented by a line called the **mirror line**.

### 9.3.2 Properties of reflection

The following are some of the properties of reflection as a transformation:

1. An object and its image have the **same shape and size**.
2. A point on the object and a corresponding point on the image are **equidistant** from the mirror line.
3. The image is **laterally inverted**, i.e. the object's left-hand side becomes the image's right-hand side and vice versa. Object and image face opposite directions. They are oppositely congruent.
4. The line joining a point and its image is **perpendicular** to the mirror line.
5. A point on the mirror line is an image of itself. Such a point is said to be **invariant** since its position does not change.
6. A reflection is fully defined if an object point and its image are known or one point and the mirror line is given.

**Note:** We think of a mirror as two-sided so that if object point B is on the same side as the image A', then its image B' is on the same side as the object A (Fig. 9.7).

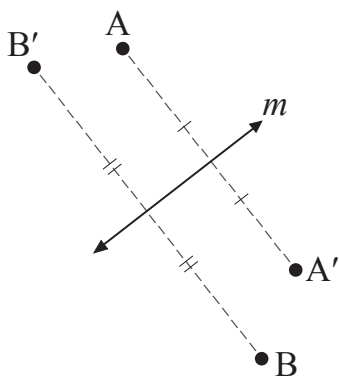


Fig. 9.7

### Example 9.2

Draw the image of triangle  $PQR$  (Fig. 9.8) under reflection in the mirror line  $m$ .

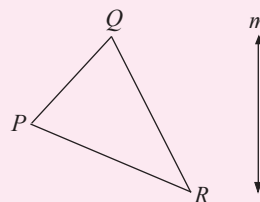


Fig. 9.8

### Solution

- (i) To obtain the image of point  $P$ , use a pair of compasses and a ruler to draw a perpendicular from  $P$  to the mirror line and produce it (Fig. 9.9).
- (ii) Mark off  $P'$ , the image of  $P$ , equidistant from the mirror line as  $P$ .
- (iii) Similarly, obtain  $Q'$  and  $R'$ , the images of  $Q$  and  $R$  respectively in the same way.
- (iv) Join  $P'$ ,  $Q'$  and  $R'$  to obtain the image of  $\triangle PQR$ .

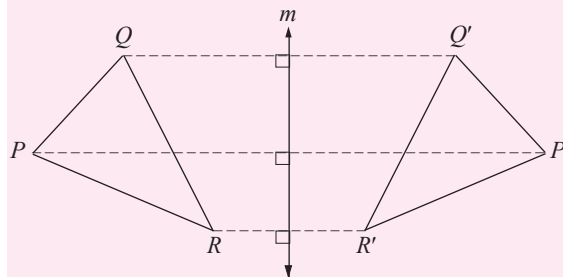


Fig. 9.9

- (v)  $\triangle P'Q'R'$  is the image of  $\triangle PQR$ .

### Exercise 9.2

1. Trace each of the drawings in Fig. 9.10 below and construct their images under reflection in the indicated mirror line  $m$ .

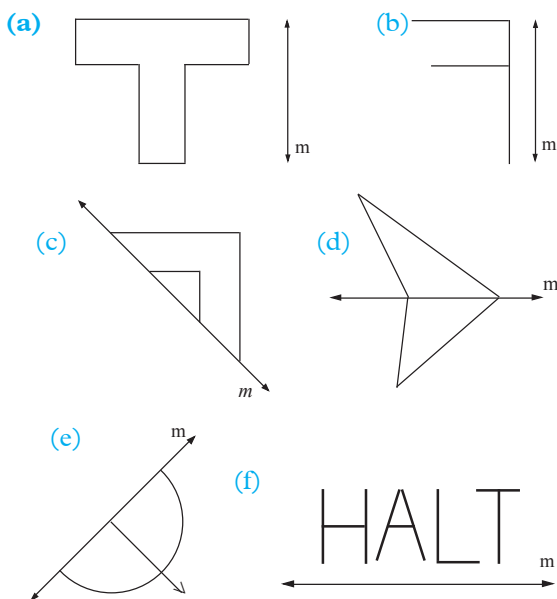


Fig. 9.10

2. Fig 9.11 shows objects and their images under reflection. Trace each of the drawings and construct the mirror line in each case.

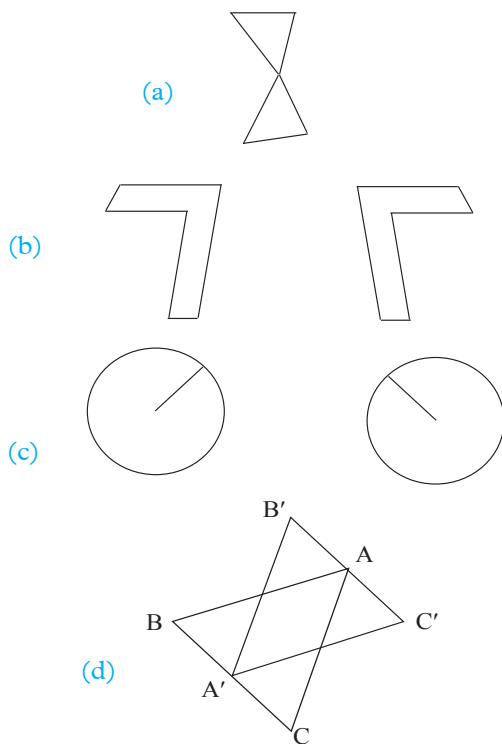


Fig. 9.11

### 9.3.3 Reflection on the Cartesian plane

Reflection in the mirror lines  $x$ -axis ( $y = 0$ ) and  $y$ -axis ( $x = 0$ )

#### Activity 9.4

- Consider a triangle of sides with the coordinates  $A(1, 4)$ ,  $B(3, 5)$  and  $C(4, 12)$ .
- In the cartesian plane provided, plot the points  $A, B, C$  and join the points.
- Identify the  $x$  and  $y$  axes and reflect the triangle along these axes.
- What do you notice about the shape and the distance of the image to the object from the line of reflection?
- Discuss with the whole class

#### Discussion

$x$  and  $y$  - axes are lines  $y=0$  and  $x=0$  respectively. Reflection along these axes takes the object's image to the opposite side of the axis with both the object and image distances from the axis equal.

The image remains the same as the object.

#### Example 9.3

$A(2, 4)$ ,  $B(6, 4)$  and  $C(7, 2)$  are the vertices of a triangle. Find the image of the triangle under reflection in the line (i)  $x$ -axis, (ii)  $y$ -axis, labelling them as  $A'B'C'$  and  $A''B''C''$  respectively.

#### Solution

Fig. 9.12 shows  $\triangle ABC$  and its images.

- $x$ -axis is the line  $y = 0$  while  $y$ -axis is the line  $x = 0$ .
- To construct the images, a perpendicular line is dropped to these lines  $y = 0$  and  $x = 0$  respectively.

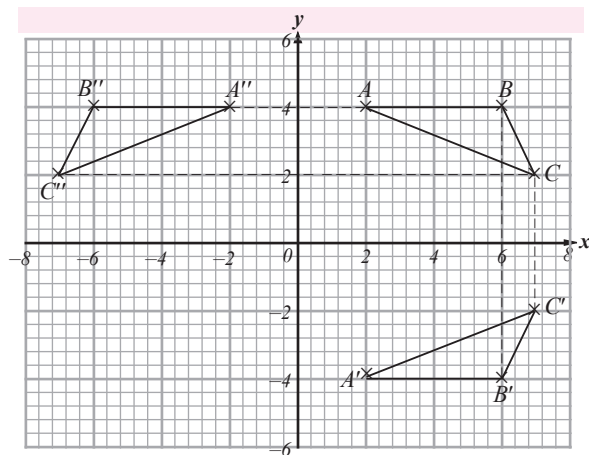


Fig. 9.12

From example 9.3 above, how are the  $x$ -coordinates and  $y$ -coordinates of an object point and its image related?

How are the  $y$ -coordinates related?

From the example, you should be able to notice that:

#### Reflection in the mirror line:

1.  $x$ -axis ( $y = 0$ ) maps a point  $P(a, b)$  onto  $P'(a, -b)$ .
2.  $y$ -axis ( $x = 0$ ) maps a point  $P(a, b)$  onto  $P'(-a, b)$ .

#### 9.3.2.1 Reflection in the mirror lines

$$x = k \text{ and } y = k$$

#### Example 9.4

Find the images of  $\triangle ABC$  with vertices  $A(-1, -2)$ ,  $B(1, 5)$  and  $C(2, 3)$  under reflection in the mirror lines (i)  $x = -1$ , and (ii)  $y = 1$ , labelling them as  $\triangle A'B'C'$  and  $\triangle A''B''C''$  respectively.

#### Solution

First, you need to identify the lines  $x = -1$  and  $y = 1$  on the Cartesian plane.

Then we obtain the image by first reflecting it on the line  $x = -1$  followed by a reflection on  $y = 1$ .

$\triangle ABC$  and its images are shown in Fig. 9.13.

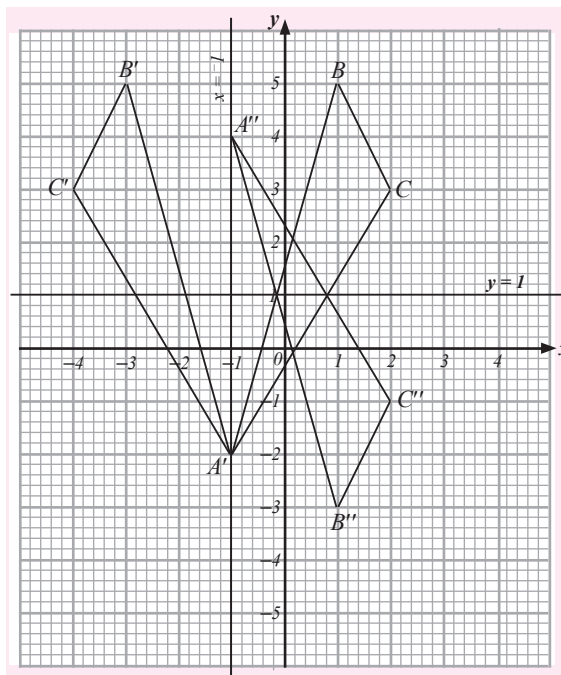


Fig. 9.13

What do you notice about the relationship between the  $x$ -coordinates and  $y$ -coordinates of an object point and its image from example 9.3 above?

You should notice that:

#### Reflection in the mirror line

1.  $x = k$  maps a point  $P(a, b)$  onto  $P'(2k - a, b)$ .
2.  $y = k$  maps a point  $P(a, b)$  onto  $P'(a, 2k - b)$ .

#### 9.3.2.2 Reflection in the mirror lines

$$y = x \text{ and } y = -x$$

#### Example 9.5

$A(-1, 2)$ ,  $B(1, 5)$  and  $C(3, 4)$  are the vertices of a triangle. Find the images of the triangle when it is reflected in the mirror lines (i)  $y = x$ , and (ii)  $y = -x$ , labelling them as  $A'B'C'$  and  $A''B''C''$  respectively.

#### Solution

Fig. 9.14 shows  $\triangle ABC$  and its images.

The same method of constructing the image is applied here where the two lines  $y = -x$

and  $y = x$  are first identified on the plane then a perpendicular is constructed.

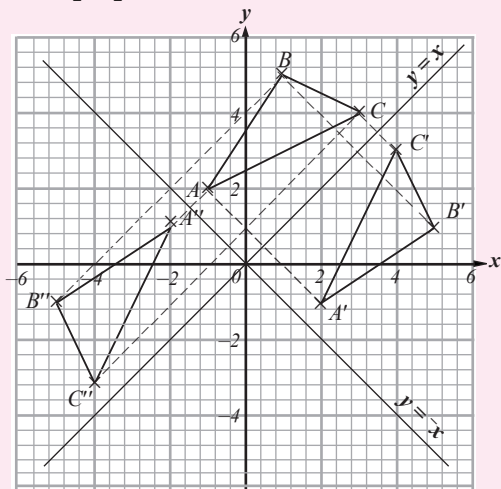


Fig. 9.14

For example 9.5 above, how are the  $x$ -coordinates and  $y$ -co-ordinates of an object point and its image related?

You should notice that:

**Reflection in the mirror line**

1.  $y = x$  maps a point  $P(a, b)$  onto  $P'(b, a)$ .
2.  $y = -x$  maps a point  $P(a, b)$  onto  $P'(-b, -a)$ .

**Example 9.6**

The vertices of a quadrilateral are  $A(2, 0.5), B(2, 2), C(4, 3.5)$  and  $D(3.5, -1)$ . Find the image of the quadrilateral under reflection in line  $y = 0$  then reflect the image in the line  $y = -x$ .

**Solution**

We first obtain the image under reflection in line  $y = 0$ . Then we reflect this image in line  $y = -x$ .

This is shown in Fig. 9.15 In the figure,  $A'B'C'D'$  is the reflection of  $ABCD$  in line  $y = 0$ .  $A''B''C''D''$  is the reflection of  $A'B'C'D'$  in line  $y = -x$ .

Thus the required image vertices are:

$A''(0.5, -2), B''(2, -2), C''(3.5, -4)$  and  $D''(1, 3.5)$ .

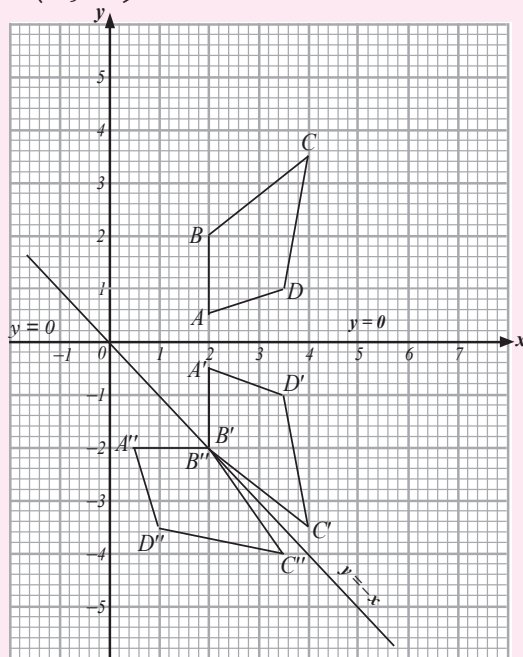


Fig. 9.15

**Exercise 9.3**

1. A quadrilateral has vertices  $P(4, 2), Q(7, 3), R(6, 2)$  and  $S(4, 0)$ . Draw, on the same axes, the quadrilateral and its images under reflection in
  - (a) the  $x$ -axis,
  - (b) the line  $y = x$ ,
  - (c) the  $y$ -axis,
  - (d) the line  $y = -x$ ,
 labelling the images as  $P'Q'R'S'$ ,  $P''Q''R''S''$ ,  $P'''Q'''R'''S'''$  and  $P''''Q''''R''''S''''$  respectively. State the coordinates of each image point.
2. The vertices of a triangle are  $A(-4, 6), B(-3, 2)$  and  $C(-7, 1)$ . Find the final image of the triangle under
  - (a) (i) Reflection in line  $y = 0$
  - (ii) Reflection of the image in (i) In line  $y = x$ .
  - (b) (i) Reflection in line  $y = -x$

- (ii) Reflection of the image in
    - (i) In line  $x = 0$ .
  - (c) (i) Reflection in line  $y = x$
  - (ii) Reflection of the image in (i) In line  $y = 1$ .
  - (d) (i) Reflection in line  $x = 1.5$
  - (ii) Reflection of the image in (i) In the same line.
3. Under reflection, which properties of an object are invariant?
4.  $\triangle PQR$  has vertices P (2, 1), Q (4, 3) and R (3, 5) and those of  $\triangle P'Q'R'$  are P' (2, -1), Q' (4, -3) and R' (3, -5). On the same axes, draw the two triangles. Describe the transformation that maps  $\triangle PQR$  onto  $\triangle P'Q'R'$ .

## 9.4 Rotation

### 9.4.1 Introduction to rotation

Rotation is another example of an isometric transformation.

#### Activity 9.5

Draw a triangle OAB, as shown in Fig. 9.16. Trace the triangle using tracing paper. Name the vertices of the tracing O', A' and B' to correspond with O, A and B.

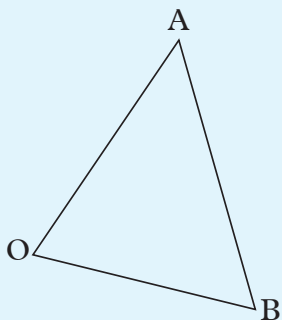


Fig. 9.16

Place the tracing exactly on top of the original figure. Put a pin through O and O'. Keeping the lower sheet still, rotate the tracing anti-clockwise about O through an angle of approximately  $90^\circ$ . Answer the following questions.

- (a) Through what angle has each of lines OA and OB turned?
- (b) Which is longer, AB or A'B'; or they are of the same length?
- (c) Have any points remained in the same position? If so, which ones?
- (d) Are the angles of the image the same as the corresponding angles of the object triangle?

Put the tracing back exactly on top of the original triangle. Rotate the tracing clockwise about O through  $90^\circ$ . Answer the above questions now. Do you get the same result as before?

The point about which a figure is rotated is called the **centre of rotation** and the angle through which the figure is rotated is called the **angle of rotation**.

### 9.4.2 Direction of rotation

#### Activity 9.6

- Using the same figure and tracing as in Activity 9.5, arrange the tracing to coincide with the original triangle again.
- Rotate the tracing about O through  $60^\circ$ . How do you know when to stop rotating the tracing?
- You may do this by first marking the final position of OA on the lower sheet before putting the tracing on top. Fig 9.17 shows the lower sheet with the image position of OA drawn as broken line OA'. OA' is called a **guide line**.
- Arrange the tracing to coincide with the original triangle.
- Rotate the tracing about O until OA', on the tracing, comes on top of the guide line.

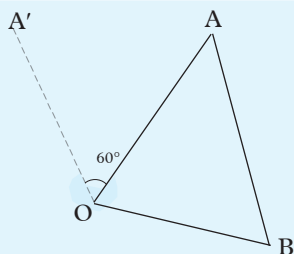


Fig. 9.17

- Is  $OB$  turned the same angle as  $OA$ ? Measure to check your answer.
- Is any point remained fixed in this rotation?
- What is the angle between  $AB$  and  $A'B'$ ? (Extend the line segments if necessary).

The direction of rotation is important! An **anticlockwise** turn is referred to as **positive turn** while a **clockwise** turn is referred to as **negative turn**. Therefore, an anticlockwise turn of  $90^\circ$  is called a rotation of  $+90^\circ$  while a clockwise turn of  $90^\circ$  is called a rotation of  $-90^\circ$ .

**Note:** This convention is used throughout in mathematics, science and engineering. It is only in the measurement of bearings that the positive direction is clockwise.

### Activity 9.7

- Draw another triangle as in Activity 9.6 and label its vertices  $A$ ,  $B$  and  $C$ .
- Mark on the lower sheet a point  $O$ , which is not on the triangle.
- Rotate the tracing about  $O$  through an angle of  $-90^\circ$ . How do you do this?
- You may do this by using guide lines.
- In Fig. 9.18,  $OD$  has been drawn. This will be rotated to the position  $OD'$ .

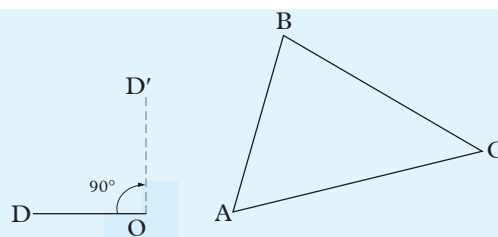


Fig. 9.18

- On your lower sheet, mark the guide lines  $OD$  and  $OD'$ .
- Place the tracing back on the figure and trace  $OD$ .
- Now rotate the tracing through  $-90^\circ$  about  $O$ .
- How do you know when to stop rotating the tracing?
- What size is the angle between a line and its image in this rotation? (Extend the line segments, if necessary, to answer this).
- What conclusion can you draw?
- Which is longer,  $OA$  or its image  $OA'$ ? What about  $OB$  and  $OB'$ ,  $OC$  and  $OC'$ ?
- Instead of rotating through  $-90^\circ$ , through what angle would you have to rotate the tracing in positive direction to get into the same position?
- We say that a rotation of  $270^\circ$  has the same effect as one of  $-90^\circ$ .
- What positive rotation has the same effect as one of  $-150^\circ$ ?
- What negative rotation is equivalent to a rotation of  $320^\circ$ ?

### 9.4.3 Properties of rotation

From Activities 9.5 to 9.7, you should have noticed that rotation has the following properties:



1. All points on the object turn through the same angle in the same direction.
2. The angle between a line and its image equals the angle of rotation.
3. Each point and its image are the same distance from the centre of rotation.
4. The centre of rotation is **invariant** i.e. it does not change its position.
5. The object figure and its image are identical i.e. directly congruent.
6. A rotation is fully defined when the centre and direction angle of rotation are specified.
7. A positive rotation through an angle  $\theta$  is the same as a negative rotation through an angle of  $(360^\circ - \theta)$  about the same centre.
8. Rotation preserves shape and size.
9. By convention, a clockwise rotation is negative and anticlockwise rotation is positive.

#### 9.4.4 Rotation and congruence

##### Activity 9.8

Refer back to Activities 9.5 to 9.7 you did before.

Looking at the object and the image. What can you say about;

- (a) the sizes of corresponding angles?
- (b) the lengths of corresponding sides?
- (c) the orientation (i.e. the direction in which they face)?

Under rotation, an object and its image are **directly congruent**.

#### 9.4.5 Locating an image given the object, centre and angle of rotation

##### Activity 9.9

- Copy triangle ABC in your exercise book.

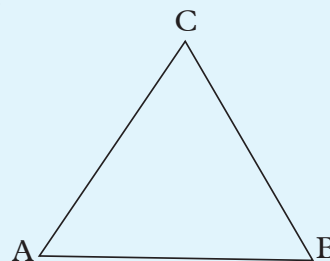


Fig. 9.19

- Identify point M, the midpoint of line segment AB and join it to point C.
- Identify point N, the midpoint of line segment AC and join it to point B.
- Let CM and BN meet at a point O.
- Using point O as the centre and  $180^\circ$  as the angle of rotation, draw the image of  $\Delta ABC$  under the rotation. Label the image as  $\Delta A'B'C'$ .
- Describe the congruency of the two triangles.

This activity helps you to find the image of a given figure provided the centre and angle of rotation are known.

In this case, O is the centre of rotation and  $180^\circ$  is the angle of rotation.

##### Example 9.7

Fig. 9.20 shows a triangle PQR in which  $PQ = 3$  cm,  $QR = 4$  cm and  $PR = 5$  cm.

Copy the figure and locate  $\Delta P'Q'R'$ , the image of  $\Delta PQR$ , under a rotation of  $65^\circ$  about point O.

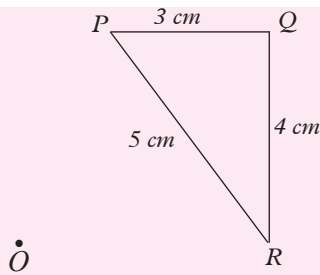


Fig. 9.20

**Solution**

To locate  $\Delta P'Q'R'$ , proceed as follows:

- (a) Join P to O. With OP as the initial line, measure an angle of  $65^\circ$  anticlockwise at O and draw a construction line OA. (Fig. 9.21).
- (b) To obtain  $P'$  on OA, measure  $OP' = OP$ . Mark the point  $P'$ .
- (c) Repeat step (a) for Q and R to obtain construction lines OB and OC respectively. Measure  $OQ' = OQ$  and  $OR' = OR$  on OB and OC to obtain points  $Q'$  and  $R'$ .
- (d) Join  $P', Q', R'$  to obtain  $\Delta P'Q'R'$ .

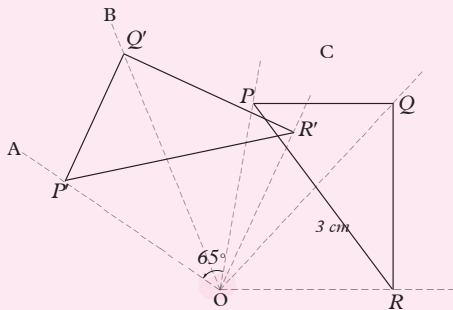


Fig. 9.21

**9.4.6 Finding the centre and angle of rotation**

**Activity 9.10**

- Trace or copy Fig. 9.22 below in your exercise book.

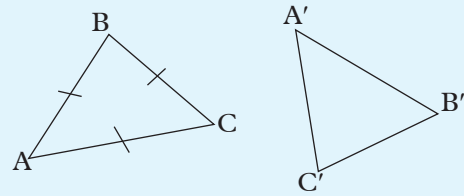


Fig. 9.22

- To join P to  $B'$ , C to  $C'$  correct the OA and OA' include O'
- Construct perpendicular bisectors of  $BB'$  and  $CC'$  to meet at point O.
- Join (i) OA and OA', (ii) OB and OB' and (iii) OC and OC'. What do you say about the lengths of the pairs of line segments?
- Measure angles (i)  $\angle AOA'$  (ii)  $\angle BOB'$  (iii)  $\angle COC'$  and comment about your answer.
- Describe the significance of the point O with reference to the triangles ABC and  $A'B'C'$ .
- Describe the meaning of the size of the angles;  $\angle AOA'$ ,  $\angle BOB'$  and  $\angle COC'$

**Note**

A rotation is fully defined if both the object and the image are known.

Under rotation, every point of an object moves along an arc of a circle whose centre is the centre of rotation. Thus, if a point A is mapped onto a point  $A'$  by a rotation about a point O, then  $AA'$  is a chord of the circle centre O, through A and  $A'$  (Fig. 9.23).

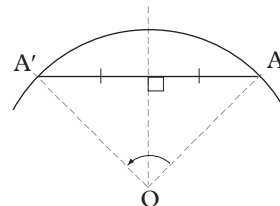


Fig. 9.23

The perpendicular bisector (mediator) of a chord of a circle passes through the centre of the circle.

Thus, the perpendicular bisector (mediator) of  $AA'$  passes through the centre of rotation  $O$ .

We use this fact in locating the centre of rotation.

**Example 9.8**

In Fig. 9.24,  $\Delta A'B'C'$  is the image of  $\Delta ABC$  after a rotation. Copy the figure and locate the centre of rotation. Determine the centre and angle of rotation.

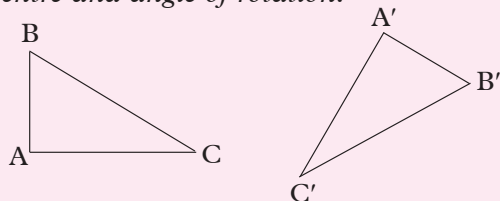


Fig. 9.24

**Solution**

To locate the centre of rotation, proceed as follows:

- (a) Join  $A$  to  $A'$  and construct the mediator of  $AA'$  (Fig 9.25).
- (b) Join  $B$  to  $B'$  and construct the mediator of  $BB'$ .
- (c) Produce the mediators in steps (a) and (b) so that they intersect at point  $O$ .
- (d) Construct the mediator of  $CC'$ . This mediator also pass through  $O$ .

Using the method of Activities 9.9 to 9.11, check that  $O$  is actually the centre of rotation.

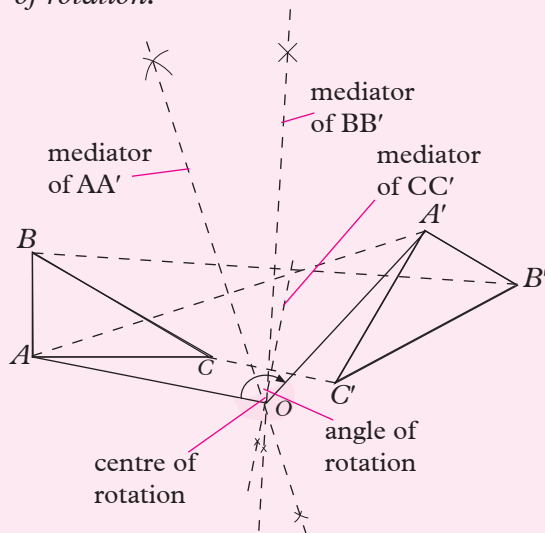


Fig. 9.25

To find the angle of rotation, join any one of the points  $A, B$  or  $C$  to the centre of rotation  $O$ . Also join the corresponding image point to  $O$ . Measure the angle thus formed.

The angle of rotation is  $-120^\circ$ .

To find the centre of rotation, we draw the **mediators** of the line segments formed by joining object points to their corresponding image points. As all the mediators pass through the centre of rotation, it is sufficient to find the **intersection of any two mediators**.

To find the angle of rotation, we join a pair of corresponding points to the centre of rotation, then measure the angle formed at the centre and specify the direction of the rotation.

**Exercise 9.4**

- 1. The drawing in Fig. 9.26 has a rotational symmetry of order 2.

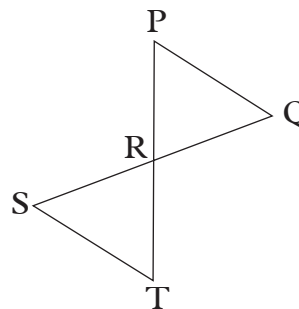


Fig. 9.26

- (a) What point is the centre of rotational symmetry?
  - (b) Which lines are parallel?
  - (c) What is the image of point  $S$ ?
  - (d) If the points  $P, Q, T,$  and  $S$  are joined, what kind of quadrilateral is formed?
  - (e) If  $PT = 9$  cm, what is the length of  $RT$ ?
  - (f) If  $\angle RST = 48^\circ$ , what other angle is  $48^\circ$ ?
- 2.  $PQ$  is a chord of a circle centre  $O$

(Fig. 9.27). The circle is rotated about  $O$  so that  $P'Q'$  is the image of  $PQ$ .

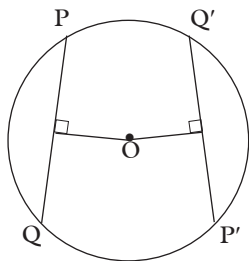


Fig. 9.27

- (a) What can you say about the length of  $PQ$  and  $P'Q'$ ?
- (b) What is the perpendicular distance of  $P'Q'$  from  $O$ , given that  $PQ$  is a perpendicular distance  $x$  from  $O$ ?
- (c) Copy and complete the following statement:  
Equal chords of a circle are the same \_\_\_\_\_ from the centre of the circle.

3. Each part of Fig. 9.28 shows an object and its image after rotation.
  - (a) Trace the diagrams and find the centres of rotation.
  - (b) Find the angle of rotation in each case giving your answer both as a positive and a negative angle.

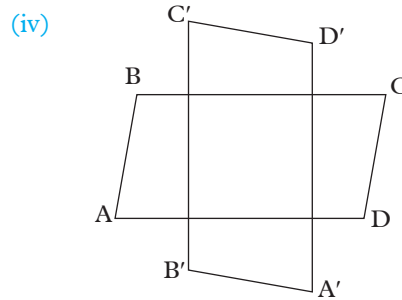
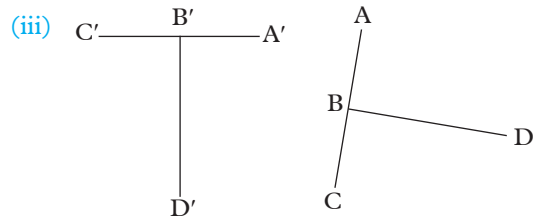
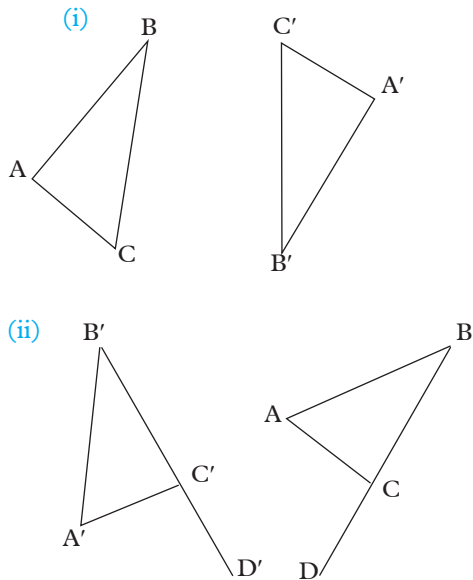


Fig. 9.28

### 9.4.7 Rotation in the cartesian plane

#### Activity 9.11

Consider Fig. 9.29 on the cartesian plane, showing a triangle  $ABC$  and its images after rotations with different angles of rotation.

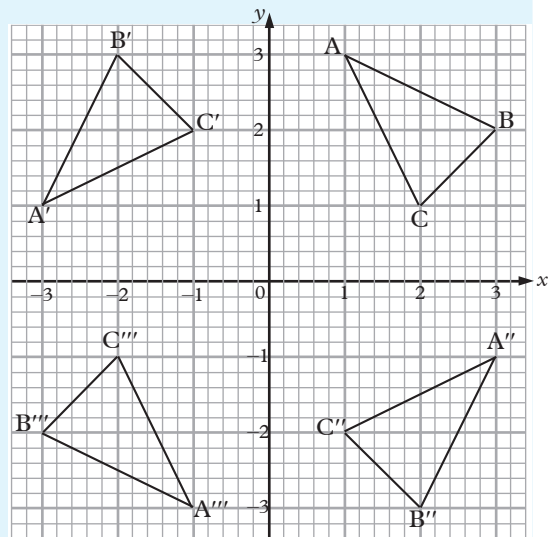


Fig. 9.29

- With  $\triangle ABC$  as the object and  $\triangle A'B'C'$  as the image:
  - What is the centre of rotation?
  - What is the angle of rotation?
  - Copy and complete Table 9.1.

Centre of rotation (... , ...); Angle of rotation is ...			
Object point	A(1, 3)		C(2, 1) P(a, b)
Image point		B'(-2,3)	

Table 9.1

- With  $\triangle ABC$  as the object and  $\triangle A''B''C''$  as the image:
  - What is the centre of rotation?
  - What is the angle of rotation?
  - Copy and complete Table 9.2

Centre of rotation (... ,...); Angle of rotation is ...			
Object point	A(1, 3)	B(3, 2)	P(a, b)
Image point			C(1, -2)

Table 9.2

- With  $\triangle ABC$  as the object and  $\triangle A'''B'''C'''$  as the image;
  - What is the centre of rotation?
  - What is the angle of rotation?
  - Copy and complete Table 9.3.

Centre of rotation (... , ...); Angle of rotation is ...			
Object point	B(3, 2)	B(3, 2)	C(2, 1) P(a, b)
Image point	A'''(-1, -3)		

Table 9.3

From activity 9.11 you should have noticed that:

**A rotation about the origin (0, 0);**

- through  $90^\circ$  maps a point  $(a, b)$  onto the point  $(-b, a)$ .

- through  $-90^\circ$  maps a point  $(a, b)$  onto the point  $(b, -a)$ .
- through  $180^\circ$  maps a point  $(a, b)$  onto the point  $(-a, -b)$ .

Where do rotations of  $0^\circ$  and  $360^\circ$  about the origin map point  $(a, b)$ ?

**Activity 9.12**

Consider a quadrilateral with the vertices A(2, 5), B(4, 5), C(6, 3) and D(3, 2).

With (1, 2) as the centre of rotation, rotate quadrilateral ABCD through  $180^\circ$ .

Complete Table 9.4.

Centre of rotation (1, 2); Angle of rotation is ....				
Object point	A(2, 5)	B(5, 4)	C(6, 3)	D(3, 2) P(a, b)
Image point			C'(-4, 1)	

Table 9.4

From Activity 9.12, you should notice that a rotation of  $180^\circ$  about a point  $(1, 2)$  maps a point  $(a, b)$  onto the point  $(2 \times 1 - a, 2 \times 2 - b)$ .

A rotation of  $180^\circ$  about  $(h, k)$  maps a point  $(a, b)$  onto the point  $(2h - a, 2k - b)$ .

**Example 9.9**

ABCD is a rectangle whose vertices are A (1, 0), B (4, 0), C (4, 2) and D (1, 2). Find the co-ordinates of the image of the rectangle  $A'B'C'D'$ , of ABCD after a rotation of  $-90^\circ$  about (0, 0).

**Solution**

On a graph paper or a squared paper, draw rectangle  $ABCD$ . Since the rotation is negative, it is in a clockwise direction, measure  $\angle AOA' = 90^\circ$  to locate  $A'$  the image of  $A$ , such that  $OA = OA'$ .

Similarly, measure  $\angle BOB' = \angle COC' = \angle DOB' = 90^\circ$  and  $BO = OB'$ ,  $OC = OC'$ ,  $OD = OD'$  to locate  $B'$ ,  $C'$  and  $D'$ , the images of  $B$ ,  $C$ , and  $D$  respectively. Fig. 9.30 below shows both the object and its image rectangle.

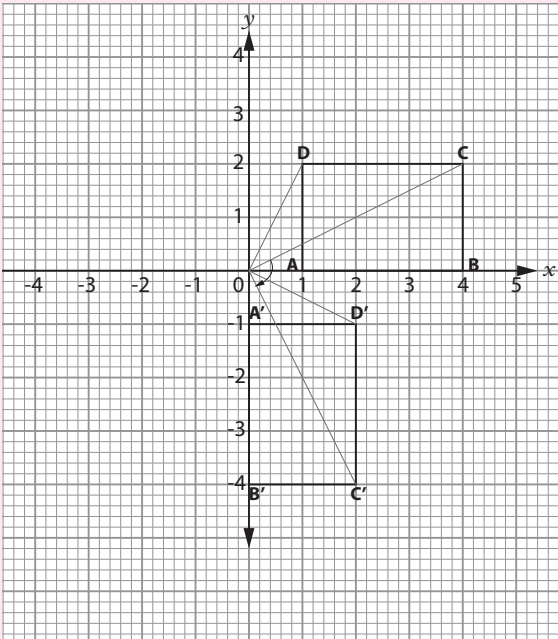


Fig 9.30

The co-ordinates of the image are:

$A'(0, -1)$ ,  $B'(0, -4)$ ,  $C'(2, -4)$  and  $D'(2, -1)$

**Example 9.10**

A triangle with vertices  $A(1, 3)$ ,  $B(2, 1)$  and  $C(3, 1)$  is mapped onto another triangle with vertices  $A'(-3, 1)$ ,  $B'(-1, 2)$  and  $C'(-1, 3)$ . Describe this transformation fully.

**Solution**

The object and its image are shown in Fig. 9.31.

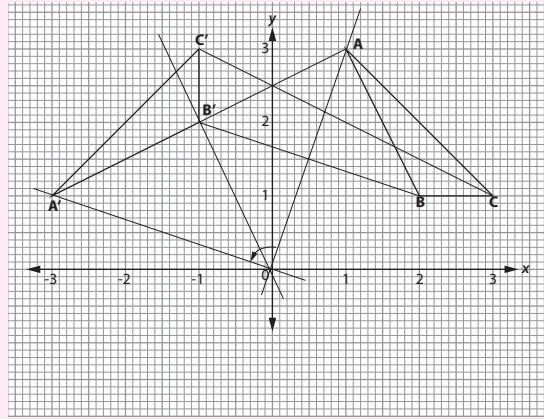


Fig 9.31

Both the object and its image are directly congruent. Since  $\triangle ABC$  cannot map onto  $\triangle A'B'C'$  by a reflection or a translation, the transformation must be a rotation.

To find the centre of rotation;

- (i) Join  $AA'$  and construct its perpendicular bisector.
- (ii) Join  $BB'$  and  $CC'$  and construct the perpendicular bisectors. The perpendicular bisectors meet at the centre of rotation referred to as point  $O$ . Hence, the centre of rotation is  $(0, 0)$  i.e. about the origin.

To find the angle of rotation;

- (i) Join  $AO$  and  $A'O$
- (ii) Measure  $\angle AOA'$ .  
 $\angle AOA' = 90^\circ$

So, a rotation about point  $O$  maps  $OA$  onto  $OA'$ . Similarly,  $OB \rightarrow OB'$  and  $OC \rightarrow OC'$ .

Since  $\angle AOA' = 90^\circ$ ,

$\therefore$  the transformation is a rotation centre  $(0, 0)$  angle  $90^\circ$ . This is a positive rotation.

**Note:** The angle of rotation can also be given as  $-270^\circ$  also written as  $270^\circ$ ; clockwise.

### Exercise 9.5

- L(4, 2), M(-1, -2) and N(3, 0) are the vertices of a triangle. Plot these points on a squared paper and with C(2, 1) as the centre, rotate LMN through an angle of  $90^\circ$ .

  - Write down the coordinates of L', M' and N'.
  - If S is the point (2, -1), what are the coordinates of S'?
  - If T is the point (3, 4), what are the coordinates of T'?
  - Without measuring, state the angle between LM and L'M'.
  - What is the path traced out by L in moving to L'?
- A(-3, 1), B(1, 1), C(1, -3), D(-3, -3) and P(-1, 3), Q(3, 3), R(3, -1), S(-1, -1) are the vertices of two squares ABCD and PQRS. Describe fully the rotation that maps:

  - ABCD onto QRSP (this means that A is mapped onto Q, B onto R, and so on).
  - ABCD onto SPQR, and
  - ABCD onto RSPQ.
- Write down the images of the following points under rotation through the given angles and about the stated centres.

  - Centre (0, 0), angle  $90^\circ$ 
    - (4, 4)
    - (3, -4)
    - (4, -7)
    - (-6, -8)
  - Centre (0, 0) angle  $-90^\circ$ 
    - (7, 1)
    - (-3, 6)
    - (4, -7)
    - (-2, -3)
  - Centre (0, 0), angle  $180^\circ$ 
    - (4, 4)
    - (-3, 2)
    - (0, -5)
    - (-3, -4)
  - Centre (3, 2) angle  $180^\circ$ 
    - (2, 3)
    - (-5, 3)
    - (4, -5)
    - (3, -1)
  - Centre (-2, -5) angle  $180^\circ$ 
    - (7, 1)
    - (-3, 6)
    - (4, -7)
    - (-2, -3)
- A negative quarter turn about the point (0, -1) maps ABC onto A'B'C' with the vertices A'(3, 1), B'(0, 5), and C'(0, 1). Find the vertices of ABC.
- A quadrilateral has vertices A(1, 3) B(2, 5) C(4, 4) and D(3, 3).

  - Find the coordinates of the image quadrilateral A'B'C'D' under reflection in the line  $y = 2$ .
  - A certain transformation maps points A', B', C' and D' onto points A''(-5, -3), B''(-7, -3), C''(-8, -2), and D''(-6, -1) respectively.  
Describe this transformation fully.
- $\Delta LMN$  has vertices L(2, 3), M(2, 5), N(6, 5). Find the coordinates of L'M' and N' under the following transformations:

  - Rotation of  $90^\circ$  about (0, 0)
  - Rotation of  $-90^\circ$  about (0, 0)
  - Rotation of  $180^\circ$  about (0, 0)
- A triangle has vertices at X(3, 5), Y(3, 2) and Z(5, 2). Describe fully the transformation that maps:

  - $\Delta XYZ$  onto  $\Delta X'Y'Z'$  whose vertices are X'(-3, -5), Y'(-3, -2) and Z'(-5, -2).
  - $\Delta X'Y'Z'$  onto  $\Delta XYZ$  given that vertices of X'Y'Z' are X'(-3, 5), Y'(-3, 2) and Z'(-5, 2).

## 9.5 Translation

### 9.5.1 Definition of translation

#### Activity 9.13

1. Copy Fig. 9.32 below on a tracing paper.

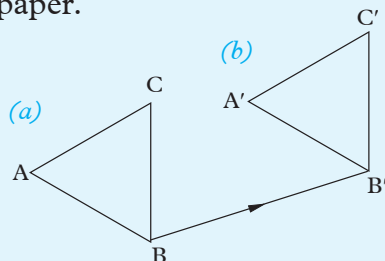


Fig. 9.32

2. Draw the line segment joining B to B' as shown in Fig. 9.37 (b).
3. Slide the tracing using line BB' as a guide line, to ensure that B moves onto B' in a straight line.
4. When B coincides with B', stop the slide. What do you notice about the positions of A and C?
5. What do you notice about the new position of  $\triangle ABC$ ? What can you say about the two triangles?

From Activity 9.13, we notice that each point on triangle ABC has moved the same distance in the same direction. The process that moves triangle ABC onto triangle A'B'C' is called a **translation**.

#### Note:

In our previous work, under properties of reflection and properties of rotation we noticed that under reflection and rotation, sides, angles and area were invariant. This is similar to the findings we have observed under translation. Thus, a translation is described using distance and direction.

#### Properties of a translation

Translation encompasses the following properties:

1. All the points on the object move the same distance.
2. All the points move in the same direction.
3. The object and the image are identical and they face the same direction. Hence, they are **directly congruent**. This means that **shape, size, angles and area are invariant**.
4. A translation is fully defined by stating the **distance and direction** that each point moves.

#### Activity 9.14

Fig. 9.33 represents three squares, the object square **S** and its two images  $S_1$  and  $S_2$  under two distinct translations.

Describe the translations that maps ABCD onto  $A_1B_1C_1D_1$  and  $A_2B_2C_2D_2$

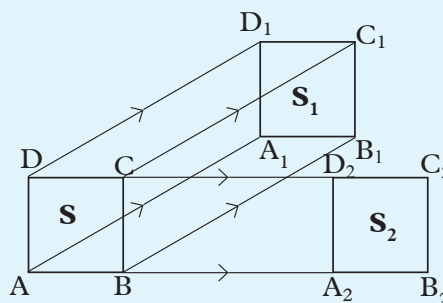


Fig. 9.33

From Activity, 9.16, you will notice that the translation that maps **A** onto  $A_1$  is defined by the distance  $|AA_1|$  and the direction  $AA_1$ . Similarly, the translation that maps A onto  $A_2$  can be defined by the distance  $|AA_2|$  and the direction  $AA_2$ . The displacement vector in any of the translations can be given by any  $BB_1, CC_1, DD_1$  or  $BB_2, CC_2, DD_2$  but the distance moved remains the same.



All the displacement vectors that describe a translation must be equal and therefore parallel, i.e.  $AA_1$ ,  $BB_1$ ,  $CC_1$ ,  $DD_2$  are equal. Similarly,  $AA_2$ ,  $BB_2$ ,  $CC_2$ ,  $DD_1$  are equal and therefore parallel.

### Exercise 9.6

1. A packaging case is pushed (without turning) a distance of 8 m, in a straight line (Fig. 9.34). The corner of the box which was originally at A ends up at B.

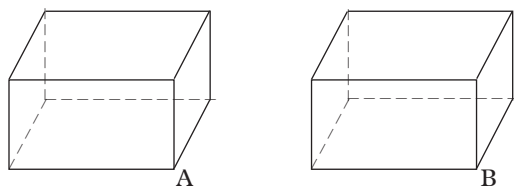


Fig. 9.34

How far will each of the following have moved?

- (a) The upper front edge.
- (b) Each vertex.
- (c) The centre of each face.
- (d) The centre of the box.

Fig. 9.35 shows a tiling composed of congruent parallelograms of sides 10 cm by 5 cm. Suppose the lines in the diagram are used as guide lines along which tiles may be slid.

Use the figure to answer Questions 2 to 5.

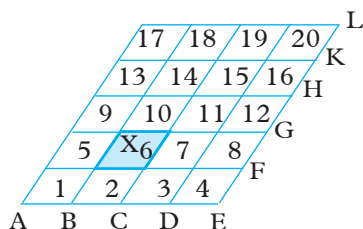


Fig. 9.35

2. (a) If tile 6 moves onto tile 7, in what direction has each vertex of the tile moved? How far has the point X

moved? Make a statement that is true for every point on tile 6.

- (b) Tile 6 moves along the guideline parallel to line BC in the direction BC. Observe and state the direction of motion of:
    - (i) each vertex of tile 6.
    - (ii) the point X on tile 6.
    - (iii) every point on tile 6.
  - (c) Answer Question (b) for the case where tile 6 is slid to position 14.
3. Name the tiles onto which tiles 1, 11, 15 and 18 will be translated by a translation equivalent to that of Question 2 (a).
  4. (a) Name the tiles onto which tiles 2, 8, 11 and 5 will be translated by a translation equivalent to that of Question 2 (c).
    - (b) What will be the images of letters E, F, G and H under the same translation in 2 (c) above?
  5. Write down all the possible translations that are equal to the translation:
    - (a) FH
    - (b) AC

### 9.5.2 Translation in the Cartesian plane

#### Activity 9.15

Consider Fig 9.36 below.

$\Delta PQR$  is the image  $\Delta ABC$  under a translation. Described by the vector  $AP$ ,  $BQ$ ,  $CR$  or any other vector equal to the column vector.

What do you notice about the translation shown.

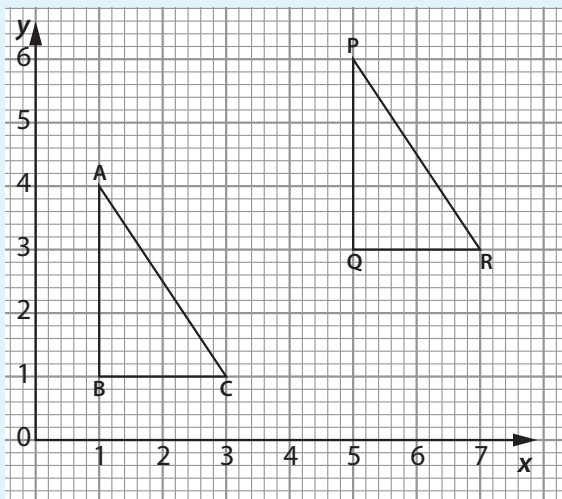


Fig. 9.36

In this case, vector  $\begin{pmatrix} 4 \\ 2 \end{pmatrix}$  defines the translation that maps ABC onto PQR.

When using the Cartesian plane, a translation is fully defined by stating the distances moved in the  $x$  and  $y$  directions. The column vector that defines the translation is also called the **displacement vector** of the translation.

On the Cartesian plane, if a point  $P(x, y)$  is mapped onto another point  $P'(x + a, y + b)$ , we say that  $P$  is mapped onto  $P'$  by the translation  $\begin{pmatrix} a \\ b \end{pmatrix}$ . The column vector  $\begin{pmatrix} a \\ b \end{pmatrix}$  defines both the distance and the direction, where  $a$  represents the horizontal distance moved and  $b$  the vertical distance moved.

$$x' = x + a \quad \text{and} \quad y' = y + b$$

In general, A displacement vector  $AA'$  is a quantity which describes a change in position from a point  $A$  to  $A'$ . It can be defined by giving the length  $AA'$  and the direction of  $A'$  from  $A$  or by giving a displacement vector called a column vector. This means that a translation can be performed if:

- (i) the object and the displacement vector are known or
- (ii) the object and the image of one (1) point are given or

- (iii) the displacement vector and the image are given, to find the object.

**Example 9.11**

Triangle ABC has vertices  $A(0, 0)$ ,  $B(5, 1)$  and  $C(1, 3)$ . Find the coordinates of the points  $A'$ ,  $B'$  and  $C'$ , the images of  $A$ ,  $B$  and  $C$  respectively, under a translation with displacement vector  $\begin{pmatrix} 2 \\ 5 \end{pmatrix}$ .

**Solution**

A displacement vector  $\begin{pmatrix} 2 \\ 5 \end{pmatrix}$  means that each point on ABC moves 2 units in the positive direction of the  $x$ -axis followed by 5 units in the positive direction of the  $y$ -axis (Fig. 9.37).

Thus  $OA : \begin{pmatrix} 0 \\ 0 \end{pmatrix} + \begin{pmatrix} 2 \\ 5 \end{pmatrix} = \begin{pmatrix} 2 \\ 5 \end{pmatrix}$  i.e.  $A'(2, 5)$

Thus  $OB : \begin{pmatrix} 5 \\ 1 \end{pmatrix} + \begin{pmatrix} 2 \\ 5 \end{pmatrix} = \begin{pmatrix} 7 \\ 6 \end{pmatrix}$  i.e.  $B'(7, 6)$

Thus  $OC : \begin{pmatrix} 1 \\ 3 \end{pmatrix} + \begin{pmatrix} 2 \\ 5 \end{pmatrix} = \begin{pmatrix} 3 \\ 8 \end{pmatrix}$  i.e.  $C'(3, 8)$

$\therefore \Delta A'B'C'$  is the image of  $\Delta ABC$  under translation, displacement vector

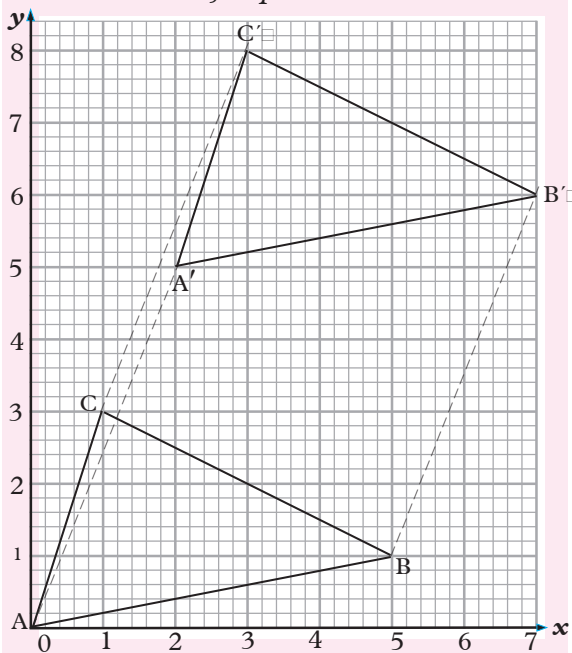


Fig. 9.37

**Example 9.12**

Under a translation that maps a point  $P$   $(2, 3)$  onto  $P'$   $(4, 7)$ , rectangle  $ABCD$  is mapped onto another rectangle  $A'B'C'D'$ . Given that the vertices of  $A, B, C$  and  $D$  are  $(1, 4), (5, 4), (5, 2)$  and  $(1, 2)$  respectively, perform the following:

- (a) calculate the co-ordinates of  $A'B'C'$  and  $D'$ .
- (b) describe the translation that would map  $A'B'C'D'$  onto  $ABCD$ .
- (c) On the same axes, represent both the object and the image rectangles, and use them to verify your answers to (a) and (b) above.

**Solution**

Given that  $P'$   $(4, 7)$  is the image of  $P$   $(2, 3)$  under a translation, we can find the displacement vector.

Thus, column vector =  $\begin{pmatrix} 4 \\ 7 \end{pmatrix} - \begin{pmatrix} 2 \\ 3 \end{pmatrix}$

$\therefore$  the displacement vector =  $\begin{pmatrix} 2 \\ 4 \end{pmatrix}$

- (a) To find the image points, the  $x$  value of every object point will change by  $+2$  units and every  $y$ -value by  $+4$  units.

Thus;

$A$   
 $\begin{pmatrix} 1 \\ 4 \end{pmatrix} : \begin{pmatrix} 1 \\ 4 \end{pmatrix} + \begin{pmatrix} 2 \\ 4 \end{pmatrix} = \begin{pmatrix} 3 \\ 8 \end{pmatrix} : A' (3, 8)$

$B$   
 $\begin{pmatrix} 5 \\ 4 \end{pmatrix} : \begin{pmatrix} 5 \\ 4 \end{pmatrix} + \begin{pmatrix} 2 \\ 4 \end{pmatrix} = \begin{pmatrix} 7 \\ 8 \end{pmatrix} : B' (7, 8)$

$C$   
 $\begin{pmatrix} 5 \\ 2 \end{pmatrix} : \begin{pmatrix} 5 \\ 2 \end{pmatrix} + \begin{pmatrix} 2 \\ 4 \end{pmatrix} = \begin{pmatrix} 7 \\ 6 \end{pmatrix} : C' (7, 6)$

$D$   
 $\begin{pmatrix} 1 \\ 2 \end{pmatrix} : \begin{pmatrix} 1 \\ 2 \end{pmatrix} + \begin{pmatrix} 2 \\ 4 \end{pmatrix} = \begin{pmatrix} 3 \\ 6 \end{pmatrix} : D' (3, 6)$

- (b) since  $ABCD$  maps onto  $A'B'C'D'$  by a translation  $\begin{pmatrix} 2 \\ 4 \end{pmatrix}$ , we reverse the translation vector in order to map  $A'B'C'D'$  onto  $ABCD$ .

$\therefore$  The translation is  $-\begin{pmatrix} 2 \\ 4 \end{pmatrix} = \begin{pmatrix} -2 \\ -4 \end{pmatrix}$

- (c) Fig. 9.38 shows the required rectangle  $ABCD$  and its image  $A'B'C'D'$ .

- The object and image are congruent.
- $A'B'C'D'$  is mapped onto  $ABCD$  by a translation  $\begin{pmatrix} -2 \\ -4 \end{pmatrix}$ .

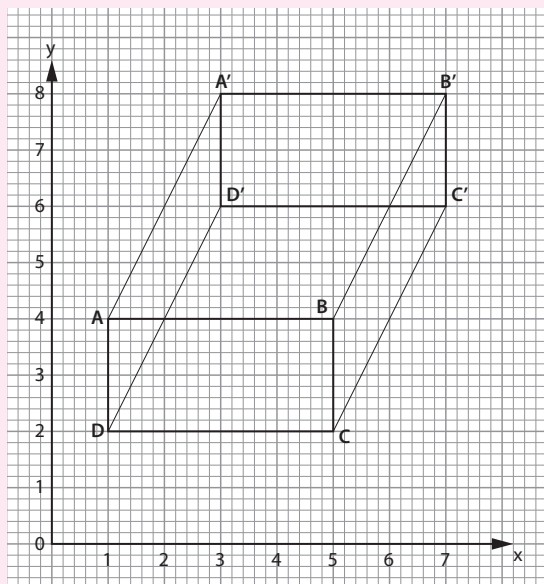


Fig. 9.38

**Example 9.13**

Triangle  $A'B'C'$  is the image of  $\triangle ABC$  under a translation. Given  $A'$   $(0, -3)$

$B'$   $(1, -5)$ ,  $C'$   $(1, -2)$ ;  $A, B$  and  $C$  are points  $(-2, -2), (-1, -4), (-1, -1)$  respectively, find the translation vector.

**Solution**

Suppose the translation vector is  $\begin{pmatrix} x \\ y \end{pmatrix}$ ,

$$OA + \begin{pmatrix} x \\ y \end{pmatrix} = OA' \Rightarrow \begin{pmatrix} x \\ y \end{pmatrix} = OA' - OA$$

$$\Rightarrow \begin{pmatrix} -2 \\ -2 \end{pmatrix} + \begin{pmatrix} x \\ y \end{pmatrix} = \begin{pmatrix} 0 \\ 3 \end{pmatrix}$$

$$\begin{pmatrix} x \\ y \end{pmatrix} = \begin{pmatrix} 0 \\ 3 \end{pmatrix} - \begin{pmatrix} -2 \\ -2 \end{pmatrix}$$

$$= \begin{pmatrix} 2 \\ -1 \end{pmatrix}$$

Similarly, we can use points  $B$  and  $B'$  to find  $\begin{pmatrix} x \\ y \end{pmatrix}$

thus,

$$\begin{pmatrix} x \\ y \end{pmatrix} = \begin{pmatrix} 1 \\ -5 \end{pmatrix} - \begin{pmatrix} 1 \\ -4 \end{pmatrix}$$

$$= \begin{pmatrix} 2 \\ -1 \end{pmatrix}$$

$$\text{and } \begin{pmatrix} x \\ y \end{pmatrix} = \begin{pmatrix} 1 \\ -2 \end{pmatrix} - \begin{pmatrix} -1 \\ -1 \end{pmatrix}$$

$$= \begin{pmatrix} 2 \\ -1 \end{pmatrix}$$

The translation vector is  $\begin{pmatrix} 2 \\ -1 \end{pmatrix}$

**Example 9.14**

The image of a rectangle  $ABCD$  has vertices  $A'$ ,  $B'$ ,  $C'$ , and  $D'$  at the points  $(5, 10)$ ,  $(9, 10)$ ,  $(9, 8)$ ,  $(5, 8)$  respectively. If the translation vector is  $\begin{pmatrix} 2 \\ 3 \end{pmatrix}$ , find the coordinates of the object rectangle.

**Solution**

In this case, we are given the image and the translation vector. To move from the image to the object, we need to undo the translation.

Let translation,  $T = \begin{pmatrix} 2 \\ 3 \end{pmatrix}$

$\therefore$  To undo  $T$ , we do the opposite of  $\begin{pmatrix} 2 \\ 3 \end{pmatrix}$  which is  $\begin{pmatrix} -2 \\ -3 \end{pmatrix}$

$$OA = OA' + \begin{pmatrix} -2 \\ -3 \end{pmatrix}$$

$$= \begin{pmatrix} 5 \\ 10 \end{pmatrix} + \begin{pmatrix} -2 \\ -3 \end{pmatrix} = \begin{pmatrix} 3 \\ 7 \end{pmatrix} \text{ i.e. } A(3, 7)$$

$$OB = OB' + \begin{pmatrix} -2 \\ -3 \end{pmatrix}$$

$$= \begin{pmatrix} 9 \\ 10 \end{pmatrix} + \begin{pmatrix} -2 \\ -3 \end{pmatrix} = \begin{pmatrix} 7 \\ 7 \end{pmatrix} \text{ i.e. } B(7, 7)$$

$$OC = OC' + \begin{pmatrix} -2 \\ -3 \end{pmatrix}$$

$$= \begin{pmatrix} 9 \\ 8 \end{pmatrix} + \begin{pmatrix} -2 \\ -3 \end{pmatrix} = \begin{pmatrix} 7 \\ 5 \end{pmatrix} \Rightarrow C(7, 5)$$

$$OD = OD' + \begin{pmatrix} -2 \\ -3 \end{pmatrix}$$

$$= \begin{pmatrix} 5 \\ 8 \end{pmatrix} + \begin{pmatrix} -2 \\ -3 \end{pmatrix} = \begin{pmatrix} 3 \\ 5 \end{pmatrix} \Rightarrow D(3, 5)$$

$\therefore$  The coordinates of the object are:

$A(3, 7)$   $B(7, 7)$   $C(7, 5)$   $D(3, 5)$

**Example 9.15**

Triangle  $A''B''C''$  is the image of triangle  $ABC$  after translation  $T_1 = \begin{pmatrix} 2 \\ 3 \end{pmatrix}$  followed by another translation  $T_2 = \begin{pmatrix} 3 \\ 1 \end{pmatrix}$ . Given that the vertices of  $ABC$  are at the points  $A(-1, 1)$ ,  $B(2, 0)$  and  $C(1, 3)$ , find the coordinates of the image after the two translations.

**Solution**

Since there are two translations, we can first combine them by addition and perform the translation only once or do the two translations one after the other.

$$T_1 + T_2 = \begin{pmatrix} 2 \\ 3 \end{pmatrix} + \begin{pmatrix} 3 \\ 1 \end{pmatrix} = \begin{pmatrix} 5 \\ 4 \end{pmatrix}$$

$$\text{Image of } A = \begin{pmatrix} -1 \\ 1 \end{pmatrix} + \begin{pmatrix} 5 \\ 4 \end{pmatrix} = \begin{pmatrix} 4 \\ 5 \end{pmatrix} \\ \Rightarrow A'(4, 5)$$

$$\text{Image of } B = \begin{pmatrix} 2 \\ 0 \end{pmatrix} + \begin{pmatrix} 5 \\ 4 \end{pmatrix} = \begin{pmatrix} 7 \\ 4 \end{pmatrix} \\ \Rightarrow B'(7, 4)$$

$$\text{Image of } C = \begin{pmatrix} 1 \\ 3 \end{pmatrix} + \begin{pmatrix} 5 \\ 4 \end{pmatrix} = \begin{pmatrix} 6 \\ 7 \end{pmatrix}$$

$$\Rightarrow C' (6, 7)$$

The image  $\Delta ABC$  has vertices at  $A' (4, 5)$ ,  $B' (7, 4)$  and  $C' (6, 7)$ .

Alternatively, under  $T_1 = \begin{pmatrix} 2 \\ 3 \end{pmatrix}$

$$\text{Image of } A = \begin{pmatrix} -1 \\ 1 \end{pmatrix} + \begin{pmatrix} 2 \\ 3 \end{pmatrix} = \begin{pmatrix} 1 \\ 4 \end{pmatrix} \Rightarrow A' (1, 4)$$

$$\text{Image of } B = \begin{pmatrix} 2 \\ 0 \end{pmatrix} + \begin{pmatrix} 2 \\ 3 \end{pmatrix} = \begin{pmatrix} 4 \\ 3 \end{pmatrix} \Rightarrow B' (4, 3)$$

$$\text{Image of } C = \begin{pmatrix} 1 \\ 3 \end{pmatrix} + \begin{pmatrix} 2 \\ 3 \end{pmatrix} = \begin{pmatrix} 3 \\ 6 \end{pmatrix} \Rightarrow C' (3, 6)$$

Under translation  $T_2 = \begin{pmatrix} 3 \\ 1 \end{pmatrix}$

$$\text{The image of } A' = \begin{pmatrix} 1 \\ 4 \end{pmatrix} + \begin{pmatrix} 3 \\ 1 \end{pmatrix} = \begin{pmatrix} 4 \\ 5 \end{pmatrix} \\ \Rightarrow A'' (4, 5)$$

$$\text{The image of } B' = \begin{pmatrix} 4 \\ 3 \end{pmatrix} + \begin{pmatrix} 3 \\ 1 \end{pmatrix} = \begin{pmatrix} 7 \\ 4 \end{pmatrix} \\ \Rightarrow B'' (7, 4)$$

$$\text{The image of } C' = \begin{pmatrix} 3 \\ 6 \end{pmatrix} + \begin{pmatrix} 3 \\ 1 \end{pmatrix} = \begin{pmatrix} 6 \\ 7 \end{pmatrix} \\ \Rightarrow C'' (6, 7)$$

The image of  $A'' B'' C''$  has vertices at  $A'' (4, 5)$ ,  $B'' (7, 4)$ ,  $C'' (6, 7)$

Note that the result of the combined translation is the same as that obtained by doing the individual translations one after the other.

### Exercise 9.7

- Quadrilateral  $A' B' C' D'$  is the image of  $ABCD$  under a translation. Given that the vertices  $A, B, C$  and  $D$  have co-ordinates  $(2, 2), (5, 2), (5, 5)$  and  $(2, 5)$  respectively and that  $A'$  is the point  $(9, 2)$  find:
  - the translation vector
  - the co-ordinates of:
    - $B'$
    - $C'$
    - $D'$
- Given the rectangle  $ABCD$  in question 1 and a displacement vector  $\begin{pmatrix} 6 \\ 3 \end{pmatrix}$ , find the co-ordinates of the image of  $ABCD$  under this translation.
- A triangle has vertices at  $L (1, 1)$ ;  $M (6, 1)$  and  $N (5, 4)$ . Another triangle has vertices at  $L' (3, 4)$ ,  $M' (8, 4)$  and  $N' (7, 7)$ . A student in your class claims that  $\Delta L'M'N'$  is the image of  $\Delta LMN$  under a translation. Do you agree? Explain your answer.
- The position of a point  $P$  in a Cartesian plane is described as  $P (x, y)$ . Describe the transformation, that maps point  $P (x, y)$  onto the point  $P' (x + 5, y + 2)$ .
  - The points  $A$  and  $B$  have co-ordinates  $(3, -1)$  and  $(3, 1)$  respectively. Given that  $O$  is the origin, state the column vectors for the translations:
    - $OA$
    - $AB$
    - $OB$
  - Find the co-ordinates of  $O', A'$  and  $B'$  under each of the translations in (a).
- A square has vertices at  $A (0, 1)$ ,  $B (2, 1)$ ,  $C (2, 3)$  and  $D (0, 3)$ . Its image under a translation has vertices at  $A' (5, 5)$ ,  $B' (7, 5)$ ,  $C' (7, 7)$  and  $D' (5, 7)$ . Describe the following transformations:
  - the one that maps  $ABCD$  onto  $A'B'C'D'$ .
  - the one that maps  $A'B'C'D'$  onto  $ABCD$ .
- A certain translation maps  $P (3, 5)$  onto  $P' (7, 8)$ . Find the co-ordinates of the point which is mapped onto  $Q' (2, 7)$  under the same translation.
- A quadrilateral  $P'Q'R'S'$  is the image of  $PQRS$  under a translation. Given vertices  $P (2, 0)$ ,  $Q' (0, 3)$ ,  $P' (5, 4)$ ,  $R' (6, 9)$  and  $S' (9, 4)$ , find:
  - the translation vector.
  - the co-ordinates of  $R, S$  and  $Q$ .
  - the translation that maps  $P'Q'R'S'$  onto  $PQRS$ .

## 9.6 Composite Transformations

It is possible to combine more than one transformation using the same object. In such a case we say we are working with composite transformation.

### Activity 9.16

Using the same diagram

- Using graph paper, draw OABC such that  $O(0, 0)$ ,  $A(1, 0)$ ,  $B(1, 1)$  and  $C(0, 1)$
- Find the image  $O'A'B'C'$  of OABC after a reflection in the x-axis.
- Find the image  $O''A''B''C''$  of  $O'A'B'C'$  after a rotation of  $90^\circ$  about the origin.
- Now, translate  $O''A''B''C''$  to  $O'''A'''B'''C'''$  using displacement or translation vector  $\begin{pmatrix} 1 \\ 2 \end{pmatrix}$ .
- State the coordinates of each image and ensure that the plotting is accurate.
- Discuss your findings with other members of your class.

From activity 9.16 above, the final image is identical to the original object to mean properties of isometries are not altered by the combination of the transformations.

In this example, we did a **reflection** in the x-axis, **followed by a rotation** centre  $(0, 0)$  angle  $90^\circ$  **followed by a translation** with vector  $\begin{pmatrix} 1 \\ 2 \end{pmatrix}$

In this case order does not matter.

### Properties of composite transformations

1. If  $\mathbf{X}$  and  $\mathbf{Q}$  represent two transformations, then  $\mathbf{XQ}$  means

perform transformation first followed by transformations  $\mathbf{X}$ .

i.e. if  $A$  represents an object,  $\mathbf{XQ}(A)$ ,

$\mathbf{Q}(A) = A'$  (the image of  $A$  under  $\mathbf{Q}$  and  $\mathbf{XQ}(A) = \mathbf{X}(A') = A''$

2. Similarly if  $\mathbf{XQ}$  and  $\mathbf{R}$  are three transformations, and  $B$  is an object,

$\mathbf{XQR}(B) = \mathbf{XQ}(B')$  ( $B'$  image of  $B$  under  $\mathbf{R}$ )

$= \mathbf{X}(B'')$  ( $B''$  is the image under  $\mathbf{Q}$ )

$= B'''$  (the image of  $B''$  under  $\mathbf{X}$ )

3. If  $\mathbf{X}$  represents a reflection under a certain mirror line,  $\mathbf{XX}$  means a reflection in a line followed by a reflection in the same line i.e.

$\mathbf{XX}(A) = \mathbf{X}(A')$

$= A''$

This means  $A' = A''$

**Note:**  $\mathbf{XX}$  can be written as  $\mathbf{X}^2$

4. A translation followed by a translation equals another translation.
5. A rotation followed by another rotation about the same centre results in another rotation.
6. In general for two transformations  $\mathbf{X}$  and  $\mathbf{Q}$ ,  $\mathbf{QX} \neq \mathbf{XQ}$ .
7. Composite transformations are performed successively in the given order as in point 2 above.

### Example 9.16

$ABC$  is a triangle with vertices  $A(1, 2)$ ,  $B(3, 1)$  and  $C(2, 3)$

Find the coordinates of:

- (i) the image of  $\triangle ABC$  after a reflection in the x-axis. Let the image  $\triangle$  have vertices  $A'$ ,  $B'$  and  $C'$ .

(ii) the image of  $A'B'C'$  after a rotation of  $180^\circ$  about  $(4,0)$ .  
Let the new image have vertices  $A'', B''$  and  $C''$

(iii) the image of  $\Delta A''B''C''$  after a central symmetry centre  $(7, 3)$ .

b) Describe the transformation that would map

(i)  $\Delta ABC$  onto  $\Delta A''B''C''$

(ii)  $\Delta A'B'C'$  onto  $\Delta A''B''C''$

**Solution**

On graph paper, plot and draw  $\Delta ABC$  and label it clearly.

On the same diagram draw the three images and label them appropriately.

a) Fig 9.39 shows the three images of  $\Delta ABC$

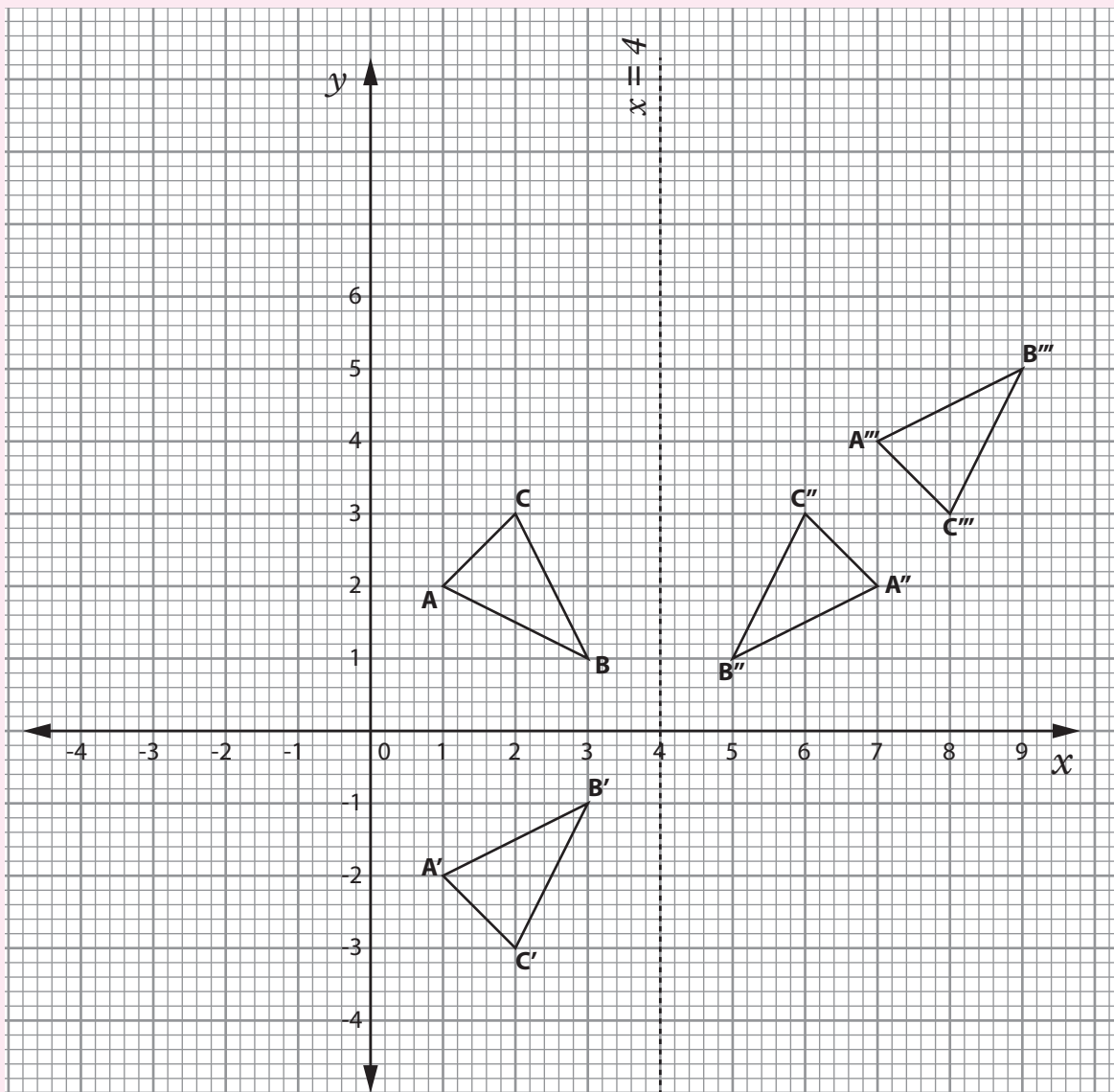


Fig. 9.39

- (i) Image of  $ABC$  under reflection is divided as  $\Delta A'B'C'$  with vertices  $A'(1, -2)$   $B'(3, -1)$   $C'(2, -3)$
- (ii) Image of  $\Delta A'B'C'$  is directed as  $\Delta A''B''C''$  with vertices  $A''(7, 2)$   $B''(5, 2)$   $C''(6, 3)$
- (iii) Image of  $\Delta A''B''C''$  is denoted as  $\Delta A'''B'''C'''$  with vertices  $A'''(7, 4)$   $B'''(9, 5)$   $C'''(8, 3)$ .

b) (i) By observation,  $\Delta A''B''C''$  is the image of  $\Delta ABC$  under a reflection. By construction the mirror line passes through the perpendicular bisect of  $AA''$  or  $BB''$  or  $CC''$ . The line has the equation  $x = 4$

- (ii)  $\Delta ABC$  maps onto  $\Delta A''B''C''$  by a reflection in the line  $x = 4$
- (iii)  $\Delta A'B'C'$  and  $A''B''C''$  are identical and face the same direction  $\Delta A'B'C'$  maps onto  $\Delta A''B''C''$  by a translation, vector  $\begin{pmatrix} 6 \\ 6 \end{pmatrix}$

### Exercise 9.8

1. Figure  $ABCD$  has vertices at  $A(1, 2)$ ,  $B(7, 2)$ ,  $C(5, 4)$  and  $D(3, 4)$ .
  - a) On the same grid,
    - (i) Draw  $ABCD$  and its image  $A'B'C'D'$  under a rotation of  $-90^\circ$  about the origin.
    - (ii) Draw the image of  $A''B''C''D''$  of  $A'B'C'D'$  under a reflection in the line  $y = x$ . State the coordinates of  $A''$ ,  $B''$ ,  $C''$  and  $D''$
  - b)  $A'''B'''C'''D'''$  is the image of  $A''B''C''D''$  under reflection in the line  $y = 0$ . Draw figure  $A''B''C''D''$  and state its co-ordinates.

c) Describe fully the transformation that maps

- (i)  $ABCD$  onto  $A'''B'''C'''D'''$
- (ii)  $ABCD$  onto  $A''B''C''D''$

2.  $\Delta ABC$  has vertices  $A(1, 1)$ ,  $B(1, 3)$   $C(3, 4)$   $\Delta A'B'C'$  is the image of  $\Delta ABC$  under a certain transformation  $P$ , so that  $A'(-1, 1)$ ,  $B'(-3, 1)$  and  $C'(-3, 4)$   $\Delta A''B''C''$  is the image of  $\Delta A'B'C'$  under another transformation,  $M$ .

The vertices of  $\Delta A''B''C''$  are

$A''(-1, -1)$   $B''(-3, -1)$   $C''(-3, -4)$

- a) On the same diagram draw  $\Delta ABC$  and its two images.
- b) Describe the transformation denoted as  $P$ .
- c) Describe the transformation denoted as  $M$ .
- d) Describe a single transformation that maps  $\Delta ABC$  onto  $\Delta A''B''C''$

3.  $M$  is a reflection in the line  $y = x$ .  $T$  is a translation that maps the origin  $(0, 0)$  onto the point  $(10, 2)$ . Given that  $\Delta ABC$  has vertices at  $A(-2, 6)$ ,  $B(2, 3)$   $C(-2, 3)$

- a) Find the coordinates of
  - (i)  $M(A)$
  - (ii)  $T(B)$
  - (iii)  $TM(A)$
  - (iv)  $MT(B)$

b) Find the image of  $\Delta ABC$  under a combined transformation

- (i)  $TM$
- (ii)  $MT$

State the coordinates b(i) and (ii)

4.  $M$  is a reflection in the line  $y = -x$ .  $H$  is a central symmetry centre  $(0, 0)$ . The vertices of triangle  $P$  are  $A(0, 1)$ ,  $B(0, 6)$   $C(4, 6)$ .



Find the coordinates of  $P'$  under the following transformations

- a)  $\mathbf{M}(P)$
- b)  $\mathbf{H}(P)$
- c)  $\mathbf{HM}(P)$
- d)  $\mathbf{MH}(P)$
- e)  $\mathbf{MM}(P)$
- f)  $\mathbf{HH}(P)$
- g) Comment on the results of the transformations in parts (c) to (f).

### Unit summary

1. **Isometry:** this is a transformation which preserves shapes, appearance, size and area of the object. Examples of isometries are
  - Central symmetry
  - Reflection
  - Rotation
  - Translation
2. **Central symmetry:** is fully defined if the object and the centre are known
  - Object and image are identical, but are inverted
  - $\Delta A'B'C'$  is the image of  $\Delta ABC$  by a rotation,  $180^\circ$  about the centre  $O$ .
  - Object point, corresponding image point and centre are collinear.
3. **Rotation:** is defined [if given **one point** on the object and the **centre** and **angle of rotation** or
  - Two point and their corresponding images.
  - An angle of rotation can be stated as positive (anticlockwise) or negative (clockwise).
- Both object and image are described as being directly congruent.
4. **Reflection**
  - We define a reflection by giving a point on the object and the mirror line.
  - Object and image are identical but face opposite directions. They are said to be oppositely congruent.
  - Corresponding points under reflection are equidistant from the mirror line and the line segment joining them meets the mirror line at  $90^\circ$
  - Points on the mirror line are invariant.
5. **Translation**

A translation is fully defined if

  - If the object and the translation vector is given or  
An object and corresponding image point are known
  - Under translation, points move equal distance in the same direction i.e. parallel.
  - Both object and its image are identical and they are said to be directly congruent. They face the same direction.
6. **Composite transformations**

These are transformations that are performed successively on the same object. They are also known as combined transformations.

### Unit 9 test

- Copy paste each shape and on the copy, draw a line of symmetry.

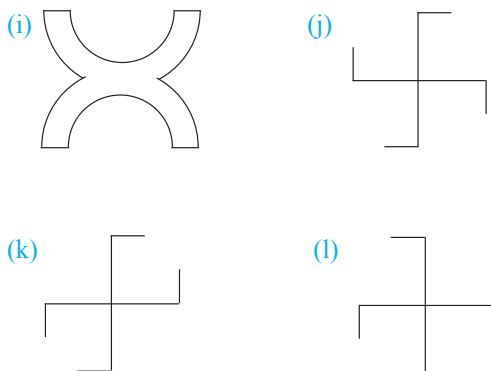


Fig. 9.39

- Draw a line segment PQ on a piece of paper. Does PQ have a line of symmetry? Fold the paper so that the fold is a line of symmetry of PQ. What is the size of the angles between the fold and PQ? What can you say about the distances of P and Q from any point on the line of symmetry?
- A(-4, 1), B(-2, -1), C(1, 0) are the vertices of a triangle. Find the image of the triangle when it is reflected in the mirror line:
  - $y = 1$
  - $y = -2$
  - $x = -3$
  - $x = 1.5$
- $\Delta A'B'C'$  has vertices A'(-2, -1), B'(-2, -4) and C'(-4, -4). Find the co-ordinates of the vertices of  $\Delta ABC$  such that  $\Delta A'B'C'$  is the image of  $\Delta ABC$  under half turn about the origin.
- $\Delta ABC$  is mapped onto  $\Delta A'B'C'$  under a given transformation. Given that the co-ordinates of  $\Delta ABC$  are A(-3, 4), B(-3, 1), C(-1, 1) and those of  $\Delta A'B'C'$  are A'(-3, -4), B'(-3, -1) and C'(-1, -1), describe fully the given transformation.
- A triangle has vertices A(1, 2), B(7, 2) and C(5, 4)
  - Draw triangle ABC on the Cartesian plane.
  - Construct  $\Delta PQR$ , the image of  $\Delta ABC$  under a rotation of  $90^\circ$  clockwise about the origin.
  - On the same axes, draw  $\Delta XYZ$ ; the image of  $\Delta PQR$  under a reflection in the line  $y = x$ . State the co-ordinates of X, Y and Z.
  - $\Delta MNS$  is the image of  $\Delta XYZ$  under a reflection in the line  $y = 0$ . State the co-ordinates of M, N and S.
  - Describe one transformation that maps  $\Delta MNS$  onto  $\Delta ABC$ .
- A square PQRS has vertices at P(2, 2), Q(2, 6), R(6, 6) and S(6, 2). Find the co-ordinates of the image of the square under a reflection in the line  $y = x$ .
- On the same axes, draw  $\Delta ABC$  and  $\Delta A'B'C'$ . Given that the co-ordinates of A, B, C, A', B' and C' are (3, 4), (7, 4), (7, 6), (4, -3), (4, -7) and (6, -7) respectively, find by construction the centre and angle of rotation that maps  $\Delta ABC$  onto  $\Delta A'B'C'$ .
- Under a rotation, the images of points P(-1, 1) and Q(2, 4) are P'(3, -4) and Q'(0, -1). Plot these points on a squared paper and find:
  - The co-ordinates of the centre of rotation.
  - The co-ordinates of R given that R' is (-2, 4).

- 10.** A  $(-1, -1)$ , B  $(3, -1)$ , C  $(3, 3)$ , D  $(-1, 3)$ , E  $(-3, -3)$ , F  $(1, -3)$ , G  $(1, 1)$  and H  $(-3, 1)$  are the vertices of two squares ABCD and EFGH. Draw the squares on squared paper.
- (a) Find the centre and the angle of rotation that maps:
- ABCD onto FGHE,
  - EFGH onto DABC.
- (b) What is the equation of the mirror line of the reflection that maps one square onto the other?
- 11.** State which of the following statements are true and which are false.
- When a figure or object has a translation applied to it,
- all points move in the same direction.
  - not all points of the figure move in the same direction.
  - all lengths in the object remain unchanged.
  - usually, at least one point on the figure remains unchanged.
  - a translation can be described by many directed line segments, provided each has the same length and same direction.
- 12.** (a) Triangles ABC, PQR and STU are congruent. Co-ordinates of the vertices of the triangles are given as A  $(1, 1)$ , B  $(4, 3)$ , C  $(1, 2)$ ; P  $(-1, 1)$ , Q  $(-4, 3)$ , R  $(-1, 2)$ ; S  $(-4, 4)$ , T  $(1, 6)$  and U  $(-4, 5)$ .
- On the same axis plot the points and draw the triangles. Describe the congruence between the following triangles:
- ABC and PQR.
  - ABC and STU.
- (b) Describe the transformation that maps:
- ABC onto PQR
  - ABC onto STU.
- 13.** Find the image of  $\triangle ABC$ , where A is  $(-3, -2)$ , B is  $(-1, 1)$  and C is  $(2, -1)$ , with operation vector  $\begin{pmatrix} 4 \\ 2 \end{pmatrix}$ .
- 14.** The image of A  $(6, 4)$  under a translation is A'  $(3, 4)$ . Find the translation vector.
- 15.**  $\triangle ABC$  with A  $(0, 1)$ , B  $(2, 0)$  and C  $(3, 4)$  is given a translation equivalent to  $\begin{pmatrix} 2 \\ 4 \end{pmatrix}$  followed by  $\begin{pmatrix} -3 \\ 2 \end{pmatrix}$ .
- Find the coordinates of the image of  $\triangle ABC$ .
- 16.** Quadrilateral P'Q'R'S' is the image of PQRS under a certain translation. P is  $(2, 0)$ , Q is  $(0, 3)$ , P' is  $(5, 4)$ , R' is  $(6, 9)$  and S' is  $(9, 4)$ . Find:
- the translation vector.
  - the coordinates of R, S and Q'.

# 10

## STATISTICS

### Key unit competence

By the end of this unit, I will be able to collect, present and interpret grouped data.

### Unit outline

- Definition and examples of grouped data.
- Grouping data into classes.
- Frequency distribution tables for grouped data.
- Commulative frequency distribution tables.
- Measure of central tendency for grouped data.
- Graphical presentation of grouped data (polygon, histogram).

### 10.1 Grouped data

In unit 8 of S1, you were introduced to basic statistics that involved collection, organization and analysis of ungrouped data. In this unit, we are going to continue with the same using grouped data.

#### 10.1.1 Definition of grouped data

##### Activity 10.1

Given masses (in kg) of 30 pupils as follows:

42, 51, 48, 62, 48, 39, 50, 62, 52, 56, 40, 48, 57, 54, 49, 44, 55, 53, 48, 52, 50, 47, 44, 54, 60, 63, 58, 55, 64, 57

1. Draw the following frequency distribution table in your exercise books. Count and fill the number

of pupils whose mass fall in the given groups of masses:

Group of masses (kg)	Tally marks	Number of pupils (frequency)
36 – 40		
41 – 45		
46 – 50		
51 – 55		
56 – 60		
61 – 65		
		Total ( $\sum f$ )

Table 10.1

2. Find the total number of pupils ( $\sum f$ ) and fill it in the bottom cell of the frequency column.
3. Answer the following questions from the table:
  - (a) Which group has the highest number of pupils?
  - (b) Which group has the lowest number of pupils?
4. Suppose you had pupils with masses of 50.4 kg and 50.9 kg. Discuss with your classmates in groups where you would place them, giving reasons for you choice of group.

Consider Table 10.2 below.

78	46	55	47	77	63	52	52	62	46
77	47	40	35	67	61	58	52	42	40
48	57	66	54	75	78	75	59	75	47
59	35	62	53	72	57	51	69	55	57

Table 10.2

The data in this table represents marks scored by a group of 40 students in a mathematics test. We can analyse this performance by putting these students in groups according to their performance. For example, in this test,

- 2 students scored between 30 and 39,
- 9 scored between 40 and 49,
- 14 scored between 50 and 59,
- 7 scored between 60 and 69 and
- 8 scored between 70 and 79.

This information can be presented as in Table 10.3 below.

Group of marks	Number of students
30 to 39	2
40 to 49	9
50 to 59	14
60 to 69	7
70 to 79	8

Table 10.3

When data is presented as in table 10.3 above, it is said to be a **grouped data**.

Grouped data is data that has been sorted into classes or categories.

Table 10.3 is an example of a **frequency table**. From table 10.3 it means that all scores from 30 to 39 inclusive, are in one group; all scores from 40 to 49 inclusive, are in the next group and so on.

Each of these groups is called a **class or class interval**. The values 30 and 39, 40 and 49, 50 and 59, etc. are called **class limits** for the respective class.

Note that, when the number of items in a data distribution is small, it is easy to deal with them; but when the number of items is large, it becomes necessary to group the data.

### 10.1.2 Frequency distribution table for grouped data

#### Activity 10.2

Table 10.4 below shows fifty scores for 25 basketball games.

35	68	44	79	41	21	70	8	49	51
19	81	36	63	82	61	30	25	16	38
32	91	51	71	33	90	54	85	44	79
62	23	57	59	46	64	43	93	78	12
42	95	73	6	52	63	54	37	55	58

Table 10.4

Using the data in table 10.4;

1. Identify (i) the lowest score  
(ii) the highest score
  2. Find the range of the scores.
  3. Set these scores into 10 groups or class intervals beginning with 1 – 10, 11 – 20.... 91 – 100 in a frequency table.
  4. For each group, state the class limits.
  5. For each class frequency, denote the frequencies  $f_1 = \dots, f_2 = \dots$  and so on upto the 10<sup>th</sup> group.
  6. How do you think the range can be useful in determining a suitable number of classes or the size of the class interval?
1. Consider the following data on the diameters of 40 ball bearings that were recorded in mm.  
51, 43, 42, 53, 38, 52, 51, 42, 45, 53, 50, 40, 53, 41, 42, 53, 61, 33, 65, 47, 35, 44, 67, 53, 54, 48, 47, 27, 36, 48, 27, 53, 66, 44, 52, 60, 37, 47, 49, 43.
    - (i) the lowest diameter is 27 and
    - (ii) the highest diameter is 67.

- The range of the scores is the difference between the highest score and the lowest score.

$$\begin{aligned} \text{Range} &= \text{highest value} - \text{lowest value} \\ &= 67 - 27 = 40 \end{aligned}$$

- Using classes 26 – 30, then 31 – 35, 36 – 40, 41 – 45 and so on, we get the following frequency table.

Class	Tally	Frequency $f$
26–30	//	2
31–35	///	3
36–40	///	3
41–45	### ////	9
46–50	### //	7
51–55	### ### /	11
56–60	/	1
61–65	//	2
66–70	//	2

Table 10.5

- Thus, for the class 26–30, 26 is called the **Lower Class Limit** and 30 is called the **Upper Class Limit**.
- Table 10.5 is called a **frequency distribution table for Grouped Data**.  
Similarly we can state the class limits for the rest of the groups.
- The number of observations in each class is the **class frequency**, denoted by  $f$  for example, the frequency for the class 41– 45 is  $f = 9$ .
- For this data the group size was already determined for us.  
Generally, the range and the number of classes can be used to estimate the

class width or size.

$$\text{Class width} = \frac{\text{Range}}{\text{Number of classes}}$$

Usually class sizes are better in multiples of 5 or 10.

For example, to work with about 10 classes,

$$\text{Class width} = \frac{\text{Range}}{10} = \frac{40}{10} = 4$$

we can then use a convenient class of 5.

Similarly we can estimate the number of classes as follows:

$$\text{Number of classes} = \frac{\text{Range}}{\text{Class width}}$$

From this type of data presentation, we can draw better conclusions about the data than before.

Some of these conclusions are:

- (a) The number of balls whose diameters fall between 31 and 35 is 3.
- (b) No ball measures less than 26 mm.
- (c) Nine balls have a diameter between 41 and 45 and so on.

### Example 10.1

Table 10.6 shows the masses (in grams) of 50 carrots taken from a plot of land on which the effect of a new fertiliser was being investigated.

103	95	105	117	93	112	111	108	73	109
66	99	87	98	76	67	107	119	103	95
77	88	65	107	85	94	101	104	72	92
82	90	118	103	100	75	102	116	82	105
114	106	70	116	112	97	63	111	118	91

Table 10.6

Make a frequency distribution table for this data.

**Solution**

The smallest mass is 63 g and the largest is 118 g. The difference between the largest value and smallest value is called the range.

Thus, range = 118 g – 63 g = 55 g.

We need to group the data into a convenient number of classes. Usually, the reasonable number of classes varies from 4 to 12.

By dividing the range by class size, we get the number of classes. Thus a class size of 5 will give us  $\frac{55}{5}$  i.e. 11 classes.

A class size of 8 will give us  $\frac{55}{8}$  i.e. 7 classes.

A class size of 10 will give us  $\frac{55}{10}$  i.e. 6 classes.

Let us use a class size of 10.

Table 10.7 is the required frequency table.

Mass in grams	Tally	Frequency
60–69	////	4
70–79	### /	6
80–89	###	5
90–99	### ##	10
100–109	### ## ////	14
110–119	### ## /	11

Table 10.7

**Note:** If the range is small, it is more convenient to use class sizes which are even. If it is large, multiples of 5 or 10 are more convenient. This is helpful especially if there is need to represent the data graphically.

**Exercise 10.1**

1. A handspan is the distance (length) from the end of the thumb to the

end of the small finger when the hand is fully open. Table 10.8 shows the handspans of some 21 children measured in centimetres.

18.4	17.4	20.7	14.3	20.0	19.0	18.5
21.7	17.5	18.1	19.3	16.9	19.8	15.9
21.2	18.7	19.2	16.6	14.8	17.8	16.0

Table 10.8

Make a frequency distribution table, grouping the data into four classes starting with 14.0 – 15.9.

2. The lengths of 36 pea pods were measured to the nearest millimetre and recorded in Table 10.9.

71	92	88	52	73	84	73	73	82
66	85	78	63	90	76	89	53	77
68	59	55	80	79	91	86	75	60
93	76	84	83	62	86	70	65	72

Table 10.9

Put the data into a grouped frequency table by choosing a convenient number of classes.

3. The percentage burns for 70 fire accident victims treated in a hospital in two years were recorded in the hospital records as shown in Table 10.10.

60	61	97	22	61	98	99	46	50	47
53	70	53	30	87	40	41	45	49	64
92	85	44	16	41	11	83	12	79	44
61	40	74	57	49	24	47	64	18	30
54	52	63	47	59	38	83	34	50	49
32	53	87	96	80	57	77	54	52	81
69	66	43	81	85	52	65	30	62	78

Table 10.10

Make a grouped frequency table using classes 10 – 19, 20 – 29, 30 – 39, etc.

4. A pupil measured the amount of ink in biro pens used in his class by measuring the length (in cm) of the ink column that could be seen. He obtained the results shown in table 10.11 below. Make a grouped frequency table with 6 classes.

0.1	8.2	7.7	4.5	1.2	0.7	1.0	6.3	7.6	3.5
1.9	4.8	5.6	2.7	4.4	8.7	0.5	0.4	7.9	8.8
5.3	4.3	3.7	1.5	2.6	5.1	8.5	1.3	1.3	0.8
1.1	3.9	0.3	3.4	2.5	5.3	6.1	2.8	8.8	1.5
5.7	2.1	7.7	5.2	0.5	0.4	2.2	2.6	0.7	4.7
2.3	0.5	4.7	4.7	2.5	0.7	1.6	3.9	3.3	6.6
3.5	0.7	4.4	7.5	5.7	9.0	1.2	0.2	0.7	5.4

Table 10.11

## 10.2 Data presentation

### 10.2.1 Class boundaries

Consider the grouped distribution in Table 10.12. Suppose the data represents the masses to the nearest kg of a group of 40 boys.

Generally, for any data obtained from measurements, the practice is to record them to the nearest value of the accuracy chosen. For example, a recorded value of say 30 kg represents a number in the interval 29.5 to 30.5. Thus

$$29.5 \leq 30 < 30.5.$$

Mass	No. of students
30–39	2
40–49	9
50–59	14
60–69	7
70–79	8
	40

Table 10.12

The class 30 – 39 includes all values equal to or greater than 29.5 but less than 39.5. Thus the class interval stretches from 29.5 to 39.5. The point half way between the upper limit of the first class and the lower limit of the next class is called the **class boundary**. i.e. class boundary between first and second class

$$= \frac{39 + 40}{2} = 39.5$$

Similarly, the class 40 – 49 includes all values equal to or greater than 39.5 but less than 49.5.

The values 29.5, 39.5, 49.5, etc. are called **class boundaries** for Table 10.11.

Thus, the class 30–39 can be represented as 29.5 – 39.5. The value 29.5 is the **lower class boundary** and 39.5 is the **upper class boundary** for this class.

Similarly, the class 40 – 49 can be extended to 39.5 – 49.5, etc.

The difference between the upper class boundary and the lower class boundary is called the **class interval**, or **class width**, or **class size**, i.e. class interval = upper class boundary – lower class boundary.

This knowledge is essential for the construction of a histogram.

### 10.2.2 Histogram

#### Activity 10.3

Table 10.13 below shows the frequency distribution table for the heights of a group of men, in the nearest centimetres.

Height (cm)	Tally	f
150 – 154	///	3
155 – 159	### //	7
160 – 164	### ###	10



165 – 169	### ### ////	14
170 – 174	### /	6
175 – 179	### /	6
180 – 184	///	3
185 – 189	/	1

Table 10.13

Use the given information to do the following:

1. Identify the boundaries of the classes.
2. Rewrite the table using boundaries rather than class limits.
3. In your own words, distinguish between class limits and class boundaries.

From Activity 10.3, the class boundary between the first and the second class is given by the mean of upper limit of the first class and lower limit of the second class.

$$\text{i.e. } \frac{154 + 155}{2} = 154.5$$

Similarly, the next boundary

$$= \frac{159 + 160}{2} = 59.5 \text{ and so on.}$$

Height (cm)	$f$	Height
149.5 – 154.5	3	150 – 154
154.5 – 159.5	7	155 – 159
159.5 – 164.5	10	160 – 164
164.5 – 169.5	14	165 – 169
169.5 – 174.5	6	170 – 174
174.5 – 179.5	6	175 – 179
179.5 – 184.5	3	180 – 184
184.5 – 189.5	1	185 – 189

Table 10.14

Between one class and the next, the class limits have a gap between them. There is a disconnect between any two consecutive classes. In table 10.13, class boundaries are such that the end of one class to the beginning of the next. In other words, there is a sense of continuity when the frequency table is written using class boundaries table 10.14. This is the format used when constructing a histogram of grouped data.

A **histogram** is a bar diagram that represents the frequency distribution of a continuous data. When class intervals are of equal width, **a histogram resembles a bar graph the difference is that there are no spaces between bars**. In a histogram, each rectangle is drawn above each respective class interval such that the area of each rectangle is proportional to the frequency of the observations falling in the corresponding interval.

If the class intervals are equal, then the heights of the rectangles are proportional to the corresponding frequencies are represented by a unit called **relative frequency** or **frequency density**.

#### Activity 10.4

1. Using a dictionary or the internet, find the meaning of the terms:
  - (i) frequency density
  - (ii) relative frequency
2. Copy table 10.14 and create another column for the frequency density (fd).
3. Using an appropriate scale, draw a pair of axes. On the vertical axis, mark the frequency density.

- On the horizontal axis, draw appropriate rectangles whose width equals the class width, and whose height equals the corresponding **frequency density**.

From Activity 10.4, you notice that:

- Frequency density, also known as relative frequency is a statistical data that compares class frequency to the class width, for the purposes of constructing a histogram of a given set of data.

- Frequency density =  $\frac{\text{Class frequency}}{\text{Class width}}$

The required table that includes the frequency density column is as shown below i.e. Table 10.15.

Note: class interval = 5 for all classes.

Height	$f$	$f/\text{Class width}$	$fd$
149.5 – 154.5	3	$3 \div 5$	0.6
154.5 – 159.5	7	$7 \div 5$	1.4
159.5 – 164.5	10	$10 \div 5$	2.0
164.5 – 169.5	14	$14 \div 5$	2.8
169.5 – 174.5	6	$6 \div 5$	1.2
174.5 – 179.5	6	$6 \div 5$	1.2
179.5 – 184.5	3	$3 \div 5$	0.6
184.5 – 189.5	1	$1 \div 5$	0.2

Table 10.15

Fig. 10.1 is a histogram from Table 10.15 above.

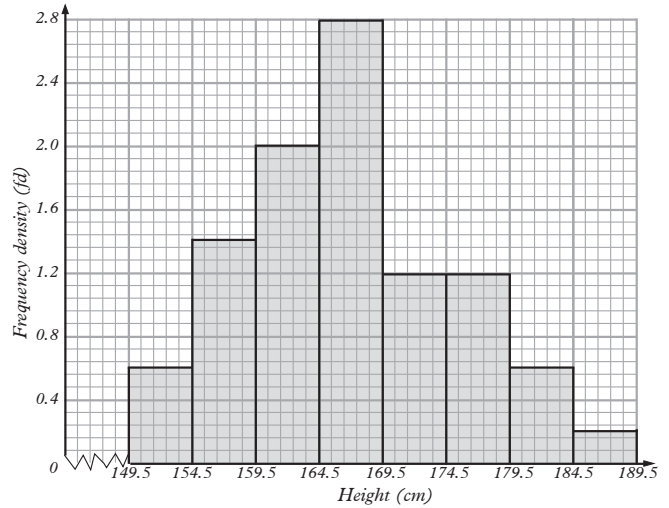


Fig 10.1

A **histogram** (or a **frequency histogram**) is a graph that consists of a series of rectangles:

- drawn on a continuous scale (i.e. no gaps between the rectangles) and
- with areas being proportional to class frequencies. The height of the rectangles are obtained as,  $\frac{f}{w}$ ,  $f$  being the frequency and  $w$  the class width. The value is called **frequency density**.

**Example 10.2**

Represent the data on Table 10.16 on a histogram.

Marks	No. of students
30–39	2
40–49	9
50–59	14
60–69	7
70–79	8
	40

Table 10.16

### Solution

Table 10.17 represents the same data as in Table 10.16, but with the class limits having been changed to class boundaries and the column for the frequency density included.

Marks	No. of students	Frequency density
29.5–39.5	2	0.2
39.5–49.5	9	0.9
49.5–59.5	14	1.4
59.5–69.5	7	0.7
69.5–79.5	8	0.8

Table 10.17

Choose a suitable scale and use it to represent marks on the horizontal axis, indicating all the class boundaries along this axis.

Since the class interval is constant, the rectangles must have the same width.

Fig. 10.2 below shows the required histogram.

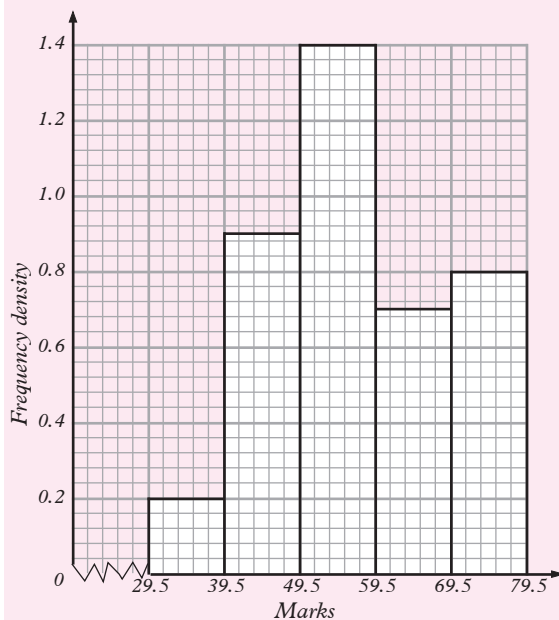


Fig. 10.2

Note that:

- (i) The class boundaries mark the boundaries of the rectangular bars in the histogram.
- (ii) In Fig. 10.2, the horizontal axis is compressed. We put  $\llcorner\llcorner\llcorner$  to show that there is no information being displayed on the lower part of the axis.
- (iii) Where the widths of the rectangles of a histogram are equal (as in Fig. 10.2), the histogram is similar to a bar chart.

Therefore the height of the bars is also proportional to the respective frequencies.

### Example 10.3

In a certain function, the ages of the people present were recorded as shown in Table 10.18.

Age	Frequency
0–2	15
3–5	25
6–12	78
13–20	124
21–34	166
35–60	252
	$\Sigma f = 660$

Table 10.18

Draw a histogram for this data.

### Solution

Remember that in a histogram, the area of each rectangle represents the frequency and the width of a rectangle the class interval. Thus, we get the height of the bar by dividing the frequency by the class interval. This result is known as the frequency density (Table 10.19).

Age	$f$	Height of column (frequency density)
0–2 i.e. 0 and less than 3	15	$15 \div 3 = 5$
3–5 i.e. 3 and less than 6	25	$25 \div 3 = 8.3$
6–12 i.e. 6 and less than 13	78	$78 \div 7 = 11$
13–20 i.e. 13 and less than 21	124	$124 \div 8 = 15.5$
21–34 i.e. 21 and less than 35	166	$166 \div 14 = 11.5$
35–60 i.e. 35 and less than 61	252	$252 \div 26 = 9.7$

Table 10.19

The height of each column (Table 10.19) represents the average number of people in each age group. It is assumed that there is a uniform distribution within the class intervals. Fig. 10.3 shows the required histogram.

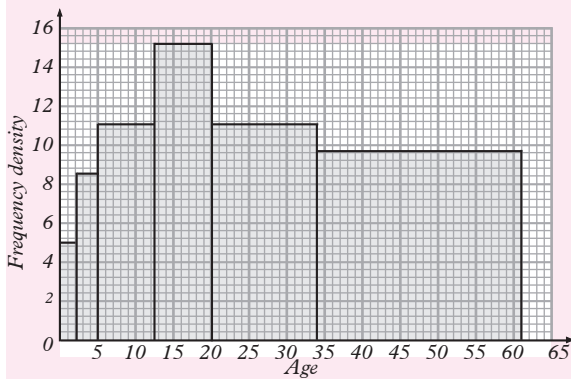


Fig. 10.3

### Exercise 10.2

- Table 10.20 represents the number of patients who attended a mobile clinic grouped by age.

Age	0-5	5-15	15-25	25-45	45-70
F	14	41	59	70	15

Table 10.20

Using a scale of 2 cm to represent 1 unit on y-axis, draw a histogram to represent the distribution.

- In a high altitude weather station, wind speeds were observed for a period of 100 days.

Wind speed	0-19	20-39	40-59	60-79	80-99
Frequency (f)	9	19	22	18	13

Wind speed	100-119	120-139	140-159	160-179
Frequency (f)	11	5	2	1

Table 10.21

Using a scale of 4 cm to represent 1 unit on the y-axis, draw a histogram to represent the distribution.

- Table 10.22 shows the heights to the nearest centimetre of a sample of seedlings in a tree nursery.

Height (cm)	25-30	30-35	35-40
Frequency (f)	9	13	20

Height (cm)	40-45	45-50	50-55
Frequency (f)	15	6	2

Table 10.22

Construct a histogram to represent the distribution.

Who do you think would be interested in a tree nursery project?

To whose benefit would it be?

- Use the data in Table 10.23 and a suitable number of class to make a frequency distribution table.

72	35	49	37	25	25	38	70
63	42	51	40	39	20	35	41
51	39	27	31	38	63	64	72
23	35	46	48	39	56	67	69
31	28	42	51	55	48	37	49

Table 10.23

### 10.2.3 Frequency polygon

Fig. 10.4 shows a frequency polygon obtained using information in Table 10.24 shows the same information that

was in Table 10.3 on page 178 but this time, the **mid-points** or **class mid marks** of the classes are included. Each class mark is obtained as half the sum of the class limits (or boundaries). These class-marks are useful in the construction of the frequency polygons, calculation of the mean and the standard deviation of grouped data.

In order to construct a frequency polygon of a given set of data, we plot the class mid-points against the corresponding frequency densities. Therefore, the class mid-points represent the corresponding class intervals. These mid-points are calculated using class limits as follows:

Class mid-point for :

$$30 - 39 = \frac{30 + 39}{2} = \frac{69}{2} = 34.5$$

$$40 - 49 = \frac{40 + 49}{2} = \frac{89}{2} = 44.5$$

$$50 - 59 = \frac{50 + 59}{2} = \frac{109}{2} = 54.5$$

$$60 - 69 = \frac{60 + 69}{2} = \frac{129}{2} = 64.5$$

$$70 - 79 = \frac{70 + 79}{2} = \frac{149}{2} = 74.5$$

Marks	Mid-points	No. of students = frequency	Frequency density
30-39	34.5	2	0.2
40-49	44.5	9	0.9
50-59	54.5	14	1.4
60-69	64.5	7	0.7
70-79	74.5	8	0.8
		$\Sigma f = 40$	

Table 10.24

When the frequency densities are plotted against the corresponding midpoints and the points joined with straight line segments, we obtain a **frequency polygon** (Fig. 10.4).

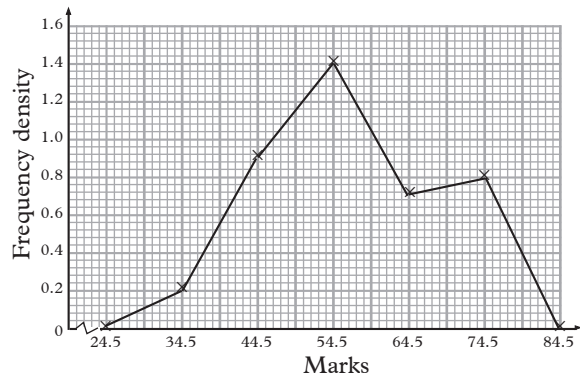


Fig. 10.4

Thus, a **frequency polygon** is a graph in which frequency densities are plotted against class mid-points and the points are joined with straight line segments.

Note that in Table 10.24, the first point given is the mid-point of the first class whose frequency is 2. Normally, it is taken that the previous class (i.e 20 – 29) has frequency 0 (zero). So the graph is extended to the mid-point of this class. Similarly, it is taken that the next class, after the last, has frequency

0 (zero). The graph is also extended to this class. Sometimes, more than one frequency polygon may be drawn on the same axes for purposes of comparing frequency distributions.

**Activity 10.5**

Table 10.25 shows the performance of two quizzes. The maximum possible mark that could be scored was 50.

Mark	S2A (f)	S2B (f)
6 – 10	5	4
11 – 15	6	9
16 – 20	7	10
21 – 25	10	12
26 – 30	12	6
31 – 35	6	4
36 – 40	2	3
41 – 45	1	1
46 - 50	1	1

Table 10.25

- Copy table 10.25 and on it introduce a 4<sup>th</sup> column with the heading “class mid-values”.
- On the same axes and using an appropriate scale on each axis, draw a frequency polygon for each class.
- Explain how you would use these frequency polygons.

From this activity, you should have observed the following:

- A frequency polygon is obtained by plotting class-mid values against the corresponding frequency densities.
- You needed to add another two columns for the frequency density for each set.
- In a frequency polygon, consecutive points must be joined with straight line segments.
- The polygons must be closed as shown in Fig 10.4

Fig 10.5 is the required frequency polygons.

Marks	S2A (f)	S2B (f)	Class mid values	S2A f.d	S2B f.d
6 – 10	5	4	8	1	0.8
11 – 15	6	9	13	1.2	1.8
16 – 20	7	10	18	1.4	2.0
21 – 25	10	12	23	2.0	2.4
26 – 30	12	6	28	2.4	1.2
31 – 35	6	4	33	1.2	0.8
36 – 40	2	3	38	0.4	0.6
41 – 45	1	1	43	0.2	0.2
46 - 50	1	1	48	0.2	0.2

Table 10.26

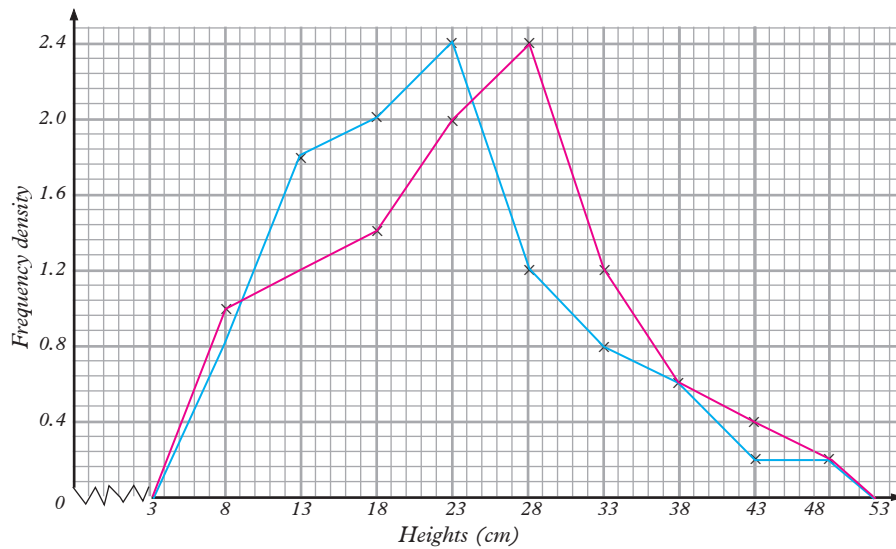


Fig. 10.5

Horizontal scale 1 m represents 5 marks

Vertical Scale 1 cm represents 0.2 (frequency density)

**Key**

— represents S2A

— represents S2B

The trend of the graph shows that S2A is a better performer.

We plot the two points in order to give the starting and the end points of the graph.

**Note:** The frequency of the class below the first class is 0 and the frequency of the class after the last one is also 0.

Otherwise, the polygon would not be closed.

**10.2.4 Pie-chart**

**Activity 10.6**

Consider the data distribution given in table 10.27

56	67	56	55	61	51	52	68
66	59	57	60	46	58	63	52
63	50	64	52	58	53	62	63
47	63	62	68	49	66	55	46
58	45	48	52	55	45	61	65

Table 10.27

Using an appropriate number of classes.

1. Make a frequency distribution table and ensure that all the entries are considered.
2. If each class was to be represented by a sector of an angle, calculate the degree of the sectors representing each class.
3. Construct an accurate pie chart and label it appropriately.
4. In order to construct a pie chart, what other fact did you require?

Since this is a small distribution, five classes are appropriate.

Class	Tally	f	Cf	Boundaries
45 – 49	### //	7	7	44.5 – 49.5
50 – 54	### //	7	14	49.5 – 54.5
55 – 59	### ###	10	24	54.5 – 59.5
60 – 64	### ###	10	34	59.5 – 64.5
65 – 69	### /	6	40	64.5 – 69.5

Table 10.28

1. Introduce the cumulative frequency of column just to confirm that you have the correct distribution total.
2. On the frequency table, I have introduced the class boundaries column as a reminder that there should be no gaps in the pie chart.

According to the frequencies the angles of the sectors should be as follows:

Class	f	Fraction	Angle at centre
45 – 49	7	$\frac{7}{40}$	$\frac{7}{40} \times 360 = 63^\circ$
50 – 54	7	$\frac{7}{40}$	$\frac{7}{40} \times 360 = 63^\circ$
55 – 59	10	$\frac{10}{40}$	$\frac{10}{40} \times 360 = 90^\circ$
60 – 64	10	$\frac{10}{40}$	$\frac{10}{40} \times 360 = 90^\circ$
65 – 69	6	$\frac{6}{40}$	$\frac{6}{40} \times 360 = 54^\circ$

Table 10.29

To draw the pie chart, the circle should be not too small and not too big.

Fig. 10.6 is the required chart.

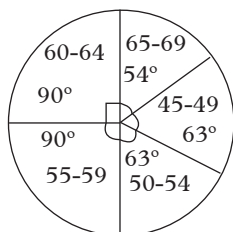


Fig. 10.6

To draw an accurate pie chart, you need to be aware that we consider the class boundaries rather than the class limits even though you need not mark them.

A pie-chart is a graph or a diagram in which different proportions of a given data distribution is represented by sectors of a circle.

Since the diagram is a circle, it is looked at as a circular ‘pie’, hence the name pie chart.

**Example 10.4**

Table 10.30 shows grades scored by 15 candidates who sat for a certain test.

Grade	A	B	C	D	E
No. of candidates	2	5	4	1	3

Table 10.30

Draw a pie chart for this data.

**Solution**

Work out the fractions of the number of candidates who scored each grade. For example, for grade A, we have  $\frac{2}{15}$ .

Since the angle at the centre of a circle is  $360^\circ$ , we calculate the angle to represent grade A as  $\frac{2}{15}$  of  $360^\circ$  i.e.  $\frac{2}{15} \times 360^\circ = 48^\circ$ .

A is represented by an angle of  $48^\circ$  on the pie chart.

Table 10.31 shows all the angles.

Grade	No. of candidates	Fraction of total	Angle at centre of circle
A	2	$\frac{2}{15}$	$\frac{2}{15} \times 360^\circ = 48^\circ$
B	5	$\frac{5}{15}$	$\frac{5}{15} \times 360^\circ = 120^\circ$
C	4	$\frac{4}{15}$	$\frac{4}{15} \times 360^\circ = 96^\circ$
D	1	$\frac{1}{15}$	$\frac{1}{15} \times 360^\circ = 24^\circ$
E	3	$\frac{3}{15}$	$\frac{3}{15} \times 360^\circ = 72^\circ$

Table 10.31



Fig. 10.7 shows the required pie chart.

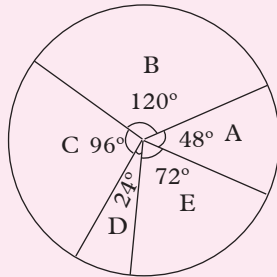


Fig. 10.7

**Note:**

1. Usually, there are no numbers on a pie chart.
2. The sizes of the sectors give a comparison between the quantities represented.
3. The order in which the sectors are presented does not matter.
4. Sectors may be shaded with different patterns (or colours) to give a better visual impression.

**Example 10.5**

In a school, 320 students are in Senior 1, 200 students in Senior 2, 160 students are in Senior 3 and 120 students in Senior 4. Draw a pie chart to display the information.

**Solution**

*Step I*

Find the angles that represent each item (class).

$$\text{Angles} = \text{Fraction of that item} \times 360^\circ$$

The total number of students in the school is;

$$320 + 200 + 160 + 120 = 800 \text{ students}$$

$$\text{Angle} = \text{Fraction of class in the school} \times 360^\circ$$

$$\text{Angle for } S1 = \frac{320}{800} \times 360^\circ = 144^\circ$$

$$\text{Angle for } S2 = \frac{200}{800} \times 360^\circ = 90^\circ$$

$$\text{Angle for } S3 = \frac{160}{800} \times 360^\circ = 72^\circ$$

$$\text{Angle for } S4 = \frac{120}{800} \times 360^\circ = 54^\circ$$

*Step II*

Use a protractor to measure and draw the angles in the pie chart as shown in Fig. 10.8

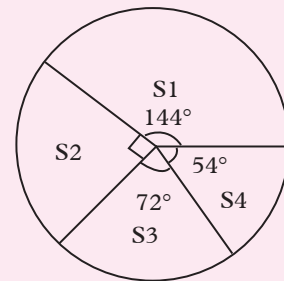


Fig. 10.8

**Exercise 10.3**

1. Table 10.32 shows masses of 100 students at St. Augustin's College.

Student	Mass (kg)	No. of students
A	58–62	4
B	63–67	19
C	68–72	40
D	73–77	35
E	78–82	2
		100

Table 10.32

- (a) Represent this distribution in a pie chart.
  - (b) Draw a histogram for this data.
2. Table 10.33 shows marks in a mathematics test for some 80 pupils at St. Peter's Primary School.

	Marks	No. of pupils
A	50 – 53	1
B	54 – 59	2
C	60 – 62	9
D	63 – 68	11
E	69 – 74	13
F	75 – 80	22
G	81 – 85	8
H	86 – 90	7
I	91 – 99	7

Table 10.33

- (a) Represent this distribution in a pie chart.
  - (b) Draw a histogram for this data.
3. In a village, 25% of the people are male adults, 30% are female adults while the rest are children.
- (a) Draw a pie chart to represent the above information.
  - (b) If the same village consists of a population of 950 000, find how many children are there?
  - (c) If three quarters of the male adults are married, each having only one wife from the same village, find how many female adults are not married?
4. Table 10.34 shows masses, to the nearest kg of 100 students, who were picked at random, in St. Emmanuel Secondary School.

Mass (kg)	No. of students
25 – 34	2
35 – 44	9
45 – 54	10
55 – 59	12
60 – 64	16
65 – 69	20
70 – 79	13
80 – 89	4
90 – 104	2

Table 10.34

Draw an histogram represent this information.

5. The pie chart in Fig. 10.9 shows students taking different courses at the university.

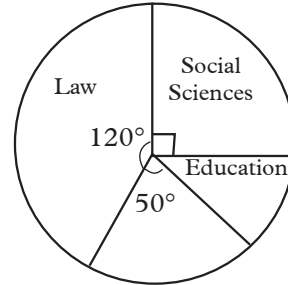


Fig. 10.9 A pie chart

- (a) If 240 students take law, find the total number of students in the university.
  - (b) If 65% of education students take education in arts, find how many take education in science.
6. Draw a frequency polygon using the data in
- (a) Question 1 Table 10.32
  - (b) Question 2 Table 10.33
  - (c) Question 4 Table 10.34

### 10.2.5. Cumulative frequency table and graph

A cumulative frequency table of a continuous variate gives the frequency of observations that fall below the upper end point of each class interval. The cumulative frequency table is formed from the individual frequencies by adding them up, getting a sum of frequencies at the end of each class. Consider the following:

Table 10.35 represents times measured to the nearest second, taken by some 30 students to complete a timed quiz.

Time (s)	f	Cumulative frequency (cf)
35 – 39	1	Up to 39 : 1
40 – 44	7	Up to 44 : 8
45 – 49	11	Up to 49 : 19
50 – 54	4	Up to 54 : 23
55 – 59	2	Up to 59 : 25
60 – 64	2	Up to 64 : 27
65 – 69	2	Up to 69 : 29
70 – 74	1	Up to 74 : 30

Table 10.35

Numbers in the last column of this table are called **cumulative frequencies**, denoted as **cf**.

The clarification in the third column is normally not included in the cumulative frequency table.

**Activity 10.7**

- Copy and complete Table 10.36 below.

Height (cm)	Tally	f	cf	Class boundaries
150 – 154	////			
155 – 159	### //			
160 – 164	### ###			
165 – 169	### ### ////			
170 – 174	### /			
175 – 179	### /			
180 – 184	///			
185 - 189	/			

Table 10.36

- Cumulative frequency diagram (graph). To draw a cumulative frequency diagram, we use the information in the last two columns i.e. we plot the cumulative frequencies against the corresponding upper class boundaries.
- By choosing an appropriate scale
  - Mark the cumulative frequency (cf) on the vertical axis.
  - Mark the class boundaries on the horizontal axis.
  - Plot cf against the boundaries.
  - Join the points with a smooth curve.
  - The cumulative frequency at the beginning of the first class to be zero, the first point on your graph must be on the horizontal axis.
- From your graph, find the height when  $cf = 24.5$

From the activity, your completed table should look like Table 10.37 below.

Height (cm)	Tally	f	Cf	Class boundaries
150 – 154	////	3	3	149.5 – 154.5
155 – 159	### //	7	10	154.5 – 159.5
160 – 164	### ###	10	20	159.5 – 164.5
165 – 169	### ### ////	14	34	164.4 – 169.5
170 – 174	### /	6	40	169.5 – 174.5
175 – 179	### /	6	46	174.5 – 179.5
180 – 184	///	3	49	179.5 – 184.5
185 - 189	/	1	50	184.5 – 189.5

Table 10.37

Fig 10.10 shows the cumulative frequency diagram for the data in Table 10.37

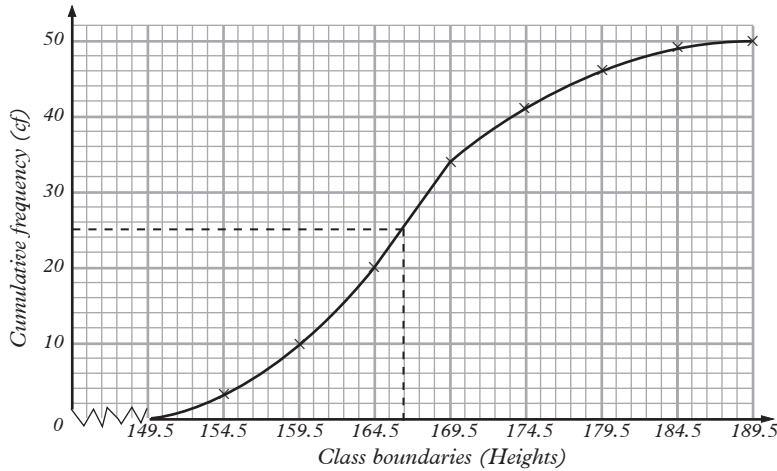


Fig. 10.10

Note that 25 on the cf scale represents the median position, while 166 cm is the corresponding value on the height axis or scale. Therefore, 166 cm must represent the median height of the distribution. Thus, we can use **cumulative frequency graph** to estimate **the median** of a **grouped distribution**.

**Example 10.6**

Table 10.38 represents the age of a group of voters in a certain polling station.

Age	20-29	30-39	40-49	50-59
No. of people	45	65	180	195

Age	60-69	70-79	80-89
No. of people	100	30	15

Table 10.38

- (a) Construct a cumulative frequency (cf) table
- (b) Draw a cumulative frequency (cf) graph and use it to estimate the median age.

**Solution**

- (a) Table 10.39 shows the required frequency table.

Age	f	cf
20 – 29	45	45
30 – 39	65	110
40 – 49	180	290
50 – 59	195	485
60 – 69	100	585
70 – 79	30	615
80 - 89	15	630

Table 10.39

- (b) To draw the cumulative frequency curve, we need class boundaries so we introduce a 4<sup>th</sup> column in the cf table for the boundaries.

Age	f	cf	Class boundaries
20 – 29	45	45	19.5 – 29.5
30 – 39	65	110	29.5 – 39.5
40- 49	180	290	39.5 – 49.5
50 – 59	195	485	49.5 – 59.5
60 – 69	100	585	59.5 – 69.5
70 – 79	30	615	69.5 – 79.5
80 - 89	15	630	79.5 – 89.5

Table 10.40

Since the sample size is 630, the median position is between 315 and 316 i.e. 315.5  
 Thus, when  $cf = 315.5$   
 $Age = 50.8$  yrs  
 the median age = 50.8 years

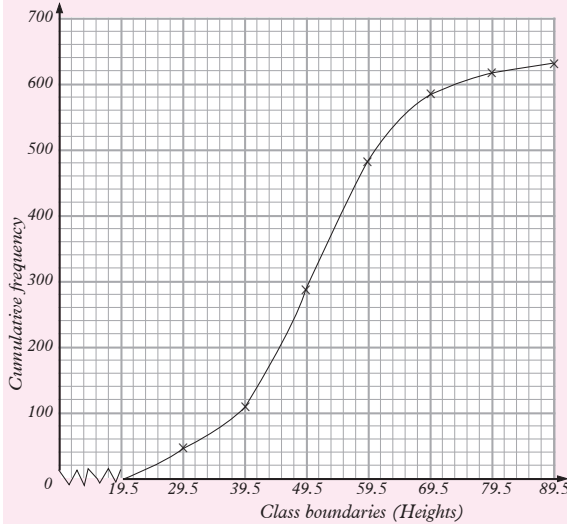


Fig. 10.11

**Exercise 10.4**

1. Table 10.41 shows the ages of a group of people at a birthday party.

Age	0 – 4	5 – 9	10 – 14	15 – 19	20 – 24
F	1	4	6	7	10
Age	25 – 29	30 – 34	35 – 39	40 – 44	45 – 49
F	12	6	2	1	1

Table 10.41

Use this information to draw a cumulative frequency graph and use it to determine the mean age.

2. The lengths of some pea pods were measured to the nearest mm and recorded as in Table 10.42. Choose a suitable number of class to put the data into a grouped frequency table. Hence, represent the data in a cumulative frequency graph.

71	92	88	52	73	84	73	73	82
66	85	78	63	90	76	89	53	77
68	59	55	80	79	91	86	75	60
93	76	84	83	62	86	70	65	72

Table 10.42

3. A survey was conducted to assess how much money a particular group spent per week. The data in Table 10.43 was obtained. Make a grouped frequency table using classes 110–119, 120 – 129 and so on. Use your table to construct a cumulative graph and use it to estimate the median amount to the nearest unit.

160	161	197	122	161
153	170	153	130	187
192	185	144	116	141
161	140	174	157	149
154	152	163	147	159
132	153	187	196	180
169	155	143	181	185
198	199	146	150	147
140	141	145	149	164
111	183	112	179	144
124	147	164	118	130
138	183	134	150	149
157	177	154	152	181
152	165	130	162	178

Table 10.43

**10.3 Measures of central tendency**

In unit 8 of S1, we defined measures of central tendency, and found them using ungrouped data.

Measures of central tendency include the **mean, median, mode** and **range**. We will look at each one of them separately. The measures of central tendencies are used to show the **trends** and **patterns** of

any given data. For example, in a class of 40 students, given the individual mass (kg) of each student, we can calculate the average mass (mean mass), the median mass, the most common mass and the difference between the highest and the lowest mass. This will help us to analyse the mass of the students and possibly make some important decisions based on the analysis.

### 10.3.1 Arithmetic mean

This is one of the measures of the centre of a set of observations. You have already learnt that for ungrouped data, the sum of the observations divided by the number of observations gives the mean. Inclusion of any extreme value in a set of observations alters the mean significantly since the mean uses the actual values of the observations.

To find the mean of grouped data we must look for suitable values to represent the class intervals since mean involves multiplication of numbers.

The best representative of a class interval is the class **mid-value** or **class centre**. We act as if all the observations in a class are equal in value to the class centre.

We act as if all the observations in a class are equal in value to the class centre.

#### Activity 10.8

1. Obtain the masses to the nearest kg of all the members of your group.
2. Calculate the mean mass of your group.
3. Through the secretary of the group, obtain the masses of all the other groups of the class.

4. Now, calculate the mean mass of the whole class.
5. Determine a suitable number of classes, and use it to determine the class size.
6. Make a frequency distribution table for the masses.
7. On your frequency distribution table, add another two columns i.e. one for the class mid values ( $x$ ) and another one for the product of the frequencies ( $f$ ) and the corresponding class mid values ( $x$ ) i.e.  $fx$ .
8. Find the sum of the products above.
9. Divide the sum in (8) above by the number of students in the class whose masses you have worked with.
10. How does your answer in (9) above compare with the answer obtained in (2) above.

In Activity 10.8, you should have observed the following:

1. Unless any group made an error, in their calculations, the mean mass of the class should be the same.
2. Your frequency distribution tables will depend on the number of groups chosen. Similarly the results of number 6 to 8 will depend on the number of groups.
3. The result of  $\Sigma fx \div \Sigma f$  should be approximately equal to the mean mass found earlier. Can you explain why the two answers should differ?
4. The answers to part (8) and part (9) in the activity represent the same measure i.e. the mean mass

of the students in your class. Any discrepancy would be as a result of the approach used.

Calculating the mean of grouped data.

- i. Determine the class mid values ( $x$ )
- ii. Find  $\Sigma(fx)$
- iii. Find  $\Sigma(fx) \div \Sigma f$
- iv. State mean  $\bar{x} = \frac{\Sigma(fx)}{\Sigma f}$

**Example 10.7**

The heights of a sample of 10 city buildings are given in Table 10.44 below.

Height (m)	11.5–16.5	16.5–21.5	21.5–26.5	26.5–31.5
Frequency	2	5	2	1

Table 10.44

Use the table to calculate the mean height of the buildings.

**Solution**

We need to introduce a new row for class centres ( $x$ ) and another row for the products of the frequencies and class – centres ( $fx$ ) as shown in Table 10.45.

Heights (m)	11.5 – 16.5	16.5 – 21.5	21.5 – 26.5	26.5 – 31.5
$f$	2	5	2	1
$x$	14	19	24	29
$fx$	28	95	48	29

Table 10.45

$$\begin{aligned} \text{The mean height} &= \frac{\text{sum of } fx}{\text{sum of frequencies}} \\ &= \frac{\Sigma fx}{\Sigma f} \end{aligned}$$

$$\begin{aligned} &= \frac{(28+95+48+29)}{10} \\ &= \frac{200}{10} = 20 \end{aligned}$$

The mean height of the city buildings is 20 m.

**Example 10.8**

Table 10.46 shows the distribution of the average mathematics marks scored by 40 students in the end of year examination.

Marks	1-20	21-40	41-60	61-80	81-100
Frequency	2	4	19	12	3

Table 10.46

Find the mean mark

**Solution**

Organise the data in a frequency table 10.47 as shown.

Average marks	Mid point ( $x$ )	Frequency ( $f$ )	$fx$
1 – 20	10.5	2	21
21 – 40	30.5	4	122
41 – 60	50.5	19	959.5
61 – 80	70.5	12	846
81 – 100	90.5	3	271.5
		$\Sigma f = 40$	$\Sigma fx = 2220$

Table 10.47

$$\begin{aligned} \text{Mean} &= \frac{\Sigma f x}{\Sigma f} = \frac{2220}{40} \\ &= 55.5 \text{ marks} \end{aligned}$$

**Exercise 10.5**

1. The masses (kg) of a group of children between the ages of 6 months to 11 months are tabulated below. (Table 10.48).

Mass(kg)	6-7	7-8	8-9	9-10	10-11
f	5	11	18	8	5

Table 10.48

Calculate the mean mass.

2. The frequency distribution table (Table 10.49) relates to the lengths of sentences in a book.

No. of words	1 - 5	6 - 10	11 - 15
Frequency	10	21	28
Number of frequency	16 - 20	21 - 25	26 - 30
	17	17	7

Table 10.49

Calculate the mean number of words.

3. Using the results of mathematics examination for the end of year 2013 in your class:
- (a) Calculate the mean mark for the class.
- (b) Using class intervals of 1 – 10, 10 – 20, form a frequency distribution table and use it to calculate the mean mark.
- (c) Compare the two answers that you have obtained in (a) and (b) above. Comment on them.

4. A company's monthly wage bill in FRW is distributed as in the Table 10.50 below.

Monthly wages FRW	500 - 700	700 - 900	900 - 1100	1100 - 1300	1300 - 1500
Number of people	110	350	20	15	15
	1500 - 1700	1700 - 1900	1900 - 2100	2100 - 2900	2900 - 5100
	4	0	10	5	1

Table 10.50

Calculate the mean wage of the group.

5. In each of the following distributions, find the arithmetic mean.

(a)

x	52	53	54	55	56	57	58	59	61
f	1	2	2	3	5	7	6	3	1

Table 10.51

- (b) 53, 51, 53, 54, 55, 57, 60, 61, 61, 65

6. Table 10.52 shows marks out of 100 for 40 students in a mathematics test. Make a frequency distribution table with class intervals 20 – 24, 25 – 29.... Calculate the mean mark in the test.

70	38	25	25	37	49	35	72
41	35	20	39	40	51	42	63
72	64	63	38	31	27	39	51
69	67	56	39	48	46	35	23
49	37	48	55	51	42	28	41

Table 10.52

7. The heights of some 44 students were grouped as in Table 10.52.

Height (cm)	146-150	151-155	156-160	161-165
No. of students	2	5	16	9
Height (cm)	166-170	171-175	176-180	
Number of students	9	2	1	

Table 10.53

Calculate the mean height.



### Finding the mean using the assumed mean

When finding the mean of a set of large numbers, it is possible to reduce the amount of computation involved. This is done by reducing each entry of the set by subtracting a constant number so that we work with smaller figures. Below is an explanation of the method including an example.

Consider the following distributions (Table 10.54).

A:	$x$	45	47	48	49	50
	$f$	1	2	2	3	2

B:	$x$	75	77	78	79	80
	$f$	1	2	2	3	2

C:	$x$	5	7	8	9	10
	$f$	1	2	2	3	2

Table 10.54

Confirm that the means of these distributions are as follows:

Mean of distribution A is  $48 \cdot 2$

Mean of distribution B is  $78 \cdot 2$

Mean of distribution C is  $8 \cdot 2$

Notice that distribution B is obtained by adding 30 to each of the values in distribution A. Similarly, distribution C is obtained by subtracting 40 from each of the values in distribution A.

Now look at their means.

Adding 30 to the mean of distribution A gives the mean of distribution B. Subtracting 40 from the mean of distribution A gives the mean of distribution C.

In general:

If a constant  $A$  is added to or subtracted from each value in a distribution, the mean of the new distribution equals the mean of the old distribution plus or minus the same constant  $A$ . This constant is referred to as a **working mean** or an **assumed mean**.

The assumed mean may be used to make work easier and quicker when finding the mean of a distribution, especially if the values are large.

#### Example 10.9

Find the mean of 105, 107, 108, 109, 113.

#### Solution

Step 1:

Choose a reasonable assumed mean. You do this by looking at the values and seeing that they range from 105 to 113. The true mean will lie roughly halfway between these values. Thus, a reasonable working mean may be 109.

Step 2:

Subtract the assumed mean, 109, from each of the values to obtain the new distribution

$-4, -2, -1, 0, 4$ .

This is a distribution of differences from the assumed mean known as **deviations**.

Step 3:

Calculate the mean of the new distribution (i.e. **mean of deviations** from the assumed mean).

$$\begin{aligned} \text{Mean of deviations} &= \frac{-4 + -2 + -1 + 0 + 4}{5} \\ &= \frac{-3}{5} = -0.6 \end{aligned}$$

**Step 4:**

To obtain the true mean, add the assumed mean to the mean of deviations. Thus:

$$\text{True mean} = 109 + (-0.6) = 108.4$$

Check:

Mean of the original values is

$$\frac{105 + 107 + 108 + 109 + 113}{5} = \frac{542}{5} = 108.4$$

$$\text{Mean of deviations} = \frac{\sum fd}{\sum f} = \frac{15}{30} = 0.5$$

$$\begin{aligned} \therefore \text{mean mass, } x &= 56 + 0.5 \\ &= 56.5 \text{ kg} \end{aligned}$$

From the example 17.10, we see that:

Using an assumed mean,  $A$ , the formula for finding the mean,  $\bar{x}$ , of a distribution is

$$\bar{x} = A + \frac{\sum f(x - A)}{\sum f} \text{ or } A + \frac{\sum fd}{\sum f}$$

**Example 10.10**

A farmer weighed the pigs in his sty and found their masses to be as in Table 10.55.

Mass (kg)	52	53	54	55	56	57	58	59	60
Frequency	1	2	2	3	5	7	6	3	1

Table 10.55

Using an appropriate assumed mean, find the mean mass of the pigs.

**Solution**

We use a working mean  $A = 56$ .

The working is tabulated as in table 10.56.

Mass, $x$ (kg)	Deviation $d = x - A$	$f$	$fd$
52	-4	1	-4
53	-3	2	-6
54	-2	2	-4
55	-1	3	-3
56	0	5	0
57	1	7	7
58	2	6	12
59	3	3	9
60	4	1	4
		$\sum f = 30$	$\sum fd = 15$

Table 10.56

**Recall:**

If the given data is in a grouped frequency distribution, we use mid-interval values, i.e. class mid-points as the values of  $x$ .

**Exercise 10.6**

- Using an appropriate assumed mean, find the mean of each of the following groups of values.
  - 178, 179, 183, 185, 186, 199
  - 66.4, 67.8, 69.2, 70.0, 71.3
  - 15.40, 16.20, 17.00, 17.80, 19.60, 20.40, 21.20, 22.00
  - 221 cm, 229 cm, 227 cm, 226 cm, 220 cm, 221 cm, 228 cm, 225 cm, 220 cm, 223 cm.
- Table 10.57 shows the marks (out of 50) obtained by 28 students of a certain school in an aptitude test.

Marks	38	39	40	41	42	43	44
Frequency	2	4	6	5	5	4	2

Table 10.57

Use the method of working mean to find the mean mark.

3. Table 10.58 shows the masses, to the nearest kilogram, of 40 form 4 students picked at random.

Mass (kg)	47	52	57	62	67	72	77
Frequency	2	5	16	9	5	2	1

Table 10.58

Calculate the mean mass, using an appropriate assumed mean.

4. Table 10.59 shows the grouping by age of students in a certain polytechnic.

Age group	18.5	19.5	20.5
Number in group	3	6	10
Age group	21.5	22.5	23.5
Number in group	16	13	2

Table 10.59

Calculate the mean age of the students, to the nearest year.

5. An agricultural researcher measured the heights of a sample of plants and recorded them as in Table 10.60. Using an appropriate working mean, find the mean height of the plants.

Height in cm	25.5	35.5	45.5	55.5
Number of plants	2	5	7	9
Height in cm	65.5	75.5	85.5	95.5
Number of plants	11	8	5	3

Table 10.60

### 10.3.2 Mode

The mode is another measure of the centre of a set of observations. The mode of a discrete variate is that value of the variate, which **occurs most frequently**. For example, in a distribution such as 3, 4, 4, 4, 5, 5, 5, 33, 38, 40, which

represents ages of group of people at a birthday party, the mode is 4 years. This is the mode of this ungrouped data.

In a **grouped data** it is not possible to find by observation a single most frequent value. So, we define a modal class. Thus, a modal class of a grouped data with equal intervals is the class that contains the highest **frequency**. For example look at the distribution in table 10.61.

Quantity	18-19	19-20	20-21	21-22	22-23	23-24
f	3	6	10	16	13	2

Table 10.61

The group with the highest number of people is **21 – 22** with a frequency of 16.

Therefore, **21 – 22** is the **modal class**.

Below is an alternative way of stating the formula.

As observed earlier, the mode of a grouped data can only be estimated. There are two formulae that can be used, although the procedure has slight discrepancy in the answer. We use the following variables in the formulae:

L: the lower limit of the modal class

$f_m$ : the modal frequency

$f_1$ : the frequency of the immediate class below the modal class

$f_2$ : the frequency of the immediate class above the modal class

w: modal class width

$$\text{Mode} = L + \frac{f_m - f_1}{(f_m - f_1) + (f_m - f_2)} \times w$$

$$\text{i.e. mode} = L + \left( \frac{f_m - f_1}{(2f_m - f_1 - f_2)} \right) w$$

Using table 10.61 above

$$L = 20.5$$

$$f_m = 16$$

$$f_1 = 10$$

$$f_2 = 13$$

$$W = 2$$

$$\begin{aligned} \text{Mode} &= 20.5 + \left( \frac{f_m - f_1}{(2f_m - f_1 - f_2)} \right) W \\ &= 20.5 \left( \frac{16 - 10}{2 \times 16 - 10 - 13} \right) 2 \\ &= 20.5 + \left( \frac{6}{32 - 23} \right) 2 \\ &= 20.5 + \frac{6}{9} \times 2 \\ &= 20.5 + \frac{4}{3} \\ &= 21.83 \end{aligned}$$

$$\text{Mode} = 21.83$$

Below is the alternative way of stating the formulae

$$\text{Mode} = L + \left( \frac{t_1}{t_1 + t_2} \right) i$$

where:

$L$  – is the lower limit of the modal class.

$t_1$  – is the difference between the modal frequency and the frequency of the lower class.

$t_2$  – is the difference between the modal frequency and the frequency of the upper class.

$i$  – is the class size or the class interval.

### Example 10.11

The following frequency distribution table (Table 10.62) shows the mass in kilograms of 100 athletes who participated in a Marathon competition in Rwanda.

Mass (kg)	40 - 44	45 - 49	50 - 54	55 - 59
Frequency	10	7	8	11
Mass (kg)	60 - 64	65 - 69	70 - 74	75 - 79
Frequency	20	25	10	9

Table 10.62

Find the mode.

### Solution

Modal class: 65 – 69

$$L = \frac{65 + 64}{2} = 64.5$$

$$t_1 = 25 - 20 = 5$$

$$t_2 = 25 - 10 = 15$$

$$i = 44.5 - 39.5 = 5$$

Therefore:

$$\begin{aligned} \text{Mode} &= L + \left( \frac{t_1}{t_1 + t_2} \right) i \\ &= 64.5 + \left( \frac{5}{5 + 15} \right) 5 = 65.75 \text{ kg} \end{aligned}$$

### 10.3.3 The range

As we have already learnt in earlier sections of this unit, the range of a set of observations is the difference between the largest and the smallest observations in a set.

$$\text{Range} = \frac{\text{Highest Value}}{\text{Value}} - \frac{\text{Lowest Value}}{\text{Value}}$$

The range is a measure of variability, which uses only two of the observations in a set. It ignores the pattern of distribution in between the largest and the smallest value.

**Exercise 10.7**

1. Find the mode and the range of the following data:
  - (a) 15, 25, 18, 16, 25, 19, 18, 25, 16, 19, 25.
  - (b) 1, 9, 22, 16, 15, 28, 9, 14, 16, 9, 28
  - (c) 28, 7, 28, 17, 7, 19, 15, 7, 28, 7, 15, 18, 7.
2. (a) Find the value of  $x$  so that the mode of the following data is 37: 12, 33, 37, 18, 19, 37,  $x$ , 33, 12, 33, 18, 37. What is the range?  
 (b) What will be the new mode if one of the 37 after  $x$  is replaced by 33?
3. Find the mode and the range of the following data: 28, 22, 21, 29, 12, 13, 18, 22, 14, 16, 28, 29, 13, 28, 22, 14, 22, 16, 19, 16, 15, 18, 22, 29.
4. Find the mode of the scores in a Mathematics exam which were recorded as shown in table 10.63:

Class mark	50	55	60	65	70	75
Frequency	23	30	12	15	10	10

Table 10.63

5. Table 10.64 shows the findings on the amount of pocket money spent by 50 students in a school per month. The amounts are in Rwandan Francs.

49	55	22	27	30	27	25	27	30	42
40	13	24	38	10	24	30	33	17	29
10	50	18	34	15	40	13	32	36	32
27	35	17	41	18	36	29	41	35	51
29	27	44	43	32	29	54	14	43	34

Table 10.64

Make a frequency table with the classes of 1 – 10, 11 – 20, 21 – 30, ... and use it to determine the mode.

**10.3.4 The median**

Remember, when numbers are arranged in ascending or descending order, the middle number or the average of the two middle numbers is called the **median**. Consider the following example.

The height in cm of a sample of 11 seedlings in a demonstration farm are 168, 163, 165, 171, 169, 161, 159, 166, 163, 170, 159.

If we rank the heights from the shortest to the highest, we obtain 159, 159, 161, 164, 163, 165, 166, 168, 169, 170, 171.

We can use one height in this set to represent the set. The representative figure or the observation we choose should say something about the values in the set. In our example, we will choose an observation that has as many observations below it as above it. The value taken by this observation is called the **median**.

The median,  $M$ , of a set of observations is the middle one of the ranked quantities. In the rank order of the heights, the value 165 has 5 observations below it and five above it.

Therefore, the median of the heights 159, 159, 161, 163, 164, **165**, 166, 168, 169, 170, 171 is 165.

When the number of observations,  $N$ , is odd, there is a unique middle observation, in the position.

$\frac{1}{2}(N + 1)$  of the rank order. Suppose we had a 12<sup>th</sup> height i.e. 174 cm.

The rank order would be 159, 159, 161, 163, 165, 166, 168, 169, 170, 171, 174.

In the new order, if we take median = 165, there will be 5 entries below it and six above it.

If we take median = 166, there will be 6 entries below it and 5 above it. So neither 165 nor 166 can be the **median**.

The accepted rule when  $N$  is **even** is to place the median midway between the two middle observations, in this case between the sixth and the seventh.

Therefore the median height

$$= \frac{165 + 166}{2}$$

$$= \frac{331}{2}$$

$$= 165.5 \text{ cm}$$

Thus:

The median  $M$  of a set of  $N$  observations, which have been ranked in order of size is equal to the value taken by the middle  $[\frac{1}{2}(N + 1)]^{\text{th}}$  position when  $N$  is odd. When  $N$  is even,  $M$  is half the sum of the values of the two middle observations i.e. the  $\frac{1}{2}N^{\text{th}}$  and  $[\frac{1}{2}(N + 1)]^{\text{th}}$

Note that median is a measure that ignores the actual sizes of the observations except those in the middle of the rank.

## Median of grouped data

### Activity 10.9

1. Research from reference books and the internet the formula for calculating the median of grouped data.
2. Collect the heights of your group members to the nearest cm.
3. Through your group leader obtain the heights of the other groups so that every group has the heights of the whole class.
4. Find range of the heights of the class.
5. Use the data to make a frequency distribution table, using an appropriate group size.
6. On your table, add a column for the cumulative frequency, cf
7. Use the cumulative frequency table to find and state the median class.
8. Does your answer agree with other groups? If your answer is no, explain why.

To estimate the median of grouped data, we use the same principle as we used for ungrouped data. The assumption is that the data values in the median class are equally spread out in the class.

The following is a formula that is used to estimate the median value. In the formula, the variables used in the formula are defined as was the case in the estimation of the mode.

The median of grouped data is given by:

$$\text{median} = L + \left( \frac{\frac{N+1}{2} - cf}{f_m} \right) i \text{ if } N \text{ is odd.}$$

where;

L – lower class boundary of the median class.

N – total frequency.

cf– the cumulative frequency of class before median class.

$f_m$  – frequency of the median class.

i – the class interval of the median class.

If N is even, we use the above formula with

$\frac{N}{2}$  and with  $\frac{N+2}{2}$  then get the average of the two values obtained.

### Example 10.12

The time taken by 38 students to work out a puzzle were recorded as in Table 10.65 below.

Time in minutes	5 - 9	10 - 14	15 - 19
No. of Students	3	5	8
	20 - 24	25 - 29	30 - 34
	12	6	4

Table 10.65

Estimate the median time.

### Solution

Prepare a column for cumulative frequency as shown in Table 10.66.

Time in minutes	f	cf
5 - 9	3	3
10 - 14	5	8
15 - 19	8	16
20 - 24	12	28
25 - 29	6	34
30 - 34	4	38
	$\Sigma f =$ 38	

Table 10.66

In this example N = 38.

The median is the value between the  $\left(\frac{38}{2}\right)^{\text{th}}$  and the  $\left(\frac{40}{2}\right)^{\text{th}}$  value i.e between the 19<sup>th</sup> and the 20<sup>th</sup> values.

The median class is therefore 20 – 24.

L = 19.5; N = 38; cf = 16;  $f_m$  = 12; i = 5

$$= L + \left( \frac{\frac{N+2}{2} - cf}{f_m} \right) i \text{ since } N \text{ is even.}$$

$$= 19.5 + \frac{\frac{38}{2} - 16}{12} \times 5$$

$$= 19.5 + \left( \frac{19 - 16}{12} \right) \times 5$$

$$= 20.75 \text{ min}$$

$$\text{and } L + \left( \frac{\frac{N+2}{2} - cf}{f_m} \right) i$$

$$= 19.5 + \left( \frac{\frac{38+2}{2} - 16}{12} \right) \times 5$$

$$= 19.5 + \left( \frac{\frac{40}{2} - 16}{12} \right) \times 5$$

$$= 19.5 + \frac{4}{12} \times 5$$

$$= 19.5 + 1.66$$

$$= 21.16$$

$$\cong 21.17$$

$$\therefore \text{The median} = \frac{20.75 + 21.17}{2}$$

$$= \frac{41.92}{2}$$

$$= 20.96$$

**Example 10.13**

Table 10.67 shows the length of 47 seedlings in a tree nursery.

Length (cm)	10 – 13	14 – 17	18 – 21	22 – 25
No. of stems (f)	3	6	8	12
Length (cm)	26 – 29	30 – 33	34 – 37	
No. of stems (f)	10	6	2	

Table 10.67

Calculate: (a) median (b) the mode

**Solution**

We need to prepare the column of cumulative frequency in table 10.68 below.

Lengths cm	Frequency	cf
10 – 13	3	3
14 – 17	6	9
18 – 21	8	17
22 – 25	12	29
26 – 29	10	39
30 – 33	6	45
34 – 37	2	47
	$\Sigma f = 47$	

Table 10.68

(a) Median position =  $\frac{47+1}{2} = 24^{\text{th}}$  position

Median class is 22 – 25

$L = 21.5, c_b = 17, f_m = 12$  and  $i = 4$ .

$$\text{Median} = L + \frac{\frac{N+1}{2} - c_b}{f_m} \times i$$

$$\begin{aligned} \text{Median} &= 21.5 + \frac{\frac{47+1}{2} - 17}{12} \times 4 \\ &= 21.5 + \frac{7}{12} \times 4 \end{aligned}$$

$$\begin{aligned} &= 21.5 + 2.3 \\ &= 23.8 \text{ cm} \end{aligned}$$

b) In a grouped, data the mode is given by:

$$\text{Mode} = L + \left( \frac{t_1}{t_1 + t_2} \right) i$$

In this example:

The modal class is 22 – 25. It has the highest frequency of 12.

$$L = 21.5, t_1 = 12 - 8 = 4$$

$$t_2 = 12 - 10 = 2$$

$$i = 25.5 - 21.5 = 4$$

$$\begin{aligned} \text{Mode} &= L + \left( \frac{t_1}{t_1 + t_2} \right) i \\ &= 21.5 + \left( \frac{4}{4 + 2} \right) \times 4 \\ &= 21.5 + \frac{4}{6} \times 4 \\ &= 21.5 + 2.67 = 24.17 \end{aligned}$$

**Note:**

With reference to the cumulative frequency table 10.68 in example 10.13, the 24<sup>th</sup> position is the class 22 – 25. The class 22 – 25 stretches from the lower boundary 21.5 to the upper boundary 25.5, an interval of 4 cm. There are 12 seedlings in this interval, and 17 seedlings have lengths less than 21.5 cm. This means we require 7 more seedlings to make up to the 24<sup>th</sup> position i.e. the median position. If we assume that the lengths for the 12 seedlings in the median class are evenly or equally distributed in the class we can estimate the median as follows:



Lower boundary of the median class	Number required to reach 24 <sup>th</sup> position from the 17 <sup>th</sup> position	The median class width	The median class frequency
------------------------------------	---	------------------------	----------------------------

$$\begin{aligned}
 \text{Median} &= 21.5 + \frac{7}{12} \times 4 \\
 &= 21.5 + \frac{7}{3} \\
 &= 21.5 + 2.3 \\
 &= 23.8
 \end{aligned}$$

We can generalize a simple rule to estimate the median of grouped data distribution as follows.

Let  $l$  be the lower median class boundary

$a$  be number of observations required to reach median position.

$f_m$  be the median of the class frequency

$i$  be the median class size

$$\text{Median} = l + \frac{a}{f_m} \times i$$

### Exercise 10.8

- Calculate the median of each of the following sets of observations.
  - 22, 16, 34, 25, 13
  - 20, 7, 63, 48, 10
  - 18, 9, 13, 15, 10, 4, 32, 26, 13, 17
  - 35, -13, 17, 1, 12, -1, 21, 2, 18, 13
- Find the median of the following sets of data:
  - The masses (kg) of 10 male students aged 18 years: 80, 75, 77, 83, 82, 73, 71, 77, 75, 89.
  - The width of a hand span of a group of people measured in mm. 52, 37, 103, 40, 20, 31, 86, 38, 70, 104, 50, 125.

- Calculate the median of the set of data given in Table 10.69.

Quantity	17	26	36	46	56	66	76
Frequency	5	15	28	32	16	3	1

Table 10.69

- Table 10.70 shows the ages of a group of people in a gathering.

Age	5	15	25	30	35	40	45	50	55	60
f	2	2	3	6	10	15	6	3	3	1

Table 10.70

- Find the number of people in the group.
  - Calculate the median age.
- The data below shows the marks scored by a group of students in a maths test.

72	63	51	25	31	49	51	27	46	42
25	39	38	39	55	38	35	64	67	37

Table 10.71

- Find: (i) the highest scores  
(ii) the lowest score
  - How many students did the test?
  - Calculate the median mark.
- Calculate the median of the data distribution and mode in table 10.72

69	70	72	40	52	60	22	31	78	53	56	55
28	67	63	54	57	48	47	56	55	62	72	78
75	38	37	44	62	64	58	39	45	48	56	59
65	50	58	46	47	57	35	34	58	64	48	50
62	37	41	42	36	54	52	48	53	57	44	45

Table 10.72

- The following data show the number of children born to 25 families.

3, 5, 4, 2, 2, 4, 6, 8, 10, 4, 3, 5, 4, 8, 4, 7, 6, 6, 4, 6, 2, 3, 6, 5, 8.

Make a frequency distribution table and find the mode and the median number of children.

8. The mass of 30 new-born babies were recorded in kg as follows:  
 1.8, 1.7, 1.6, 2.1, 1.8, 1.9, 2.5, 1.7, 1.8, 1.6, 1.5, 1.4, 2.0, 2.1, 1.8, 1.6, 1.7, 2.1, 1.9, 1.8, 1.2, 1.9, 1.8, 1.8, 1.9, 1.7, 1.8, 2.0, 1.8, 1.6.

- (a) State the mode.
- (b) (i) What is the median?  
 (ii) The mean mass?
- (c) Make a frequency distribution table and work out the mean, the mode and the median using the table. (d) How do your answer in (a) and (b) compare with the corresponding ones in (c)?

9. Make a frequency distribution table for the data in table 10.73 below and use it to answer the following questions:
- (i) What is the median?
  - (ii) Calculate the mode and the mean of the data.

120	180	140	130	210	220
230	120	210	180	220	120
270	200	180	150	140	130
180	210	140	210	220	180
200	180	130	210	180	270

Table 10.73

10. Make a frequency distribution table for the following data.

15, 18, 11, 15, 11, 18, 17, 11, 20, 10, 11, 25, 24, 18, 10, 24, 14, 15, 20, 15, 15, 18, 20, 19, 13, 11, 17, 17, 12, 19, 17, 13, 11, 20.

Use the table to find the mean and the median of the data.

### 10.4 Reading statistical graphs/diagrams

So far, we have used diagrams/graphs to represent data distributions.

It is also possible to extract vital information from such diagrams.

#### Activity 10.10

Table 10.74 represents some information about a set of observations.

Class	0-5	5-10	10-15	15-20	20-25	25-30
cf	3	11	24	44	53	55

Table 10.74

Use the table to find the value of  $x$ .

- Make a frequency distribution table for the data.
- What else might you do with the information such as the one given in this table?

From the given table, we can see that the distribution has 55 entries. We also know that, we obtain successive cumulative frequencies by adding class frequencies.

Class	cf	f
0 - 5	3	3
5 - 10	11	11 - 3 = 8
10 - 15	24	24 - 11 = 13
15 - 20	44	44 - 24 = 20
20 - 25	53	53 - 44 = 9
25 - 30	55	55 - 53 = 2

Table 10.75

**Note:** Column 3 is what we needed to draw the frequency distribution table. Now, we can use this table to do a couple of processes i.e. estimating the mean of the data.

We could use the given information to draw a cumulative frequency graph, histogram, etc. Remember this cumulative frequency graph can be used to estimate the median of the data.

**Example 10.14**

Fig. 10.12 shows some data distribution and a frequency polygon.

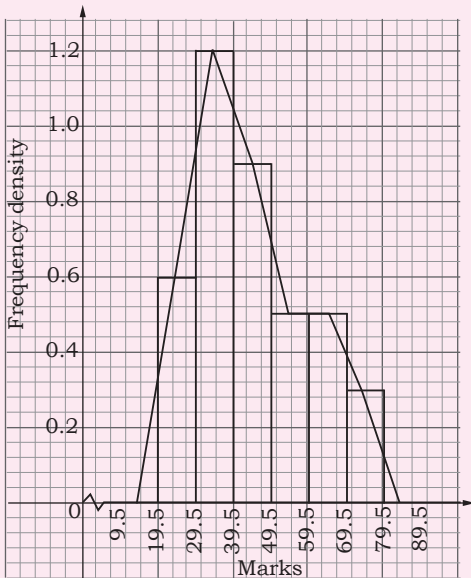


Fig. 10.12

Working in pairs, use the histogram for this activity.

- (a) Identify the class intervals of the data.
- (b) What is the class size?
- (c) Make a frequency distribution table i.e. use the class size and the frequency densities to find frequencies.

- (d) Use the table to construct a cumulative frequency graph.
- (e) Use the frequency polygon to calculate the mean of the data.

**Solution**

- (a) From the histogram, the class boundaries are 19.5, 29.5, 39.5, 49.5, 59.5, 69.5, 79.5, 89.5
- (b) All classes are equal i.e. class size = 10
- (c) Class frequencies can be found using the class size, and the frequency densities. i.e. frequency density

$$= \frac{\text{Class frequency}}{\text{Class size}}$$

$$\text{Class frequency} = \frac{\text{frequency density} \times \text{class size}}$$

If we denote class frequencies as  $f_1, f_2$  etc.

Then  $f_1 = 0.6 \times 10 = 6$

$f_2 = 1.2 \times 10 = 12$

$f_3 = 0.9 \times 10 = 9$

$f_4 = 0.5 \times 10 = 5$

$f_5 = 0.5 \times 10 = 5$

$f_6 = 0.3 \times 10 = 3$

- (d) Table 10.76 shows the required frequency distribution table.

Class	29.5-39.5	39.5-49.5	49.5-59.5
f	6	12	9

Class	59.5-69.5	69.5-79.5	79.5-89.5
f	5	5	3

Table 10.76

(e) Table 10.77 shows the frequency distribution table.

Class	29.5-39.5	39.5-49.5	49.5-59.5
f	6	12	9
cf	6	18	27

59.5-69.5	69.5-79.5	79.5-89.5
5	5	3
32	37	40

Table 10.77

The graph of cf against upper class boundaries is as shown in. Fig. 10.13

Vertical Scale : 2 cm : 10

Horizontal Scale: 2 cm: 10

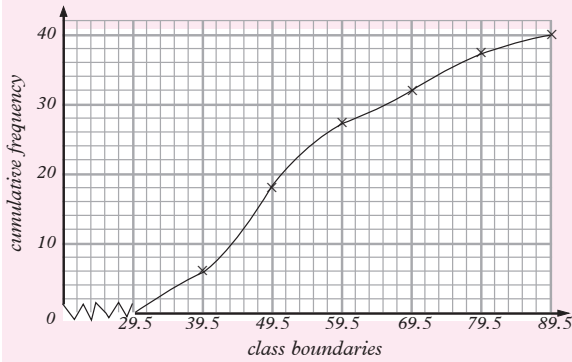


Fig. 10.13

Using the frequency polygon we see what class mid values can be read from the graph and the corresponding frequencies in the frequency table.

Class	f	Mid values (x)	fx
29.5 – 39.5	6	34.5	207
39.5 – 49.5	12	44.5	354
49.5 – 59.5	9	54.5	490.5
59.5 – 69.5	5	64.5	322.5
69.5 – 79.5	5	74.5	372.5
79.5 – 89.5	3	84.5	253.5
			$\Sigma fx = 2\ 000$

Table 10.78

$$\text{Mean} = \frac{\Sigma fx}{\Sigma f} = \frac{2\ 000}{40} = 50$$

The mean of the distribution is 50.

Note: All the observations in this activity are learning points to be mastered by you.

### Exercise 10.9

1. Fig. 10.14 is a cumulative frequency graph representing some grouped data

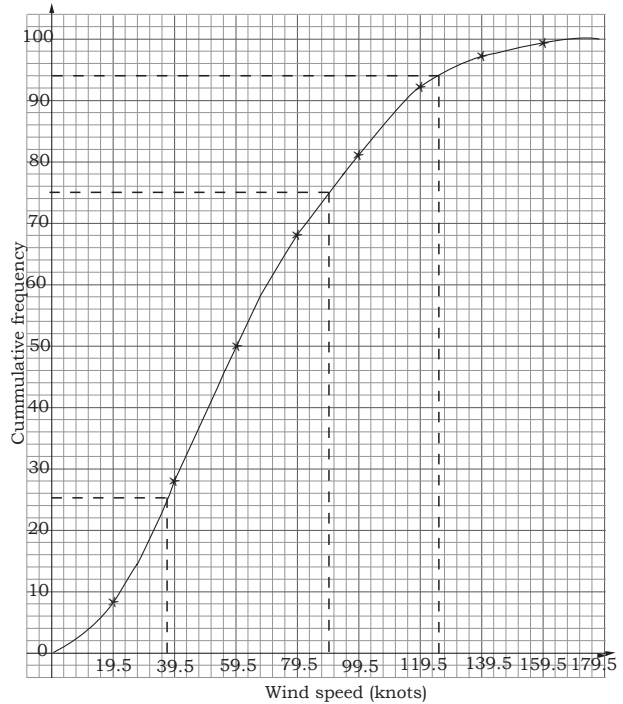


Fig. 10.14

Use the graph to:

- Make a frequency distribution table
- Calculate the mean of the data
- Calculate the median quantity
- Estimate the median from the graph and compare it with the one you found in (c) above.
- Calculate the mode of the distribution.

2. In a certain year, a school presented a total of 200 candidates in a national examination. Their performance is tabulated in Table 10.79.

Marks	1-10	11-20	21-30	31-40	41-50
Cf	12	11	15	21	24

Marks	51-60	61-70	71-80	81-90	91-100
Cf	33	39	24	15	6

Table 10.79

- Use the table to make a frequency distribution table.
  - Construct a histogram for the data.
  - Calculate
    - the mean mark of the group
    - the median mark
    - the mode of the distribution
3. Patients who attended a medical clinic in one week were grouped by age as in table 10.80.

Age (years)	$0 \leq x < 5$	$5 \leq x < 15$	$15 \leq x < 25$
No. of patients	14	41	59

Age (years)	$25 \leq x < 45$	$45 \leq x < 75$
No. of patients	70	15

Table 10.80

- Estimate the mean age.
  - Using a scale of 1 cm to 1 unit on the vertical axis, draw a histogram to represent the distribution.
4. A total of 120 AIDS patients were sampled out and their mass (kg) recorded in class of 10 beginning with 30 – 39, 40 – 49.... 80 – 89.

The data was represented in a pie chart as in figure 10.15

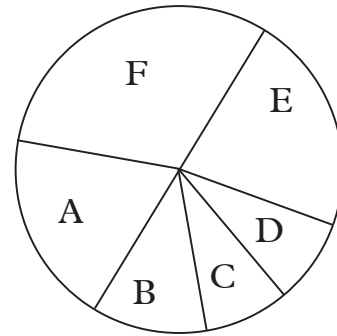


Fig. 10.15

The sectors in this pie chart represent the suggested classes.

- By measuring each of the angles at the centre, find the frequencies of the distribution.
  - Make a frequency distribution table for the data.
  - Calculate:
    - the mean
    - the median
    - the mode of distribution
5. The times taken, measured to the nearest minute, by 30 students to complete a class project are given in table 10.81.

47	61	53	43	46	46
68	48	72	57	48	54
41	63	49	42	58	65
45	44	43	51	45	38
48	46	44	52	43	47

Table 10.81

**Caution**

AIDS is REAL and has No Cure.  
Choose to live, reject death.

- (a) Use the value in the table to make a frequency distribution table having eight equal classes starting with 35-39 minutes.
- (b) Draw a histogram of the grouped distribution and state the modal class.

6. The ages of a group of people were recorded using class intervals of 5. The data was then represented in a bar chart as in Fig.. 10.16. Use the given information to

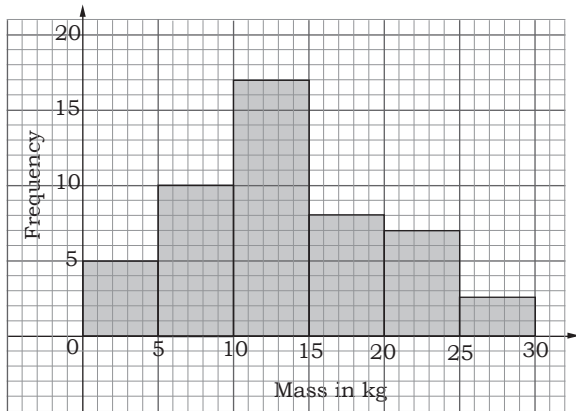


Fig. 10.16

- (a) construct a frequency distribution table.
  - (b) draw a cumulative frequency curve and use it to state the number of people whose mass lies between 12 kg and 23 kg.
  - (c) construct a histogram for the data.
7. A mysterious disease has affected children, in a certain region, who are between the ages of 0 and 12 years. Table 10.82 shows the number of deaths of children at various ages.

Age at death	0-2	2-4	4-6	6-8	8-10	10-12
Number of children	10	40	20	10	5	10

Table 10.82

- (a) Draw a histogram to represent the data.
- (b) Represent the information in a pie chart.
- (c) Calculate the mean of the distribution.
- (d) Calculate the median.
- (e) Identify the modal class then:
  - i) Estimate the mode of the data
  - ii) Join the lower modal class boundary to the upper class boundary of the next class
  - iii) Join the upper modal class boundary to the lower boundary of the preceding class
  - iv) Let the diagonals in (ii) and (iii) meet at a point, A.
  - v) Read the value in kg, at point A.

How does this value compare with your answer in part (d)

### Unit Summary

1. In a **pie chart**, the total data is represented by the area of a circle. The circle is divided into sectors, each of which represents a category. Angles of the sectors are proportional to the quantities they represent.
2. A **bar chart** represents data using a series of bars of equal width, the length of each being proportional to the frequency (or quantity) for the category it represents.
3. A **histogram** consists of a series of rectangles drawn on a horizontal base (i.e. the independent variable

axis), with the areas of rectangles representing the corresponding class frequencies.

- (a) The rectangles do not always have the same width, but the widths of their bases must be proportional to the width of the class intervals they represent.
- (b) Consecutive rectangles must share a common boundary. So, for each rectangle, the extremes of the base must be the lower class boundary (l.c.b) and the upper class boundary (u.c.b) of the class it represents.
- (c) The height of each rectangle is calculated as:

$$\text{Height} = \frac{\text{Class frequency } (f)}{\text{Class width } (w)}$$

= frequency density

- 4. If the consecutive midpoints of the tops of the rectangles in a histogram are joined using line segments, the resulting graph is called a **frequency polygon**.
- 5. A **cummulative frequency curve** is obtained as follows:
  - (a) From a frequency distribution, form a cumulative frequency distribution. The cumulative frequency of any class is the sum of all frequencies of that class and all lower classes.
  - (b) Plot each cumulative frequency value against the upper limit of the corresponding class.
  - (c) Join the points thus plotted using a smooth curve to obtain a cumulative frequency curve also known as an **ogive**.

- 6. The **arithmetic mean of ungrouped data** is obtained by dividing the sum of all values of a variable by the number of the values. Thus, for the

n values  $x_1, x_2, x_3, \dots, x_n$ , the mean is

$$\bar{x} = \frac{x_1 + x_2 + x_3 + \dots + x_n}{n} = \frac{\sum X}{n}$$

If the values of x have corresponding frequencies  $f_1, f_2, f_3, \dots, f_n$ , then their

mean becomes

$$\bar{x} = \frac{f_1x_1 + f_2x_2 + f_3x_3 + \dots + f_nx_n}{f_1 + f_2 + f_3 + \dots + f_n}$$

$$= \frac{\sum fx}{\sum f}$$

- 7. The **arithmetic mean of grouped data** is obtained using the class centres and frequencies of the group. Consider the table below. The centres are denoted as  $x_i$ , where  $i = 1, 2, \dots, k$ .

Centre of interval	$x_1$	$x_2$	$x_3$	$x_4$	...	$x_k$
Frequency	$f_1$	$f_2$	$f_3$	$f_4$	...	$f_k$

$$\text{Mean} = \frac{f_1x_1 + f_2x_2 + f_3x_3 + \dots + f_kx_k}{f_1 + f_2 + f_3 + \dots + f_k}$$

$$= \frac{\sum x_i f_i}{\sum f_i}$$

$$= \sum_1^k \frac{\sum x_i f_i}{\sum f_i} \quad \text{or simply } x = \frac{\sum x f}{\sum f}$$

- 8. The **median** of N observations which have been arranged in order of size is equal to the value taken by the middle observation. When N is odd, the middle observation is in position  $\frac{1}{2}(N + 1)$ . When N is even, the median is the mean of the two middle observations,  $\frac{1}{2}N^{\text{th}}$  and  $\frac{1}{2}(N + 1)^{\text{th}}$
- 9. To estimate the **median of a grouped distribution**,

- (a) find the cumulative frequency of the data, then:
- (b) identify the median class.
- (c) The median  $M$  of a set of  $N$  observations, which have been ranked in order of size is equal to the value taken by the middle  $\frac{1}{2}(N + 1)^{\text{th}}$  position when  $N$  is odd. When  $N$  is even,  $M$  is half the sum of the values of the two middle observations i.e. the  $\frac{1}{2}N^{\text{th}}$  and

$$\left(\frac{1}{2}(N + 1)^{\text{th}}\right) \text{ or } \left(\frac{n^{\text{th}} + (n + 1)^{\text{th}}}{2}\right)$$

- (d) For continuous data, as above, it is sufficient to estimate the median by using the formula only once as, median

$$\text{median} = L + \left(\frac{\frac{N+1}{2} - cf}{f_m}\right)i$$

10. The **mode** in a set of discrete elements is the value of the element that occurs most frequently. The **modal class** in grouped data with equal class intervals is the class that contains the highest frequency.

We use the following variables in the formulae for **mode of grouped data**:

- $L$ : the lower limit of the modal class
- $f_m$ : the modal frequency
- $f_1$ : the frequency of the immediate class below the modal class
- $f_2$ : the frequency of the immediate class above the modal class

$w$ : modal class width

$$\text{Mode} = L + \frac{f_m - f_1}{(f_m - f_1) + (f_m - f_2)} \times w$$

i.e.  $\text{mode} = L + \left(\frac{f_m - f_1}{(2f_m - f_1 - f_2)}\right)w$

or  $\text{Mode} = L + \left(\frac{f_2}{(f_1 + f_2)}\right)w$

### Unit 10 test

1. The data below shows the number of words correctly spelt by a group of 30 students in an English lesson.

40	24	20	26	38	43
36	26	18	27	36	37
22	32	23	32	28	26
16	41	25	34	24	20
18	38	30	40	30	42

Use a frequency distribution table starting with class 15 – 19 to calculate:

- (a) the mean number of words.
  - (b) the median number of words.
  - (c) state the modal class.
2. A die was thrown 25 times and the face that appeared at the top was recorded. The scores were as shown in Table 10.83

Face	1	2	3	4	5	6
No. of times	3	6	3	2	4	7

Table 10.83

Draw a bar chart to represent the information above.

3. Four milk dealers Jean, Charlotte, Paul and Lucie shared 1200 litres of milk from a supplier as shown in the pie-chart (Fig. 10.7). Find the amount of milk in litres, that each dealer got.

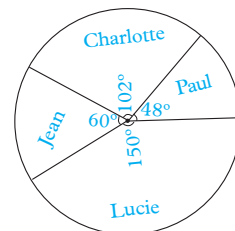


Fig. 10.17



4. The number of patients who attended a clinic by age was grouped as shown in Table 10.84.

Age (years)	26-30	31-35	36-40	41-45	46-50	51-55
No. of patients	9	13	20	15	6	2

Table 10.84

- Calculate the mean and median age of attendance.
  - State the modal class.
  - Calculate the mode of the distribution.
  - On the same axes draw a histogram to represent the information.
5. Table 10.85 below shows the number of people by age who attended a counselling seminar.

Age (years)	$10 \leq x < 15$	$15 \leq x < 25$	$25 \leq x < 30$	$30 \leq x < 45$
No. of people	9	13	20	15

Table 10.85

- Calculate the mean and median of the distribution.
  - Draw a histogram and frequency polygon on the same axes to represent the above information.
6. Use the histogram in Fig. 10.17 below to calculate the mean and median of the data it represents.

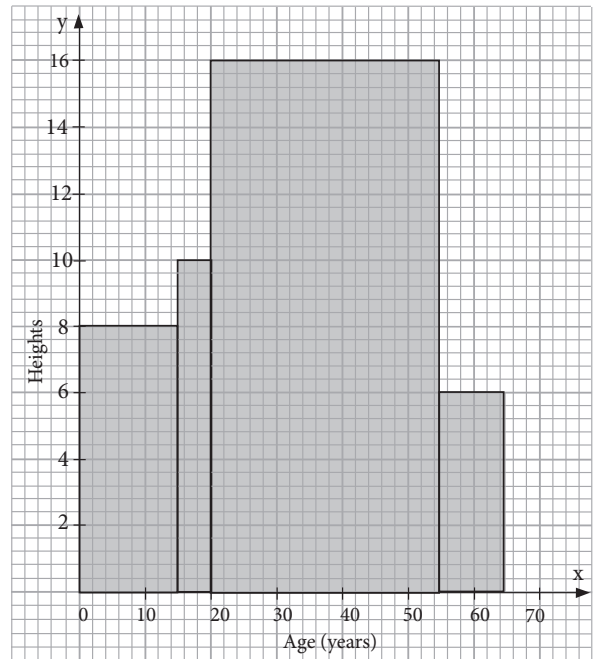


Fig. 10.17

7. The masses of letters in a post office were recorded in Table 10.86 below:

Mass in grams	1.0-1.9	2.0-2.9	3.0-3.9	4.0-4.9	5.0-5.9	6.0-6.9
No. of letters	1	10	8	9	7	5

Table 10.86

- Calculate:
- the mean mass in grams
  - the median mass
8. The mean of the numbers 3, 4, a, 5, 7, 9, 5, 8, 5 and 9 is equal to the mode. Find the value of a and hence the median of the data.

# 11

## TREE AND VENN DIAGRAMS AND SAMPLE SPACE

### Key unit competence

By the end of the unit, I will be able to determine probabilities and assess likelihood by using tree and Venn diagrams

### Unit outline

- Tree diagrams and total number of outcomes
- Determining probability using tree and Venn diagrams
- Mutually exclusive events
- Independent events

### 11.1 Introduction

In Book one, you were introduced to probability. Let us remind ourselves some of the concepts that were learnt which we will find useful as we progress in this unit.

#### Activity 11.1

1. Remind yourself what probability and how it is determined numerically?
2. Suppose S1 class has 22 boys and 18 girls. Discuss with your classmate and determine the probability that a student picked at random to rub the chalk board is a  
(a) boy (b) girl

We learnt that probability is the likelihood of a particular event happening. We use numerical values to express the probability of an event (A) happening.

Probability (A) = P (A)

$$= \frac{\text{Favourable outcomes for event A}}{\text{number of all possible outcomes}}$$

$$= \frac{n(A)}{n(S)}$$

The favourable outcomes are the different ways in which an event A can take place, while the number of all possible outcomes is the sample space.

The total number of all possible outcomes can never be less than the favourable outcomes. This explains why probability of any event can never be greater than one.

For instance let us define  $n(A)$  = number of students who like cycling in a class and as the total number of students who are in class (including those who don't like cycling).

We have that  $0 \leq n(A) \leq n(S)$

From there we can have

$$\frac{0}{n(S)} < \frac{n(A)}{n(S)} < \frac{n(S)}{n(S)}$$

This gives us  $0 \leq P(A) \leq 1$

#### Example 11.1

Consider a class of 40 students where 20 students don't like pepper. Find the probability that a student selected at random likes pepper.

#### Solution

Define an event that a student does not like pepper

Favourable outcomes (number of events)  
 $n(x) = 20$

The sample space (total number of trials)  
 $n(S) = 40$

*So probability that a student selected at random doesn't like pepper is*

$$\begin{aligned} \text{Probability } (x) &= \frac{\text{Favourable outcomes}}{\text{the total number of trials}} \\ &= \frac{n(x)}{n(S)} = \frac{20}{40} = \frac{1}{2} \end{aligned}$$

### Exercise 11.1

- Numbers 1 to 20 are each written on a card. The 20 cards are mixed together. One card is chosen at random from the pack. Find the probability that the number on the card is;
  - Even number
  - A factor of 24
  - Prime number.
- A black die and a white die are thrown at the same time. Display all the possible outcomes. Find the probability of obtaining:
  - A total of 5,
  - A total of 11,
  - A 'two' on the black die and a 'six' on the white die.
- A fair coin is tossed and a fair die is rolled. Find the probability of obtaining a 'head' and a 'six'.
- A single 6-sided die is rolled. What is the probability of each outcome? What is the probability of:
  - Rolling an even number?
  - Rolling an odd number?
- The probability that it rains on Christmas day in town X is 0.3. What is the probability that it will not rain on Christmas day in that town?

## 11.2 Tree diagrams and total number outcomes

### Activity 11.2

- Determine all the possible outcomes of the following events without using any diagram.
  - A guest at ceremony is to choose a combination of one food type and a drink. The food types available are chicken, fish and beef. The drinks available are mango juice, orange juice and Soda.
  - A choice of combination either a green or blue shirt with either a blue, black or khaki trouser.
- Using any suitable diagram of your choice, determine all the possible outcomes for the events in 1 above.
- Which of the above two ways is easier to use?

From Activity 11.2, we can see that we have a sequence of events leading to different possible outcomes. Such sequences are not easy to determine without a diagram. One standard diagram used to determine all the possible outcomes is a **tree diagram**.

A **tree diagram** is simply a way of representing a sequence of events. Tree diagrams are particularly useful in probability since they record all possible outcomes in a clear and uncomplicated manner.

It has branches and sub-branches which help us to see the sequence of events and all the possible outcomes at each stage. Let us demonstrate this using some examples.

**Example 11.2**

Using a tree diagram, determine all the possible outcomes when a coin is tossed once?

**Solution**

The tree diagram in Fig. 11.1 shows the sequence of events.

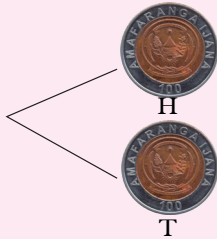


Fig 11.1

We obtain 2 outcomes from tossing a coin once i.e. head (H) and tail (T)

**Example 11.3**

Using a tree diagram, determine all the possible outcomes that can be obtained when a coin is tossed twice.

**Solution**

In the first toss, we get either a head (H) or a tail (T). On getting a H in the first toss, we can get a H or T in the second toss. Likewise, after getting a T in the first toss, we can get a H or T in the second toss. This is well illustrated using the tree diagram in Fig. 11.2.

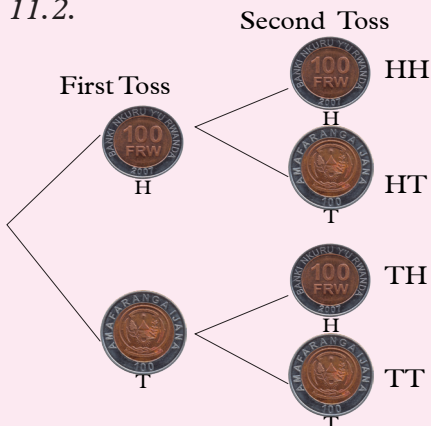


Fig. 11.2

Therefore we have 4 possible outcomes i.e. {HH, HT, TH, TT}

**Example 11.4**

Using a tree diagram, determine all possible combinations of outcomes when a coin is tossed once followed by a die tossed once.

**Solution**

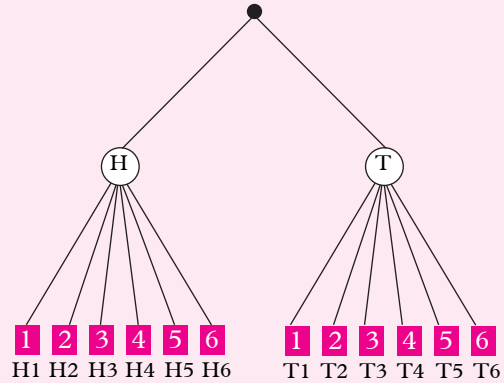


Fig 11.3

The possible outcomes are (H1), (H2), (H3), (H4), (H5), (H6), (T1), (T2), (T3), (T4), (T5), (T6). We obtain 12 possible number of outcomes.

**NOTE:** Tossing one coin n times is the same as tossing n coins at once. For example the outcomes for tossing 3 coins at once is the same as the number of outcomes for tossing one coin three times.

**BEWARE:** HIV and AIDS can spread from infected persons to others in a chain similar to a tree diagram. This is because one person can infect many people who in turn infect others and so on. ABSTAIN and be safe.

**Exercise 11.2**

1. A bag contains 3 yellow balls and 4 pink balls. Uwase picked two balls one after the other. With the aid of a tree diagram show all the possible outcomes. How many outcomes are there?

2. A bag contains 6 yellow balls and 4 pink balls. Higiro picked three balls one after the other. Draw tree diagram shows all the possible outcomes. How many outcomes are there?
3. A blue, red or green cube is selected and a coin is tossed. Draw a tree diagram which shows the possible outcomes. How many outcomes are there?
4. Two Dice are tossed simultaneously. Draw a tree diagram that shows the sum of scores of the possible outcomes. How many outcomes are there?
5. A coin is tossed and a die is rolled. Use a tree diagram to show all the possible outcomes of the experiment.
6. Three coins are tossed simultaneously. Represent the scores on a tree diagram and write down the total outcomes.
7. A coin is tossed 3 times and outcomes are recorded.
  - (a) How many possible outcomes are there?
  - (b) How many outcomes are there if the coin is tossed 4 times, 5 times and n times?
8. Three bulbs are tested. A bulb is labeled "G" if good and "D" if defective. Draw a tree diagram to show possible outcomes. How many possible outcomes are there?
9. Kwizera is not having much luck lately. Her car will only start 80% of the time and her motorbike will only start 60% of the time.  
Draw a tree diagram to illustrate the situation.
10. A bag contains Blue balls, white balls and Red balls. Two balls are picked at random one after the other. Draw a tree diagram showing the outcomes.

### 11.3 Determining probability by using Tree and Venn diagrams

#### 11.3.1 Use of Tree diagrams to determine probability

##### Activity 11.3

1. In pairs: In a bag containing 3 oranges, 2 mangoes and 4 apples, two of the fruits are picked at random one after the other with replacement. Determine the probability of getting:
  - (a) An orange followed by a mango
  - (b) Two oranges
  - (c) A mango and an apple irrespective of the order.

We can see that once we have the total number of outcomes, it becomes easier to determine the probabilities from tree diagrams.

##### Example 11.5

*A coin is tossed twice.*

- (a) *Represent the outcomes on a tree diagram.*
- (b) *Determine the following probabilities.*
  - (i) *Getting H followed by T*
  - (ii) *Getting two heads*
  - (iii) *Getting head and tail irrespective of order.*

**Solution**

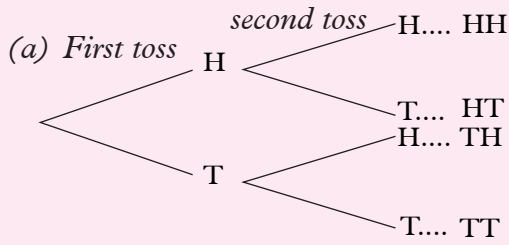


Fig. 11.4

(b)  $P(HT)$

$$= \frac{\text{Number of events where H is followed by T}}{\text{Total number of possible outcomes}}$$

$$= \frac{1}{4}$$

(c)  $P(HH)$

$$= \frac{\text{Number of ways of getting two heads}}{\text{Total number of possible outcomes}} = \frac{1}{4}$$

(d) There are two ways of getting a head and tail without caring about the order in which they follow one another i.e. HT or TH.

We determine this probability as follows;

$$\frac{\text{Number of ways of getting HT or TH}}{\text{Total number of possible outcomes}} = \frac{2}{4} = \frac{1}{2}$$

**Example 11.6**

Mutoni spins 2 spinners; one of which is coloured red, yellow and blue, and the other is coloured green, white and purple (Fig 11.5).




Fig 11.5

- (a) Draw a tree diagram for the experiment.
- (b) What is the probability that the spinners stop at “B” and “G”?
- (c) Find the probability that the spinners **do not** stop at “B” and “G”.
- (d) What is the probability that the first spinner **does not** stop at “R”?

**Solution**

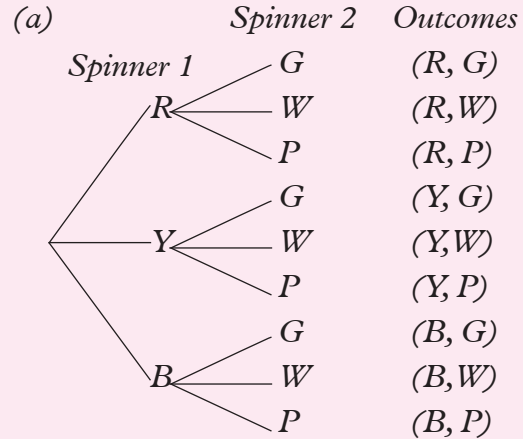


Fig 11.6

(b) The probability that the spinners stop at “B” and “G”  $n(S) = 9$

Probability that the spinners stop at (R,G) =  $\frac{1}{9}$

(c) The probability that the spinners do not stop at “B” and “G”

Probability that the spinners do not stop at (B,G) =  $1 - \frac{1}{9} = \frac{8}{9}$

(d) The probability that the first spinner does not stop at “R”

Probability that the first spinner stop at “R” =  $\frac{1}{3}$

Probability that the first spinner does not stop at “R” =  $1 - \frac{1}{3} = \frac{2}{3}$

**Example 11.7**

Bag A contains 3 balls numbered 1, 2 and 3. Bag B contains 2 balls numbered 1 and 2. One ball is removed at random from each box.

- (a) Draw a tree diagram to list all the possible outcomes.
- (b) Find the probability that:
  - (i) The sum of the numbers is 4
  - (ii) The sum of the two numbers is even.
  - (iii) The product of the two numbers is at least 5.

(iv) The sum is equal to the product.

**Solution**

(a) Fig 11.7 shows the tree diagram for all possible outcomes.

Bag A	Bag B	Outcomes	Sum	Product
	1	(1, 1)	2	1
	2	(1, 2)	3	2
	1	(2, 1)	3	2
	2	(2, 2)	4	4
	1	(3, 1)	4	3
	2	(3, 2)	5	6

Fig 11.7

b) The probability that:

(i) the sum of the numbers is 4.

Let  $S$  be the sample space and  $A$  be the event that the sum is 4.

$$n(S) = 6; n(A) = 2,$$

$$P(A) = \frac{n(A)}{n(S)} = \frac{2}{6} = \frac{1}{3}$$

(ii) The sum of the two numbers is even.

Let  $B$  be the event that the sum is even.

$$n(B) = 3, P(B) = \frac{n(B)}{n(S)} = \frac{3}{6} = \frac{1}{2}$$

iii) The product of the two numbers is atleast 5.

Let  $C$  be the event that the product of the two numbers is atleast 5.

$$n(C) = 1, P(C) = \frac{n(C)}{n(S)} = \frac{1}{6}$$

(iv) The sum is equal to the product.

Let  $D$  be the event that the sum of the two numbers is equal to the product.

$$n(D) = 1, P(D) = \frac{n(D)}{n(S)} = \frac{1}{6}$$

**Exercise 11.3**

1. A bag contains 4 cards numbered 2, 4, 6, 9. A second bag contains 3 cards numbered 2, 3, and 6. One card is drawn at random from each bag.

(a) Draw a tree diagram for the experiment.

(b) With the help of the tree diagram, calculate the probability that the two numbers obtained:

(i) Have different values.

(ii) Are both even.

(iii) Are both prime.

(iv) Have a sum greater than 5.

(v) Have a product greater than 16.

2. A hat contains 3 red, 4 blue and 5 green tickets. If one ticket is chosen at random, what is the probability that it is;

(i) Red (ii) Blue (iii) Green

3. A bag contains 3 blue and 2 red marbles. Three marbles are drawn at random one after the other. Find the probability that;

i) Atleast two red marbles are obtained

ii) All are blue.

4. A spinner is divided into four equal parts colored red, yellow, green and blue. When the spinner is spun, what is the probability that it lands on:

i) Red

ii) Green

5. A spinner has three equal parts numbered 1, 2 and 3. When this spinner is spun twice;

(i) Draw a tree diagram to show the results

- (ii) What is the probability of obtaining a total of 4?
  - (iii) What is the probability of obtaining atleast one 3.
6. When two children are born, the sample space for the order of birth is  $S = \{bb \text{ (boy followed by boy), } bg \text{ (boy followed by a girl), } gb \text{ (girl followed by a boy), } gg \text{ (girl followed by a girl)}\}$ .
- a) Draw a tree diagram for the child births.
  - b) Find the following probabilities
    - i) Atleast one boy is produced
    - ii) Atleast one girl is produced
    - iii) Atmost one boy is produced.
7. Illustrate on tree diagrams the sample spaces for the following.
- a) Tossing a 5 francs coin and 10 francs coin simultaneously twice.
  - b) Tossing a coin once and twirling a triangular spinner whose sides are labelled A, B and C
  - c) Twirling two equilateral spinners whose sides are labelled 1, 2, 3 and X, Y and Z
  - d) Drawing two tickets from a hat containing a large number of tickets of Pink, blue, white and Green.

### 11.3.2 Determining Probability Using Venn diagrams

#### Activity 11.4

Determine the chances of the following:

1. A survey involving 150 Rwandan people about which game(s) they like showed that 83 like football, 58 like the volleyball. 36 like neither of those two games. What is the

probability that a person selected at random likes both games?

2. A survey involving 50 people was carried out about which food they like among banana, sweet potatoes, and beans. We found that 15 people like banana, 30 people like sweet potatoes, 19 people like beans, 8 people like banana and sweet potatoes, 12 like banana and beans, 7 people like sweet potatoes and beans. 5 people like all the three types of food. What is the chance that a person selected at random do not eat any of the foods mentioned?
3. How easy was it to determine probabilities in 1 and 2? How could it have been done easily? Discuss.

We can clearly see that without a Venn diagram, some probability situations become somehow difficult to analyse.

A **Venn diagram** refers to representing mathematical or logical sets pictorially as circles or closed curves within an enclosing rectangle (the universal set), common elements of the sets represented by intersections of the circles.

When you have data and you are to use the Venn diagram to solve the problem, always remember the following tips.

- (a) Always start with the most specific information you have (basic regions).
- (b) If you can't use a piece of information yet, pass over it and try again later.
- (c) As you interpret the information, remember:
  - (i) **And** implies **intersection**
  - (ii) **Or** implies **Union**
  - (iii) **Not** implies **complement**.



**Example 11.8**

A survey involving 120 people about their preferred breakfast showed that;  
 55 eat eggs for breakfast.  
 40 drink juice for breakfast.  
 25 eat both eggs and drink juice for breakfast.

- (a) Represent the information on a Venn diagram.  
 (b) Calculate the following probabilities.  
 (i) A person selected at random takes only one type for breakfast.  
 (ii) A person selected at random takes neither eggs nor juice for breakfast.

**Solution**

Let  $A = E$  Those who eat eggs only,  $B =$  Those who take juice only and  $z$  represent those who did not take any.

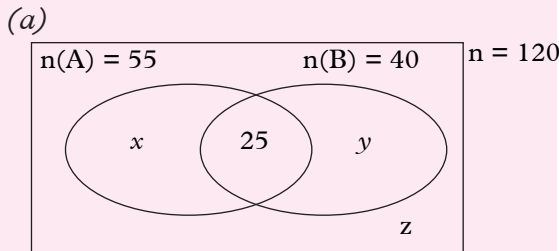


Fig 11.8

Here, we can now solve for the number of people who didn't take any for breakfast.

$$x = 55 - 25 = 30$$

So 30 people took Eggs only

Also,  $y = 40 - 25 = 15$

So, 15 people took Juice only.

$$\text{Hence } 30 + 25 + 15 + z = 120$$

$$Z = 120 - (30 + 15 + 25)$$

$$Z = 120 - 70$$

$$Z = 50$$

The number of people who did not take anything for breakfast is 50.

(b)

- (i) Probability of those who take only one type for breakfast is the probability of those who take Eggs only or juice only.

$$P(\text{Eggs only or Juice only}) = \frac{30 + 15}{120} = \frac{45}{120} = \frac{3}{8}$$

- (ii) Probability of those who take neither eggs nor juice for breakfast is the probability of those who do not take anything.

$$P(\text{neither Eggs nor Juice}) = \frac{50}{120} = \frac{5}{12}$$

**Example 11.9**

In a survey of 150 Rwandan people about which newspapers they read, 83 read the New Times, 58 read the Imvaho Nshya. 36 read neither of those two papers.

Represent the data on the Venn diagram and find the chance that a person selected at random reads both papers.

**Solution**

Here we can let  $N =$  New Times,  $M =$  Imvaho Nshya,  $x =$  New Times only,  $z =$  both New Times and Imvaho Nshya,  $y =$  Imvaho Nshya only

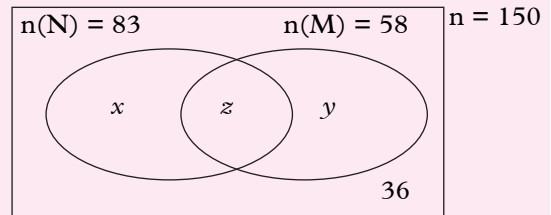


Fig 11.9

We can therefore calculate the value of  $z$  which is required in the question

$$83 = x + z, \text{ so } z = 83 - x$$

$$58 = y + z, \text{ so } z = 58 - y$$

Hence  $83 - x = 58 - y$ , which gives  $x - y = 25$  ..... (1)

$$\text{Also, } x + z + y + 36 = 150$$

But  $x + z = 83$ , so we have  $83 + y + 36 = 150$

Solving, we get  $y = 150 - 36 - 83 = 31$

Hence  $x = 25 + y = 25 + 31 = 56$

Then we can solve for  $z = 58 - y = 58 - 31 = 27$ .

We therefore get the number of people who read both *New Times* and *Monitor* as 27.

Probability of those who read three papers

$$= \frac{\text{Number of those who read all}}{\text{Total number of people}} = \frac{27}{150} = \frac{9}{50}$$

### Example 11.10

In a survey of 50 people about which Hotels they patronize among Hilltop, Serena, and Lemigo. We find that 15 people eat at Hilltop, 30 people eat at Serena, 19 people eat at Lemigo 8 people eat at Hilltop and Serena, 12 people eat at Hilltop and Lemigo, 7 people eat at Serena and Lemigo. 5 people eat at Hilltop, Serena, and Lemigo.

- What is the chance that a person selected at random eats only at Hilltop?
- How many eat at Hilltop and Serena, but not at Lemigo?
- How many people don't eat at any of these three hotels?
- What is the probability that a person selected at random do not eat at any of the hotels mentioned?

### Solution

This problem involves a Venn diagram of 3 circles.

Let  $H$  represent Hilltop,  $S$  represent Serena and  $L$  represent Lemigo

Let  $x$  represent those who eat at Hilltop only

Let  $y$  represent those who eat at Lemigo

only,  $z$  represent those who eat at Serena only and  $w$  represent those who don't eat at any Hotel.

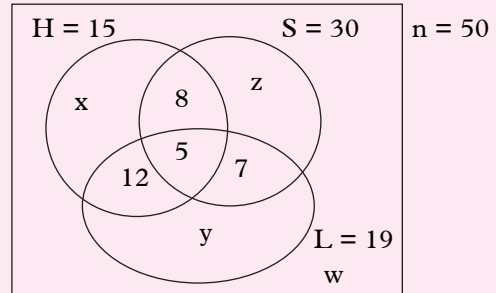


Fig 11.10

- For those who eat at Hilltop only we can find the value of  $x$ .

$$x + 12 - 5 + 5 + 8 - 5 = 15$$

$$x = 0.$$

No one eats at Hilltop only. And therefore the chance that a person eats at only hilltop is zero.

- For those who eat at Hilltop and Serena but not lemigo, we get  $8 - 5 = 3$  people.
- For those who don't eat at any hotel, we can find the value of  $w$ .

$$x + 8 - 5 + 5 + 12 - 5 + 7 - 5 + y + z + w = 50$$

$$\text{But } y = 19 - (12 - 5 + 5 + 7 - 5) = 19 - 14 \text{ Hence } y = 5.$$

$$\text{And } z = 30 - (7 - 5 + 5 + 8 - 5) = 20$$

$$\text{So, } 0 + 3 + 5 + 7 + 2 + 5 + 20 + w = 50$$

$$W = 50 - 42$$

$$W = 8$$

Those who don't eat in any Hotel are 8 people.

- The chance that a person selected at random do not eat at any of the hotels mentioned

$$= \frac{\text{No. of people who don't eat at any of the hotels}}{\text{Total number of people in the survey}} = \frac{8}{50}$$

**Exercise 11.4**

1. A group of 50 people were asked about the three newspapers “IMVAHO NSHYA”, “UMUSESO”, “THE NEWTIMES” they read. The results showed that 25 read IMVAHO NSHYA, 16 read UMUSESO, 14 read NEW TIMES, 5 read both IMVAHO NSHYA and UMUSESO, 4 read both UMUSESO and NEW TIMES, 6 read both IMVAHO NSHYA and NEW TIMES, 2 read all the three papers
  - (a) Represent the data on the Venn diagram.
  - (b) Find the probability that a person chosen at random from the group reads;
    - (i) At least one of the three papers
    - (ii) Only one of the three papers
    - (iii) Only IMVAHO NSHYA
2. A survey was carried out in a shop to find out how many customers bought bread, or milk or both or neither. Out of a total of 79 customers for the day, 52 bought milk, 32 bought bread and 15 bought neither. Draw a Venn diagram to show this information and use it to find the probability that a person chosen at random
  - (a) Bought bread and milk
  - (b) Bought bread only
  - (c) Bought milk only
3. In a survey of course preferences of 110 students in a senior six class, the following facts were discovered. 21 students like engineering only, 63 like engineering, 55 like medicine and 34 like none of the two courses.
  - (a) Draw a Venn diagram to show this information.
  - (b) What is the probability that a student selected at random likes Engineering or Medicine?
  - (c) What is the probability that a student selected at random likes Engineering and Medicine?
  - (d) What is the probability that a student selected at random likes Medicine only?
4. In a cleanup exercise carried out in Karongi town, a group of students were assigned duties as follows; all of them were to collect waste paper. 15 were to sweep the streets but not plant trees along the streets, 12 were to plant trees along the streets 5 of them were to plant trees and sweep the streets.
 

Draw a Venn diagram to show this information and use it to calculate the number of children in each group. Find the probability that a student selected at random does not do any of the duties assigned.

**DID YOU KNOW?**

It is important to maintain the environment by keeping our surrounding clean. Planting trees around us helps to keep the environment conducive by providing fresh air.

**11.4 Mutually exclusive events**

**Activity 11.5**

In Virunga transport company in Rwanda, there are 50 buses. 20 of them are Isuzu model and 15 of them are Coaster model. If a bus is picked at random,

- (a) Can the bus be both of Isuzu and Coaster model?
- (b) What is the probability that it is of Isuzu model?
- (c) What is the probability that it is of Coaster model?
- (d) What is the probability that it is of Isuzu or Coaster model?
- (e) Discuss with your classmate the easiest way of determining the probability in (d).

From activity 11.5, we can clearly see that the occurrence of one event excludes the occurrence of the other. For example when a bus is of Isuzu model, it cannot be of Coaster model.

Similarly, when a coin is tossed once, the result will either be a head or a tail. If a head occurs, a tail cannot occur. Such events in which occurrence of one excludes the occurrence of the other are called **mutually exclusive events**.

If A and B are two mutually exclusive events, then  $P(A \text{ or } B) = P(A) + P(B)$ . This is the **addition law of probability**.

**Example 11.11**

*If a coin is tossed, what is the probability of getting a Head or a Tail?*

**Solution**

$$P(\text{head or tail}) = P(\text{head}) + P(\text{tail})$$

$$= \frac{1}{2} + \frac{1}{2}$$

$$P(\text{head or Tail}) = 1$$

**Example 11.12**

*When a die is tossed, what are the likelihoods of getting the following events?*

- a) 1 or 2    b) 2 or 4 or 6    c) 3 or 5

**Solution**

$$(a) P(1 \text{ or } 2) = P(1) + P(2)$$

$$= \frac{1}{6} + \frac{1}{6} = \frac{2}{6} = \frac{1}{3}$$

$$(b) P(2 \text{ or } 4 \text{ or } 6) = P(2) + P(4) + P(6)$$

$$= \frac{1}{6} + \frac{1}{6} + \frac{1}{6} = \frac{3}{6} = \frac{1}{2}$$

$$(c) P(3 \text{ or } 5) = P(3) + P(5)$$

$$= \frac{1}{6} + \frac{1}{6} = \frac{2}{6} = \frac{1}{3}$$

**Example 11.13**

*Two dice are thrown together. Find the probability of getting a sum:*

- (a) Of 8 or 3.    (b) Of at least 6.
- (c) Greater than 9.
- (d) Of 3 or less.
- (e) Not more than 3.
- (f) That is even.

**Solution**

Die	1	2	3	4	5	6
1	2	3	4	5	6	7
2	3	4	5	6	7	8
3	4	5	6	7	8	9
4	5	6	7	8	9	10
5	6	7	8	9	10	11
6	7	8	9	10	11	12

Table 11.1

- (a)  $P(\text{Sum of 8 or 3})$   
 $= P(\text{Sum of 3}) + P(\text{Sum of 8})$   
 $= \frac{2}{36} + \frac{5}{36}$   
 $P(\text{sum of 3 or 8}) = \frac{7}{36}$
- (b)  $P(\text{Sum of atleast 6})$   
 $= P(\text{sum of 6 or more})$   
 $= \frac{26}{36}$
- (c)  $P(\text{Sum greater than 9}) = \frac{6}{36} = \frac{1}{6}$
- (d)  $P(\text{Sum of 3 or less}) = \frac{3}{36} = \frac{1}{12}$
- (e)  $P(\text{Sum not more than 3}) = \frac{3}{36} = \frac{1}{12}$
- (f)  $P(\text{sum that is even}) = \frac{18}{36} = \frac{1}{2}$

**Exercise 11.5**

- A group of tourists arrived at Kigali International Airport. 5 were English, 4 were French, 8 were American and 3 were German. One was chosen at random to be their leader. What is the probability that the one chosen was
  - English
  - American
  - German
  - French or German
  - English or French
  - Not English?
- In a bag, there are some blue pens, some red pens and some of other colours. The probability of taking a blue pen at random is  $\frac{1}{7}$ . If the probability of taking a blue pen or a red pen at random is  $\frac{2}{21}$ , what is the probability of taking
  - a red pen?
  - a pen which is neither red nor blue?
- In a factory, machines A, B and C produce identical balls. The probability that a ball was produced by machine A or B is  $\frac{11}{15}$ . The probability that a ball was produced by machine B or C is  $\frac{2}{3}$ . If the probability that a ball was produced by machine A is  $\frac{1}{3}$ , what is the probability that a ball was produced by machine C?
- A card is chosen at random from an ordinary pack of playing cards. What is the probability that it is
  - either hearts or spades?
  - either a club or a jack of spades?
- When playing netball, the probability that only Ann scores is  $\frac{1}{4}$ , the probability that only Betty scores is  $\frac{1}{8}$  and the probability that only Carol scores is  $\frac{1}{12}$ . What is the probability that none of them scores?
- Two dice are tossed. Find the probability that
  - an odd number shows on the second die,
  - a two or a five shows on the first die, (c) a two or a five shows on the first die and an odd number on the second die.

What connection is there between the answers to parts (a), (b) and (c)?

7. In a certain school of 1 000 pupils, 20 are colour blind and one hundred are overweight. A pupil is chosen at random. What is the probability that the pupil is
- (a) colour blind,
  - (b) overweight?

### 11.5 Independent Events

#### Activity 11.6

Work in pairs.

A coin and a die are tossed at the same time.

- (a) Can we get a head and a six at the same time?
- (b) What is the probability of getting a head from the coin?
- (c) What is the probability of getting a six from the die?
- (d) What is the probability of getting both a head and a six (H6)?
- (j) Discuss with your partner the easiest way of determining the probability in (d).

From activity 11.6, we can clearly see that the occurrence of an event in tossing a coin does not affect the occurrence of an event in tossing a die. In other words, both events can take place at the same time.

Similarly, when a coin is tossed twice, getting a head or a tail in the first toss does not affect getting a head or a tail in the second toss. Such events in which two or more events can take place at the same time or one after the other are called **Independent events**.

If A and B are two independent events, the probability of them occurring together is the product of their individual probabilities. That is;

$$P(A \text{ and } B) = P(A) \times P(B).$$

If A, B and C are three events, then  $P(A \text{ and } B \text{ and } C) = P(A) \times P(B) \times P(C)$

This is known as the **multiplication law of probability**.

#### Example 11.14

A coin is tossed twice. What is the probability of getting a tail in both tosses?

#### Solution

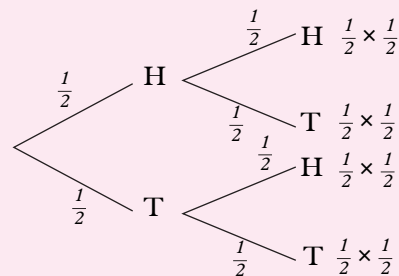


Fig 11.11

Outcomes are  $\{HH, HT, TH, \text{ and } TT\}$

The probability of getting two tails is

$$\begin{aligned} P(T \text{ and } T) &= P(T) \times P(T) \\ &= \frac{1}{2} \times \frac{1}{2} = \frac{1}{4} \end{aligned}$$

**Alternatively**, all the possible outcomes are  $HH, HT, TT$  and  $TH$ . We are interested in the event  $TT$ .

Therefore,  $P(TT) = \frac{1}{4}$

#### Note

All the events on the same branch in a tree diagram are independent. Hence we cannot add the probabilities of events on the same branch. However, the combined events of one branch is mutually exclusive to the combined event any other branch. Hence we can

add the probability of the combined event of one branch to that of the combined event of another branch.

**Example 11.15**

Three different machines in a factory have different probabilities of breaking down during a shift as shown in table below:

Machine	Probability of breaking
A	$\frac{4}{15}$
B	$\frac{3}{10}$
C	$\frac{2}{11}$

Table 11.2

Find:

- a) The probability that all machines will break down during one shift.
- b) The probability that none of the machines will break down in a particular shift.

**Solution**

(a)  $P(A \text{ and } B \text{ and } C \text{ breaking}) = P(A \text{ breaking}) \times P(B \text{ breaking}) \times P(C \text{ breaking})$

$$P(A \text{ and } B \text{ and } C \text{ breaking}) = \frac{4}{15} \times \frac{3}{10} \times \frac{2}{11}$$

$$P(A \text{ and } B \text{ and } C \text{ breaking}) = \frac{24}{1650} = \frac{4}{275}$$

(b)  $P(\text{none of machines } A, B \text{ and } C \text{ break}) = P(A \text{ and } B \text{ and } C \text{ do not break})$   
 $= P(A \text{ not breaking}) \times P(B \text{ not breaking}) \times P(C \text{ not breaking})$

The following have to be worked out first.

$$P(A \text{ does not break down}) = 1 - P(A \text{ breaks down}) = 1 - \frac{4}{15} = \frac{11}{15}$$

$$P(B \text{ does not break down}) = 1 - P(B \text{ breaks down}) = 1 - \frac{3}{10} = \frac{7}{10}$$

$$P(C \text{ does not break down}) = 1 - P(C \text{ breaks down}) = 1 - \frac{2}{11} = \frac{9}{11}$$

$$\text{Hence } P(\text{none of machines } A, B \text{ and } C \text{ break}) = \frac{11}{15} \times \frac{7}{10} \times \frac{9}{11} = \frac{693}{1650} = \frac{21}{50}$$

**Example 11.16**

A boy throws a fair coin and a regular tetrahedron with its four faces marked 1, 2, 3 and 4. Find the probability that he gets a 3 on the tetrahedron and a head on the coin.

**Solution**

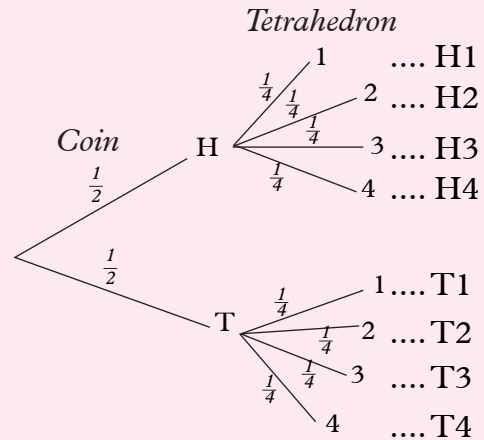


Fig 11.12

The outcomes are {H1, H2, H3, H4, T1, T2, T3, and T4}

We need to get  $P(H \text{ and } 3)$   
 $= P(H) \times P(3)$   
 $= \frac{1}{2} \times \frac{1}{4}$   
 $P(H \text{ and } 3) = \frac{1}{8}$

**Example 11.17**

A bag A contains 5 red balls and 3 green balls. The second bag B contains 4 red and 6 green balls. A bag is selected at random and two balls are picked from it one after the other without replacement.

- a) Represent the information on the Tree diagram.
- b) Find the probability of the following events;
  - i) Both balls are red from bag A.
  - ii) Both balls are of different colours from different bags.

**Solution**

(a)

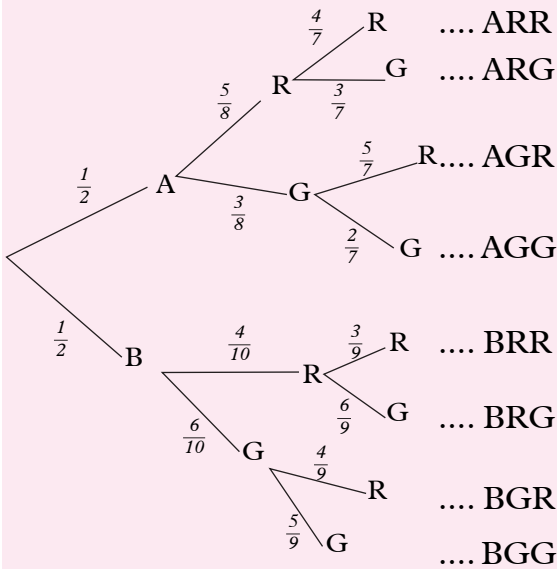


Fig 11.13

(b)

(i)  $P(ARR) = \left(\frac{1}{2} \times \frac{5}{8} \times \frac{4}{7}\right)$   
 $= \frac{20}{112} = \frac{5}{28}$

(ii)  $P(ARG) + P(AGR) + P(BRG) + P(BGR)$   
 $= \left(\frac{1}{2} \times \frac{5}{8} \times \frac{3}{7}\right) + \left(\frac{1}{2} \times \frac{3}{8} \times \frac{5}{7}\right)$

$$+ \left(\frac{1}{2} \times \frac{4}{10} \times \frac{6}{9}\right) + \left(\frac{1}{2} \times \frac{6}{10} \times \frac{4}{9}\right)$$

$$= \frac{15}{112} + \frac{15}{112} + \frac{24}{180} + \frac{24}{180} = \frac{449}{840}$$

**Exercise 11.6**

1. A bag contains 7 black and 3 white balls. If two balls are drawn from the bag, what is the probability that
  - (a) one is black and one is white?
  - (b) they are of the same colour?
2. Three pupils were asked to solve a problem. Their chances of solving the problem independently were  $\frac{1}{2}$ ,  $\frac{1}{3}$  and  $\frac{1}{4}$ .
  - (a) What is the chance that all of them solved the problem independently?
  - (b) What is the probability that only two solved the problem independently?
3. Two dice are tossed giving the events: A: the first die shows a six, B: the second die shows a three, C: the sum of the numbers on the two dice is 7. Check these events for independence.
4. A class has 18 boys and 12 girls. Three pupils are chosen at random from the class. What is the probability that
  - (a) they are all boys?
  - (b) one is a boy and the others are girls?
5. In an office there are 3 men and 7 women. Three people are chosen at random. What is the probability that



- two are women and one is a man?
6. Events A and B are such that  $P(A) = \frac{1}{5}$  and  $P(A \text{ and } B) = \frac{2}{15}$ . What is  $P(B)$  if A and B are independent?
  7. A bag contains 7 lemons and 3 oranges. If they are drawn one at a time from the bag, what is the probability of drawing a lemon then an orange, and so on, alternately until only lemons remain?
  8. A die is tossed. What is the likelihood of scoring;
    - i) A 3 or a 4?
    - ii) A prime number or an Even number?
  9. A bag contains 8 black balls and 5 white ones. If two balls are drawn from the bag, one at a time, find the probability of drawing a black ball and a white ball without replacement.
  10. Two marbles are drawn in turn from a pack containing 3 red marbles, 6 white marbles, 7 black marbles and 9 green marbles. If this is done without replacement, determine the probability of drawing two white marbles.
  11. At a mountain Village in Kigali, it rains averagely 6 days a week. Find the probability that;
    - a) Any one day
    - b) Two successive days
    - c) Three successive days
  12. A school has two photocopiers A and B. On a certain day, A has 8% chance of malfunctioning while B has 12% chance of malfunctioning. Determine the probability that on any one day of the week, the machines will;
    - a) Malfunction
    - b) Work effectively
  13. Two marksmen Jean and Benitha fire at a target simultaneously. The Chance that Jean hits the target is 70% while the chance that Benitha hits the target is 80%. Find the probability that;
    - a) They both hit the target
    - b) They both miss the target
    - c) Jean hits the target but Benitha misses
    - d) Benitha hits the target but Jean misses.
  14. A coin is tossed 3 times. Determine the probability of getting the following sequence of results;
    - a) Head then Head then Head
    - b) Tail then Head then Tail
  15. A couple would like 4 children, none of whom will be adopted. They will be disappointed if the Children are not in order Boy, Girl, Boy, Girl. Determine the probability that they will be;
    - a) Happy with the order of arrival
    - b) Unhappy with the order of arrival.
  16. Suppose a box X contains 2 green and 2 blue balls. Then box Y contains 1 white and 3 red balls. Assume a ball is selected at random from each box, what is the probability of getting a blue from X and a red from Y?

## Unit Summary

- Probability:** It is the likelihood of a particular event happening.
- Tree diagram:** It is a standard diagram used to determine all the possible outcomes in a sequence.
- Mutually exclusive events:** These are events in which occurrence of one excludes the occurrence of the other.
- Independent events:** These are events in which two or more events can take place at the same time or one after the other.
- Probability (A) = P (A)**  

$$= \frac{\text{Favourable outcomes for event A}}{\text{number of all possible outcomes}}$$

$$= \frac{n(A)}{n(S)}$$
- Addition law of probability:** It states that if A and B are two mutually exclusive events, then **P (A or B) = P (A) + P (B)**.
- Multiplication law of probability:**  
 If A and B are independent events, then,  $P(A \text{ and } B) = P(A) \times P(B)$   
 If A, B and C are independent events, then **P(A and B and C) = P(A) × P(B) × P(C)**
- A Venn diagram:** It refers to representing mathematical or logical sets pictorially as circles or closed curves within an enclosed rectangle (the universal set), where common elements of the sets represented by intersections of the circles.
- Possible outcomes:** It is the sample space.
- Favorable outcomes:** These are the different ways in which an event A can take place.

## Unit 11 Test

- In a group of 50 students 40 study mathematics, 32 study physics and each student studies atleast one of the subjects
  - Use the Venn diagram to determine the number of students who study both subjects.
  - If a student is chosen at random from the group find the probability that
    - Students do mathematics but not physics.
    - Studies both physics and Mathematics.
- 50 students went bush-walking, 23 were sunburnt, 22 were bitten by ants, 5 were both sunburnt and bitten by ants. Determine the probability that a student chosen at random;
  - Escape being bitten
  - Was either bitten or sunburnt
  - Was neither bitten nor sunburnt
- A chocolate is randomly selected at from a box which contains 6 chocolates with soft cores and 12 chocolates with hard cores. Let H represent chocolates with hard cores and S represent chocolates with soft cores.
  - Are events H and S mutually exclusive?
  - Find  $P(H)$ ,  $P(H \cap S)$  and  $P(H \text{ or } S)$
- A box contains 4 red and 2 yellow tickets. Two tickets are drawn at random one after the other without replacement. Find the probability that;

- a) Both are red
  - b) The first is red and the second is yellow
5. A hat contains 20 tickets numbered 1, 2, 3, ..., 20. If 3 tickets are selected without replacement. Determine the probability that they all contain prime numbers.
  6. A coin is flipped and a die is tossed. Determine the probability of getting a 3 on a die and a head on a coin.
  7. Kayesu is not having much luck lately. Her car will only start 80% of the time and her motorbike will only start 60% of the time.
    - a) Draw a tree diagram to illustrate the situation
    - b) Use the tree diagram to find the probability that
      - i) Both car and motorbike will start.
      - ii) Kayesu can only use her car.
  8. A box contains 7 red balls and 3 green balls. Two balls are drawn one after the other without replacement. Determine the probability that;
    - a) Both are red
    - b) The first is green and the second is red
    - c) A green and red are obtained
  9. A pair of dice is rolled
    - a) Illustrate the situation on a two dimensional grid
    - b) Use the grid to determine the following probabilities;
      - i) Two 3's
      - ii) a 5 or a 6
      - iii) Exactly one 6
      - iv) A sum of 7
      - v) A sum of 7 or 11
      - vi) A 5 and a 6 or both
      - vii) A tleast a 6
      - viii) No sixes
      - ix) A sum greater than 8

## REFERENCES

1. Rwanda Education Board (2015). Mathematics Syllabus for Ordinary Level Senior 1-3, Kigali.
2. Allen R (2004). Intermediate Algebra for College Students, Pearson Education, Inc, New Jersey.
3. Richard E (1997). Algebra I, Addison – Wesley Publishing Company, Inc, Phillipines.
4. Engelsohn H., Feit J (1980). Basic Mathematics, Moriah Publishing, New York.
5. Mugo K., Maina L., Ondera J (2003). Excel and Suced Mathematics Form 1, Longhorn Publishers, Nairobi.
6. Mugo K., Maina L., Ondera J (2003). Excel and Suced Mathematics Form 2, Longhorn Publishers, Nairobi.
7. Penguin Books Ltd (1998). The Penguin Dictionary of Mathematics, England.